

Survey #2 Results Summary

Question 1 | In what ways have you participated in the Area “D” Governance Study to date?

Response	Chart	Percentage	Count
I have visited the Area “D” Governance Study webpage on the RDOS website		57.3%	51
I have read some or all of the <i>Fact Sheets</i>		94.4%	84
I attended a Governance Session Open House (<i>held March 2 in Okanagan Falls; March 3 in Kaleden and March 5 in Apex</i>)		33.7%	30
I completed Survey #1		58.4%	52
I have read some or all of the <i>Options Sheets and Toolkits</i>		61.8%	55
Other. Please specify:		6.7%	6
		Total Responses	89

Question 1 (Other. Please specify:)

Response
Didn't complete first survey because it seemed to push me in a way I didn't want to go!
Attended public meetings (first Monday)
Attended meetings prior to the March 2nd one
read every article in skaha matters
Conversation in public place
Spoke with community members

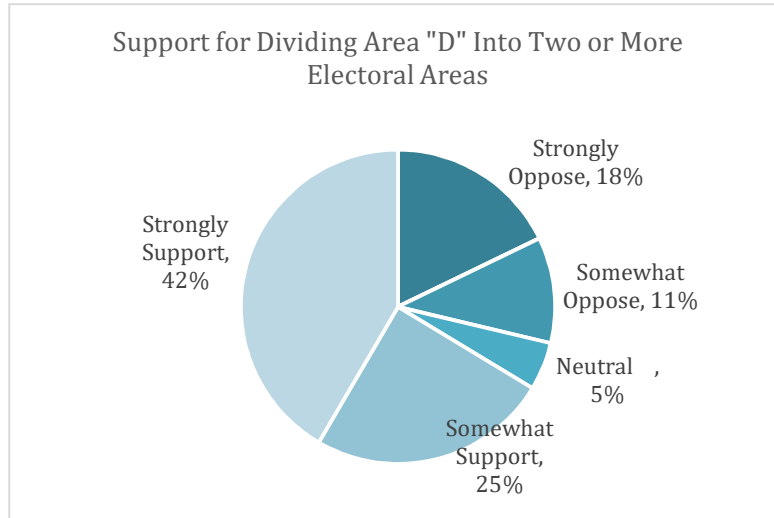
Question 2 | Which Area “D” community do you live in or own property?

Response	Percentage	Count
Kaleden	10.8%	10
Okanagan Falls	33.3%	31
Skaha Estates	12.9%	12
Upper Carmi	0.0%	0
Vaseux Lake	1.1%	1
Vintage Views	6.5%	6
Heritage Hills	14.0%	13
Apex	20.4%	19
St. Andrews	0.0%	0
Twin Lakes	2.2%	2
Lakeshore Highlands	2.2%	2
Other (Green Lake Rd):	1.1%	1
Total Responses		93



Question 3 | Do you support or oppose dividing Area “D” into two or more electoral areas.

Strongly Oppose	Somewhat Oppose	Neutral	Somewhat Support	Strongly Support	No Opinion or N/A	Total Responses
15 (17.6%)	9 (10.6%)	4 (4.7%)	21 (24.7%)	36 (42.4%)	0 (0.0%)	85



Community Breakdowns (for areas with 10 or more respondents in total – see Question 2. Respondents may not have answered every question)

Apex

Strongly Oppose	Somewhat Oppose	Neutral	Somewhat Support	Strongly Support	No Opinion	Total Responses
3 (17.6%)	2 (11.8%)	1 (5.9%)	3 (17.6%)	8 (47.1%)	0 (0.0%)	17

Heritage Hills / Vintage Views / Lakeshore Highlands

Strongly Oppose	Somewhat Oppose	Neutral	Somewhat Support	Strongly Support	No Opinion	Total Responses
2 (9.5%)	1 (4.8%)	1 (4.8%)	5 (23.8%)	12 (57.1%)	0 (0.0%)	21

Kaleden

Strongly Oppose	Somewhat Oppose	Neutral	Somewhat Support	Strongly Support	No Opinion	Total Responses
3 (17.6%)	2 (25.0%)	0 (0.0%)	1 (12.5%)	5 (62.5%)	0 (0.0%)	8

Okanagan Falls

Strongly Oppose	Somewhat Oppose	Neutral	Somewhat Support	Strongly Support	No Opinion	Total Responses
3 (11.1%)	3 (11.1%)	2 (7.4%)	8 (29.6%)	11 (40.7%)	0 (0.0%)	27

Skaha Estates

Strongly Oppose	Somewhat Oppose	Neutral	Somewhat Support	Strongly Support	No Opinion	Total Responses
7 (63.6%)	1 (9.1%)	0 (0.0%)	1 (9.1%)	2 (18.2%)	0 (0.0%)	11



Question 4 | If you are supportive of dividing Area “D” into two separate electoral areas, please indicate how you would prefer to divide the area:

Response	Chart	Percentage	Count
East/west division, same as the D1 and D2 Official Community Plan (D1 - western portion - Kaleden, Twin Lakes, St. Andrews and Apex; D2 – eastern portion - Okanagan Falls, Skaha Estates, Heritage Hills, Upper Carmi and Vaseux Lake)		44.0%	33
North/south division (Okanagan Falls, Skaha Estates and Vaseux Lake into the southern portion; Kaleden, Apex, Twin Lakes, St. Andrews, Heritage Hills and Upper Carmi in the northern portion)		21.3%	16
Other. Please describe:		34.7%	26
		Total Responses	75

Question 4 (Other. Please describe.)

Response
Apex needs more attention paid to how different it is from the other communities in Area D--we have very specific issues related to winter and winter resort activities, plus the horrendous logging and destruction of the natural environment. We pay for services we don't get and that money goes to other communities. Our community is growing with more full-timers, more kids and someone at RDOS must take our needs seriously.
Apex as a resort municipality and the rest as a group
East/West division BUT with Upper Carmi joining Naramata
Division shall bring additional O&M cost
Three OK Falls township, Skaha Lakeshore suburban, rural
I prefer the option of redrawing the electoral boundaries within the RDOS to achieve a better balance of representation. For example put Vaseux Lake with Oliver; put Carmi with Naramata and put Apex and Twin Lakes with Area G. I feel the RDOS is pushing the two Director option despite the Survey 1 indicating people feel we have adequate representation.
like East/west division; but include Kaleden in the eastern portion
I favour the east/west division however there should be a special status for Apex as a ski resort
neither
take some of the outlying areas out of Area D to reduce the work load on the Director
like minded communities ... lakefront communities vs golf/ski/ranch communities
Lake front communities (Kaleden, OK Falls, Skaha Estates and Heritage Hieghts as one. All others as second. download on other areas
I like Option #1 but population distribution is a problem
Prefer dividing Area "D" to equal populations in the other areas. This would eliminate any additional salary.
All Kaleden residents should have a "vote"
Add some areas to other existing areas
None of the above
Why not let OK Falls, with its larger population, stand alone? Otherwise its needs and wants tent to overpower those of the small communities
By community
Each community
By neighbourhood
Divide into all separate communities
By local community
Urban: Kaleden/OK Falls, Heritage Hills & Skaha Estates Rural: Twin Lakes, Apex, St. Andrews, Upper Carmi, Vaseux Lake



Question 5 | Please indicate whether you support or oppose the idea of creating a local committee or commission in your Area “D” community.

Strongly Oppose	Somewhat Oppose	Neutral	Somewhat Support	Strongly Support	No Opinion or N/A	Total Responses
16 (18.6%)	3 (3.5%)	4 (4.7%)	31 (36.0%)	32 (37.2%)	0 (0.0%)	86

Community Breakdowns (for areas with 10 or more respondents in total – see Question 2. Respondents may not have answered every question)

Apex

Strongly Oppose	Somewhat Oppose	Neutral	Somewhat Support	Strongly Support	No Opinion	Total Responses
2 (12.5%)	1 (6.2%)	1 (6.2%)	7 (43.8%)	5 (31.2%)	0 (0.0%)	16

Heritage Hills / Vintage Views / Lakeshore Highlands

Strongly Oppose	Somewhat Oppose	Neutral	Somewhat Support	Strongly Support	No Opinion	Total Responses
3 (15.0%)	0 (0.0%)	2 (10.0%)	5 (25.0%)	10 (50.0%)	0 (0.0%)	20

Kaleden

Strongly Oppose	Somewhat Oppose	Neutral	Somewhat Support	Strongly Support	No Opinion	Total Responses
1 (11.1%)	0 (0.0%)	0 (0.0%)	3 (33.3%)	5 (55.6%)	0 (0.0%)	9

Okanagan Falls

Strongly Oppose	Somewhat Oppose	Neutral	Somewhat Support	Strongly Support	No Opinion	Total Responses
6 (20.7%)	0 (0.0%)	1 (3.4%)	11 (37.9%)	11 (37.9%)	0 (0.0%)	29

Skaha Estates

Strongly Oppose	Somewhat Oppose	Neutral	Somewhat Support	Strongly Support	No Opinion	Total Responses
3 (27.3%)	2 (18.2%)	0 (0.0%)	5 (45.5%)	1 (9.1%)	0 (0.0%)	11



Question 6a | If a local committee or commission is established in your Area “D” community, committee members should be:

Response	Chart	Percentage	Count
elected by the community		70.9%	61
appointed by the RDOS Board of Directors		20.9%	18
not sure / no opinion		8.1%	7
		Total Responses	86

Community Breakdowns (for areas with 10 or more respondents in total – see Question 2. Respondents may not have answered every question)

Apex

Response	Chart	Percentage	Count
elected by the community		71.4%	10
appointed by the RDOS Board of Directors		14.3%	2
not sure / no opinion		14.3%	2
		Total Responses	14

Heritage Hills / Vintage Views / Lakeshore Highlands




Response	Chart	Percentage	Count
elected by the community		70.0%	14
appointed by the RDOS Board of Directors		20.0%	4
not sure / no opinion		10.0%	2
		Total Responses	20

Kaleden



Response	Chart	Percentage	Count
elected by the community		77.8%	7
appointed by the RDOS Board of Directors		11.1%	1
not sure / no opinion		11.1%	1
		Total Responses	9






Okanagan Falls

Response	Chart	Percentage	Count
elected by the community		73.3%	22
appointed by the RDOS Board of Directors		23.3%	7
not sure / no opinion		3.3%	1
		Total Responses	30

Skaha Estates




Response	Chart	Percentage	Count
elected by the community		75.0%	9
appointed by the RDOS Board of Directors		25.0%	3
not sure / no opinion		0.0%	0
		Total Responses	12

Question 6b | If a local committee or commission is established in your Area “D” community, the role of the committee should be to:

Response	Chart	Percentage	Count
provide advice to the RDOS Board of Directors and operate some services		55.3%	47
provide advice to the RDOS Board of Directors, but not to operate services		36.5%	31
not sure / no opinion		8.2%	7
		Total Responses	85




Community Breakdowns (for areas with 10 or more respondents in total – see Question 2. Respondents may not have answered every question)

Apex



Response	Chart	Percentage	Count
provide advice to the RDOS Board of Directors and operate some services		46.7%	7
provide advice to the RDOS Board of Directors, but not to operate services		40.0%	6
not sure / no opinion		13.3%	2
		Total Responses	15






Heritage Hills / Vintage Views / Lakeshore Highlands

Response	Chart	Percentage	Count
provide advice to the RDOS Board of Directors and operate some services		55.0%	11
provide advice to the RDOS Board of Directors, but not to operate services		40.0%	8
not sure / no opinion		5.0%	1
		Total Responses	20



Kaleden

Response	Chart	Percentage	Count
provide advice to the RDOS Board of Directors and operate some services		87.5%	7
provide advice to the RDOS Board of Directors, but not to operate services		0.0%	0
not sure / no opinion		12.5%	1
		Total Responses	8

Okanagan Falls









Response	Chart	Percentage	Count
provide advice to the RDOS Board of Directors and operate some services		60.0%	18
provide advice to the RDOS Board of Directors, but not to operate services		33.3%	10
not sure / no opinion		6.7%	2
		Total Responses	30

Skaha Estates

Response	Chart	Percentage	Count
provide advice to the RDOS Board of Directors and operate some services		54.5%	6
provide advice to the RDOS Board of Directors, but not to operate services		45.5%	5
not sure / no opinion		0.0%	0
		Total Responses	11











Question 7 | Which services, if any, do you think would be best handled by a local committee or commission in your Area “D” community?

Response	Chart	Percentage	Count
Economic Development		46.3%	38
Planning (advisory)		69.5%	57
Sewer		34.1%	28
Recreation		69.5%	57
Fire Protection		34.1%	28
Bylaw Enforcement		48.8%	40
Animal Control		42.7%	35
Other. Please indicate:		22.0%	18
		Total Responses	82









Community Breakdowns (for areas with 10 or more respondents in total – see Question 2. Respondents may not have answered every question)

Apex









Response	Chart	Percentage	Count
Economic Development		53.8%	7
Planning (advisory)		84.6%	11
Sewer		23.1%	3
Recreation		76.9%	10
Fire Protection		84.6%	11
Bylaw Enforcement		69.2%	9
Animal Control		53.8%	7
Other. Please indicate:		23.1%	3
		Total Responses	13











Heritage Hills / Vintage Views / Lakeshore Highlands

Response	Chart	Percentage	Count
Economic Development		36.8%	7
Planning (advisory)		73.7%	14
Sewer		26.3%	5
Recreation		84.2%	16
Fire Protection		15.8%	3
Bylaw Enforcement		31.6%	6
Animal Control		31.6%	6
Other. Please indicate:		26.3%	5
		Total Responses	19

Kaleden









Response	Chart	Percentage	Count
Economic Development		12.5%	1
Planning (advisory)		75.0%	6
Sewer		50.0%	4
Recreation		100.0%	8
Fire Protection		25.0%	2
Bylaw Enforcement		25.0%	2
Animal Control		25.0%	2
Other. Please indicate:		50.0%	4
		Total Responses	8

Okanagan Falls

Response	Chart	Percentage	Count
Economic Development		65.5%	19
Planning (advisory)		69.0%	20
Sewer		37.9%	11
Recreation		58.6%	17
Fire Protection		37.9%	11
Bylaw Enforcement		65.5%	19
Animal Control		55.2%	16
Other. Please indicate:		13.8%	4
		Total Responses	29



Skaha Estates

Response	Chart	Percentage	Count
Economic Development		33.3%	4
Planning (advisory)		50.0%	6
Sewer		50.0%	6
Recreation		66.7%	8
Fire Protection		25.0%	3
Bylaw Enforcement		50.0%	6
Animal Control		41.7%	5
Other. Please indicate:		16.7%	2
Total Responses			12

Question 7 (Other. Please indicate)

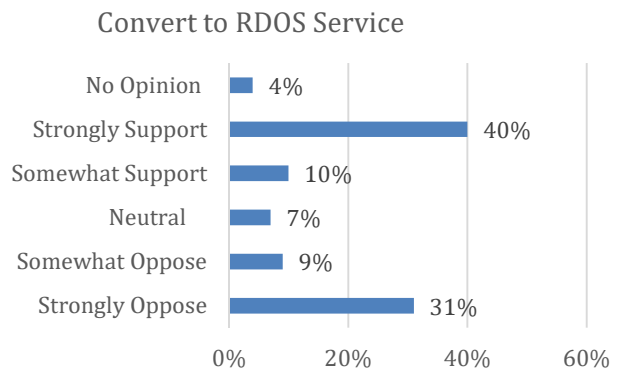
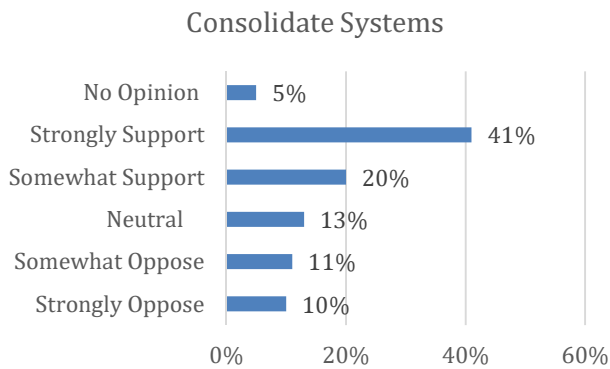
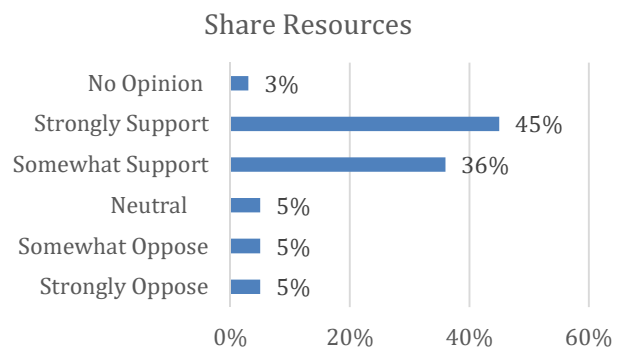
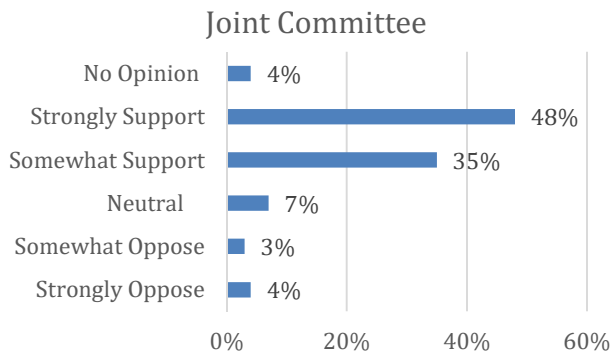
Response
We need a truck and firehouse for our volunteer fire dept. Sewer is handled by the resort but we need a waste transfer station.
I do not support LCCs. The proposal requires volunteers and it is very difficult to get people to commit to these types of roles. Also it would be difficult for community members to understand who does what as well as the scope of the LCC. I feel too much administrative time would be spent to recruit and support a body that the RDOS would probably just use in an advisory capacity. All this would do would create another layer of governance that prevents citizens from speaking candidly to their elected decision makers. It would likely dilute rather than increase input. If an LCC was created for OK Falls and took over the Parks and Rec Commission it would leave Heritage Hills without representation for this function.
The Local Commission must have input about their community in an advisory capacity, decision-making and in implementing services as indicated above. RDOS staff must see themselves as part of a team with their major role being that of implementation
Wildfire risk management, water, waste
Water
Forest, Trails and Water shed protection
Water
Finance
Recreation is already here
Financial control oversees 3 others
Water (KEEP KID)
Strictly advising; no salary
KID must be kept
Water
Parks
Water
Water
Policing



Question 8 | Are there any other communities within Area “D” that you think would benefit from a local commission or advisory committee? Please list and explain.
The 22 response(s) to this question can be found in the appendix.

Question 9 | Please indicate to what extent you support or oppose various levels of collaboration amongst the community water system purveyors in Area “D”.

	Strongly Oppose	Somewhat Oppose	Neutral	Somewhat Support	Strongly Support	No Opinion	Total Responses
Joint Committee	3 (3.9%)	2 (2.6%)	5 (6.5%)	27 (35.1%)	37 (48.1%)	3 (3.9%)	77
Share Resources	4 (5.3%)	4 (5.3%)	4 (5.3%)	27 (36.0%)	34 (45.3%)	2 (2.7%)	75
Consolidate Systems	8 (10.1%)	9 (11.4%)	10 (12.7%)	16 (20.3%)	32 (40.5%)	4 (5.1%)	79
Convert to (RDOS) service	25 (30.5%)	7 (8.5%)	6 (7.3%)	8 (9.8%)	33 (40.2%)	3 (3.7%)	82



Community Breakdowns (for areas with 10 or more respondents in total. Respondents may not have answered every question)

Apex

	Strongly Oppose	Somewhat Oppose	Neutral	Somewhat Support	Strongly Support	No Opinion	Total Responses
Joint Committee	0 (10.0%)	1 (7.7%)	1 (7.7%)	6 (46.2%)	5 (38.5%)	0 (0.0%)	13
Share Resources	1 (7.7%)	1 (7.7%)	2 (15.4%)	4 (30.8%)	5 (38.5%)	0 (0.0%)	13
Consolidate Systems	1 (7.1%)	3 (21.4%)	3 (21.4%)	1 (7.1%)	5 (35.7%)	1 (7.1%)	14
Convert to (RDOS) service	5 (35.7%)	1 (7.1%)	1 (7.1%)	2 (14.3%)	5 (35.7%)	0 (0.0%)	14

Heritage Hills / Vintage Views / Lakeshore Highlands

	Strongly Oppose	Somewhat Oppose	Neutral	Somewhat Support	Strongly Support	No Opinion	Total Responses
Joint Committee	1 (5.6%)	1 (5.6%)	2 (11.1%)	5 (27.8%)	9 (50.0%)	0 (0.0%)	18
Share Resources	1 (6.2%)	0 (0.0%)	0 (0.0%)	6 (37.5%)	9 (56.2%)	0 (0.0%)	16
Consolidate Systems	1 (5.6%)	2 (11.1%)	1 (5.6%)	2 (11.1%)	12 (66.7%)	0 (0.0%)	18
Convert to (RDOS) service	2 (9.5%)	1 (4.8%)	1 (4.8%)	2 (9.5%)	15 (71.4%)	0 (0.0%)	21

Kaleden

	Strongly Oppose	Somewhat Oppose	Neutral	Somewhat Support	Strongly Support	No Opinion	Total Responses
Joint Committee	0 (0.0%)	0 (0.0%)	0 (0.0%)	2 (28.6%)	5 (71.4%)	0 (0.0%)	7
Share Resources	0 (0.0%)	0 (0.0%)	0 (0.0%)	2 (25.0%)	6 (75.0%)	0 (0.0%)	8
Consolidate Systems	0 (0.0%)	0 (0.0%)	1 (12.5%)	2 (25.0%)	5 (62.5%)	0 (0.0%)	8
Convert to (RDOS) service	4 (57.1%)	0 (0.0%)	1 (14.3%)	0 (0.0%)	2 (28.6%)	0 (0.0%)	7

Okanagan Falls

	Strongly Oppose	Somewhat Oppose	Neutral	Somewhat Support	Strongly Support	No Opinion	Total Responses
Joint Committee	1 (3.6%)	0 (0.0%)	1 (3.6%)	8 (28.6%)	16 (57.1%)	2 (7.1%)	28
Share Resources	1 (3.6%)	2 (7.1%)	1 (3.6%)	11 (39.3%)	12 (42.9%)	1 (3.6%)	28
Consolidate Systems	2 (7.1%)	1 (3.6%)	4 (14.3%)	9 (32.1%)	10 (35.7%)	2 (7.1%)	28
Convert to (RDOS) service	7 (24.1%)	4 (13.8%)	3 (10.3%)	3 (10.3%)	10 (34.5%)	2 (6.9%)	29

Skaha Estates

	Strongly Oppose	Somewhat Oppose	Neutral	Somewhat Support	Strongly Support	No Opinion	Total Responses
Joint Committee	1 (10.0%)	0 (0.0%)	1 (10.0%)	6 (60.0%)	2 (20.0%)	0 (0.0%)	10
Share Resources	0 (0.0%)	1 (11.1%)	0 (0.0%)	5 (55.6%)	3 (33.3%)	0 (0.0%)	9
Consolidate Systems	3 (30.0%)	4 (40.0%)	0 (0.0%)	2 (20.0%)	1 (10.0%)	0 (0.0%)	10
Convert to (RDOS) service	7 (70.0%)	1 (10.0%)	0 (0.0%)	2 (20.0%)	0 (0.0%)	0 (0.0%)	10



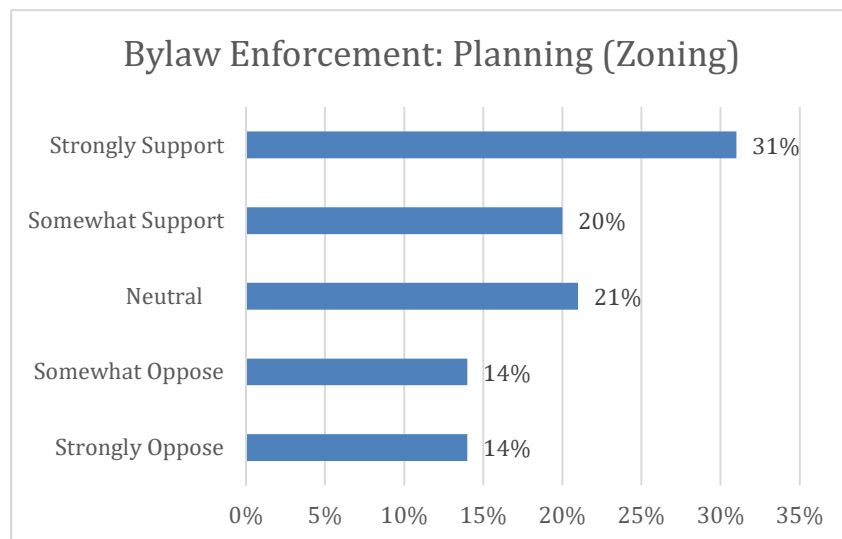
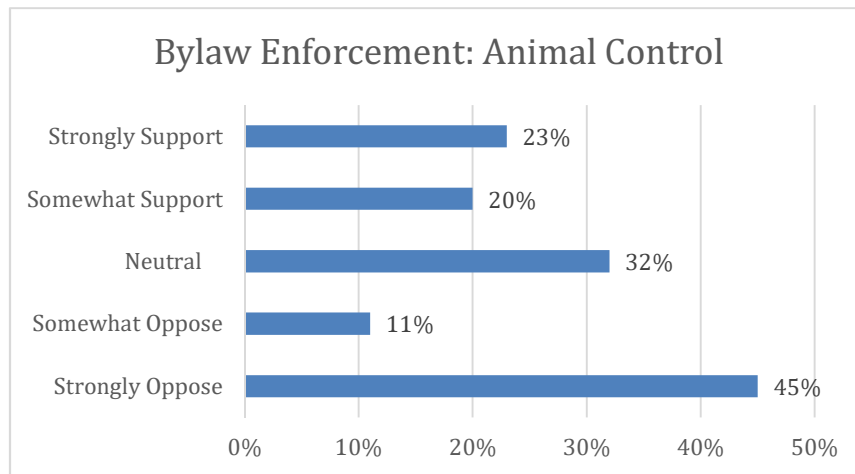
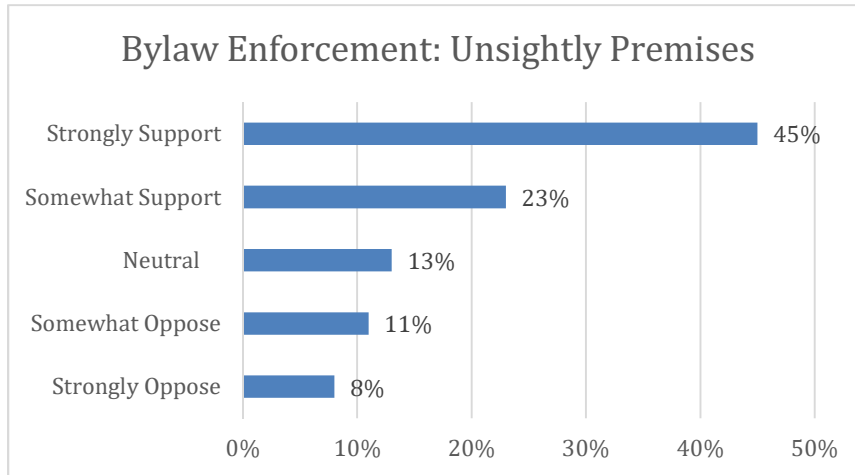
Question 10 | Do you have any comments related specifically to water authority collaboration that you would like to share?

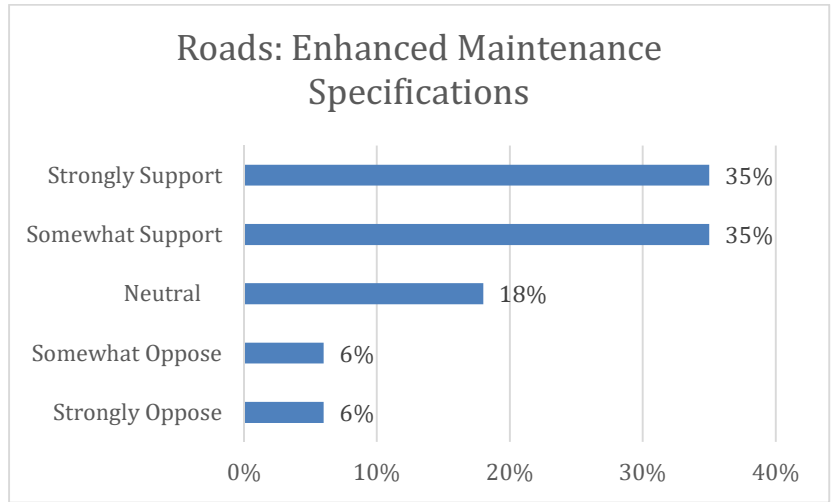
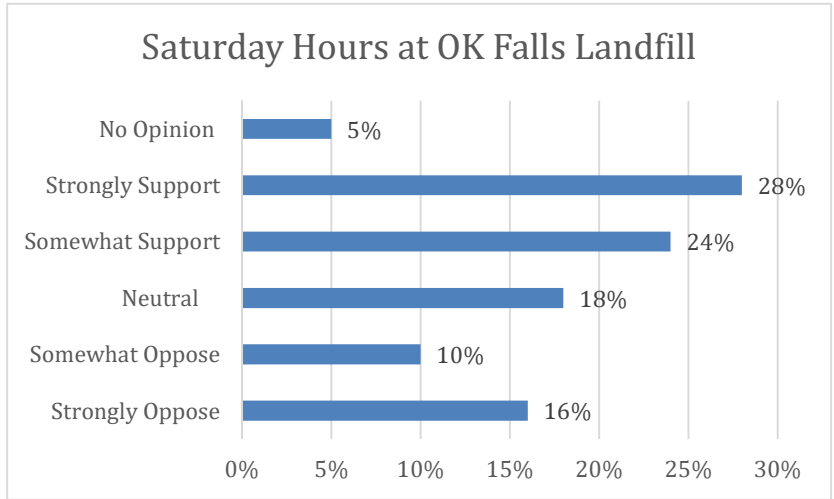
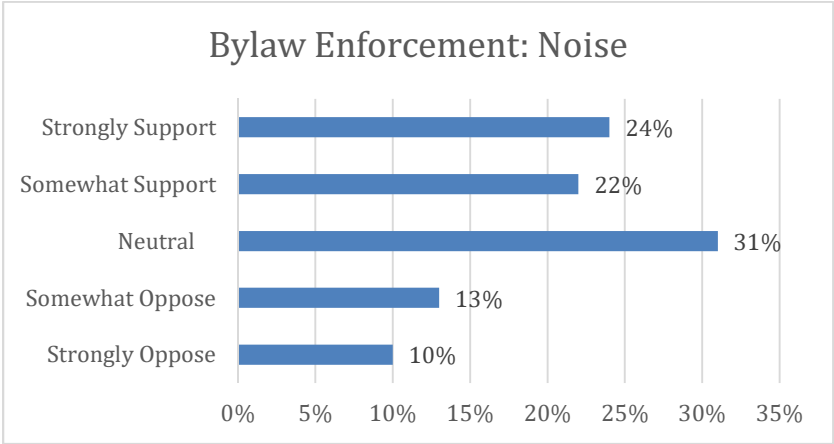
The 26 response(s) to this question can be found in the appendix.

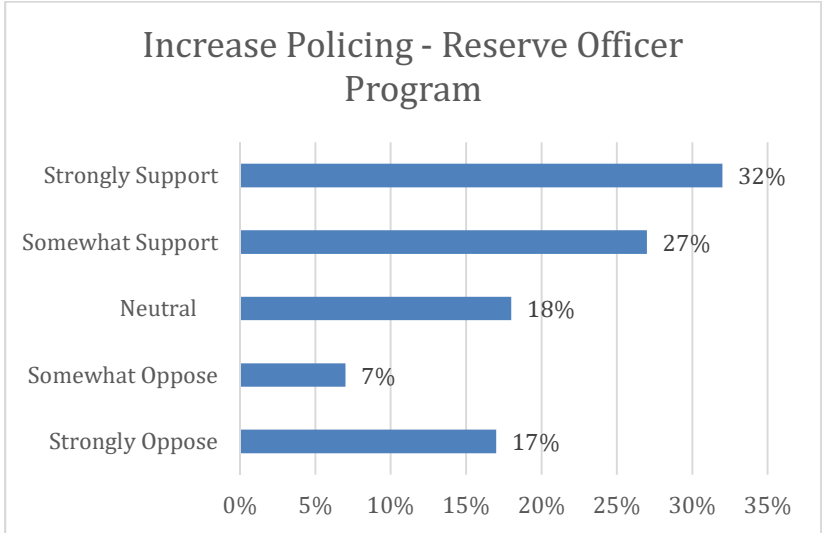
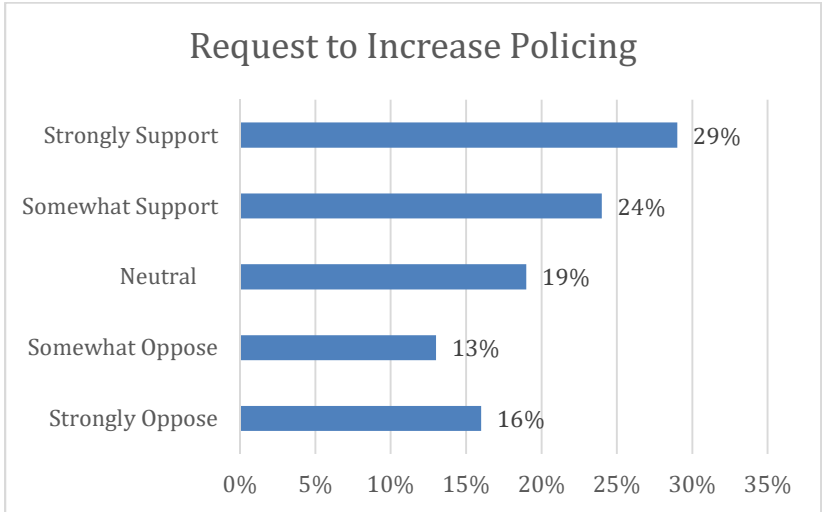
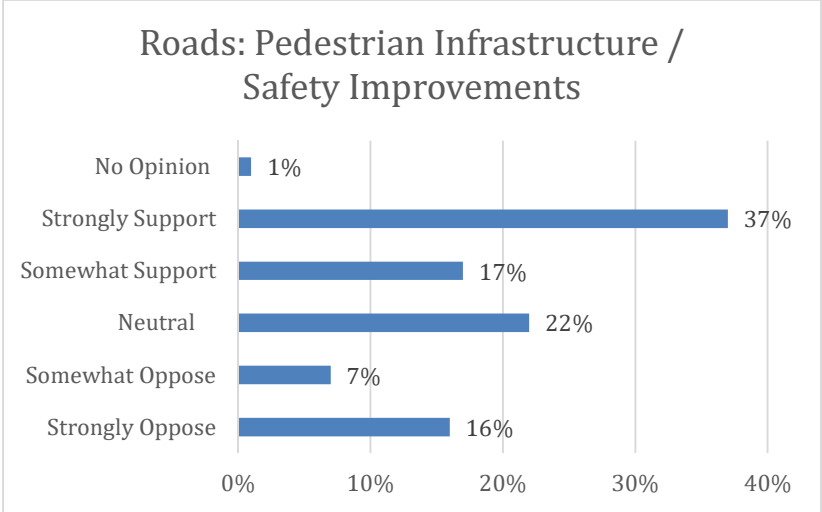
Question 11 | Keeping in mind that each of the service level adjustments outlined in the *Toolkits* would result in increased fees or taxes, please indicate which of the following service level increases you would support or oppose in your Area “D” community.

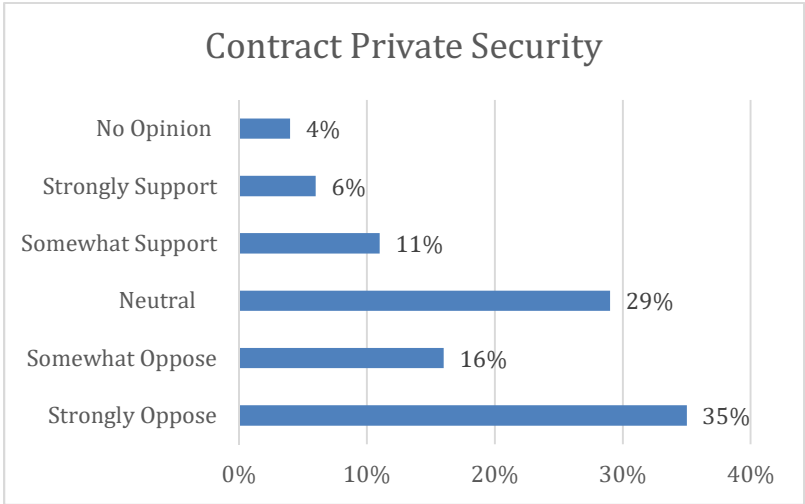
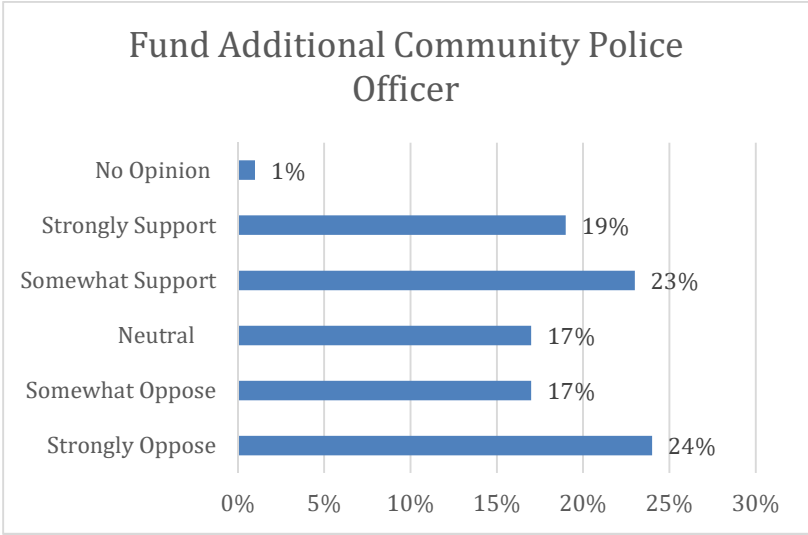
	Strongly Oppose	Somewhat Oppose	Neutral	Somewhat Support	Strongly Support	No Opinion	Total Responses
Bylaw Enforcement: Unsightly / Untidy Premises	7 (8.3%)	9 (10.7%)	11 (13.1%)	19 (22.6%)	38 (45.2%)	0 (0.0%)	84
Bylaw Enforcement: Animal Control	12 (14.6%)	9 (11.0%)	26 (31.7%)	16 (19.5%)	19 (23.2%)	0 (0.0%)	82
Bylaw Enforcement: Planning (Zoning)	11 (13.8%)	11 (13.8%)	17 (21.2%)	16 (20.0%)	25 (31.2%)	0 (0.0%)	80
Bylaw Enforcement: Noise	8 (10.3%)	10 (12.8%)	24 (30.8%)	17 (21.8%)	19 (24.4%)	0 (0.0%)	78
Saturday hours at Okanagan Falls landfill	13 (15.7%)	8 (9.6%)	15 (18.1%)	20 (24.1%)	23 (27.7%)	4 (4.8%)	83
Roads: Enhanced highway maintenance specifications	5 (6.2%)	5 (6.2%)	14 (17.5%)	28 (35.0%)	28 (35.0%)	0 (0.0%)	80
Roads: Pedestrian infrastructure / safety improvements	13 (15.7%)	6 (7.2%)	18 (21.7%)	14 (16.9%)	31 (37.3%)	1 (1.2%)	83
Increase policing (<i>formal request for more rural officers</i>)	13 (15.5%)	11 (13.1%)	16 (19.0%)	20 (23.8%)	24 (28.6%)	0 (0.0%)	84
Increase policing on a seasonal basis through the Reserve Officer Program	14 (16.5%)	6 (7.1%)	15 (17.6%)	23 (27.1%)	27 (31.8%)	0 (0.0%)	85
Fund an additional community policing officer	20 (23.8%)	14 (16.7%)	14 (16.7%)	19 (22.6%)	16 (19.0%)	1 (1.2%)	84
Contract private security/patrols	29 (34.9%)	13 (15.7%)	24 (28.9%)	9 (10.8%)	5 (6.0%)	3 (3.6%)	83











Community Breakdowns (for areas with 10 or more respondents in total. Respondents may not have answered every question)

Apex

	Strongly Oppose	Somewhat Oppose	Neutral	Somewhat Support	Strongly Support	No Opinion	Total Responses
Bylaw Enforcement: Unsightly / Untidy Premises	2 (16.7%)	5 (41.7%)	1 (8.3%)	3 (25.0%)	1 (8.3%)	0 (0.0%)	12
Bylaw Enforcement: Animal Control	3 (23.1%)	4 (30.8%)	2 (15.4%)	2 (15.4%)	2 (15.4%)	0 (0.0%)	13
Bylaw Enforcement: Planning (Zoning)	2 (16.7%)	4 (33.3%)	2 (16.7%)	3 (25.0%)	1 (8.3%)	0 (0.0%)	12
Bylaw Enforcement: Noise	2 (14.3%)	4 (28.6%)	3 (21.4%)	1 (7.1%)	4 (28.6%)	0 (0.0%)	14
Saturday hours at Okanagan Falls landfill	2 (16.7%)	1 (8.3%)	4 (33.3%)	0 (0.0%)	3 (25.0%)	2 (16.7%)	12
Roads: Enhanced highway maintenance specifications	1 (9.1%)	0 (0.0%)	5 (45.5%)	4 (36.4%)	1 (9.1%)	0 (0.0%)	11
Roads: Pedestrian infrastructure / safety improvements	3 (23.1%)	1 (7.7%)	4 (30.8%)	2 (15.4%)	3 (23.1%)	0 (0.0%)	13
Increase policing (<i>formal request for more rural officers</i>)	1 (7.1%)	5 (35.7%)	2 (14.3%)	4 (28.6%)	2 (14.3%)	0 (0.0%)	14
Increase policing on a seasonal basis through the Reserve Officer Program	1 (7.1%)	2 (14.3%)	4 (28.6%)	3 (21.4%)	4 (28.6%)	0 (0.0%)	14
Fund an additional community policing officer	4 (30.8%)	3 (23.1%)	3 (23.1%)	1 (7.7%)	2 (15.4%)	0 (0.0%)	13
Contract private security/patrols	5 (35.7%)	4 (28.6%)	2 (14.3%)	0 (0.0%)	3 (21.4%)	0 (0.0%)	14



Heritage Hills / Vintage Views / Lakeshore Highlands

	Strongly Oppose	Somewhat Oppose	Neutral	Somewhat Support	Strongly Support	No Opinion	Total Responses
Bylaw Enforcement: Unsightly / Untidy Premises	2 (9.5%)	1 (4.8%)	3 (14.3%)	6 (28.6%)	9 (42.9%)	0 (0.0%)	21
Bylaw Enforcement: Animal Control	3 (14.3%)	2 (9.5%)	9 (42.9%)	3 (14.3%)	4 (19.0%)	0 (0.0%)	21
Bylaw Enforcement: Planning (Zoning)	2 (10.0%)	1 (5.0%)	5 (25.0%)	3 (15.0%)	9 (45.0%)	0 (0.0%)	20
Bylaw Enforcement: Noise	1 (5.3%)	1 (5.3%)	6 (31.6%)	7 (36.8%)	4 (21.1%)	0 (0.0%)	19
Saturday hours at Okanagan Falls landfill	3 (14.3%)	1 (4.8%)	7 (33.3%)	7 (33.3%)	3 (14.3%)	0 (0.0%)	21
Roads: Enhanced highway maintenance specifications	0 (0.0%)	1 (4.8%)	2 (9.5%)	12 (57.1%)	6 (28.6%)	0 (0.0%)	21
Roads: Pedestrian infrastructure / safety improvements	2 (10.0%)	3 (15.0%)	5 (25.0%)	5 (25.0%)	5 (25.0%)	0 (0.0%)	20
Increase policing (<i>formal request for more rural officers</i>)	2 (9.5%)	1 (4.8%)	4 (19.0%)	6 (28.6%)	8 (38.1%)	0 (0.0%)	21
Increase policing on a seasonal basis through the Reserve Officer Program	2 (9.5%)	1 (4.8%)	2 (9.5%)	6 (28.6%)	10 (47.6%)	0 (0.0%)	21
Fund an additional community policing officer	3 (14.3%)	5 (23.8%)	3 (14.3%)	7 (33.3%)	2 (9.5%)	1 (4.8%)	21
Contract private security/patrols	4 (20.0%)	3 (15.0%)	7 (35.0%)	3 (15.0%)	1 (5.0%)	2 (10.0%)	20



Kaleden

	Strongly Oppose	Somewhat Oppose	Neutral	Somewhat Support	Strongly Support	No Opinion	Total Responses
Bylaw Enforcement: Unsightly / Untidy Premises	0 (0.0%)	1 (11.1%)	3 (33.3%)	1 (11.1%)	4 (44.4%)	0 (0.0%)	9
Bylaw Enforcement: Animal Control	1 (12.5%)	2 (25.0%)	3 (37.5%)	2 (25.0%)	0 (0.0%)	0 (0.0%)	8
Bylaw Enforcement: Planning (Zoning)	0 (0.0%)	2 (25.0%)	1 (12.5%)	1 (12.5%)	4 (50.0%)	0 (0.0%)	8
Bylaw Enforcement: Noise	0 (0.0%)	2 (25.0%)	4 (50.0%)	1 (12.5%)	1 (12.5%)	0 (0.0%)	8
Saturday hours at Okanagan Falls landfill	0 (0.0%)	1 (12.5%)	0 (0.0%)	3 (37.5%)	4 (50.0%)	0 (0.0%)	8
Roads: Enhanced highway maintenance specifications	0 (0.0%)	2 (25.0%)	1 (12.5%)	0 (0.0%)	5 (62.5%)	0 (0.0%)	8
Roads: Pedestrian infrastructure / safety improvements	0 (0.0%)	1 (12.5%)	2 (25.0%)	2 (25.0%)	3 (37.5%)	0 (0.0%)	8
Increase policing (<i>formal request for more rural officers</i>)	0 (0.0%)	2 (22.2%)	2 (22.2%)	3 (33.3%)	2 (22.2%)	0 (0.0%)	9
Increase policing on a seasonal basis through the Reserve Officer Program	0 (0.0%)	0 (0.0%)	3 (37.5%)	3 (37.5%)	2 (25.0%)	0 (0.0%)	8
Fund an additional community policing officer	1 (12.5%)	2 (25.0%)	0 (0.0%)	3 (37.5%)	2 (25.0%)	0 (0.0%)	8
Contract private security/patrols	1 (12.5%)	1 (12.5%)	5 (62.5%)	1 (12.5%)	0 (0.0%)	0 (0.0%)	8



Okanagan Falls

	Strongly Oppose	Somewhat Oppose	Neutral	Somewhat Support	Strongly Support	No Opinion	Total Responses
Bylaw Enforcement: Unsightly / Untidy Premises	0 (0.0%)	2 (6.7%)	3 (10.0%)	9 (30.0%)	16 (53.3%)	0 (0.0%)	30
Bylaw Enforcement: Animal Control	2 (6.9%)	2 (6.9%)	10 (34.5%)	7 (24.1%)	8 (27.6%)	0 (0.0%)	29
Bylaw Enforcement: Planning (Zoning)	3 (10.3%)	4 (13.8%)	5 (17.2%)	8 (27.6%)	9 (31.0%)	0 (0.0%)	29
Bylaw Enforcement: Noise	2 (7.7%)	3 (11.5%)	7 (26.9%)	7 (26.9%)	7 (26.9%)	0 (0.0%)	26
Saturday hours at Okanagan Falls landfill	3 (10.0%)	2 (6.7%)	3 (10.0%)	8 (26.7%)	14 (46.7%)	0 (0.0%)	30
Roads: Enhanced highway maintenance specifications	1 (3.6%)	1 (3.6%)	6 (21.4%)	9 (32.1%)	11 (39.3%)	0 (0.0%)	28
Roads: Pedestrian infrastructure / safety improvements	3 (10.0%)	0 (0.0%)	4 (13.3%)	2 (6.7%)	21 (70.0%)	0 (0.0%)	30
Increase policing (<i>formal request for more rural officers</i>)	2 (7.1%)	5 (17.9%)	4 (14.3%)	6 (21.4%)	11 (39.3%)	0 (0.0%)	28
Increase policing on a seasonal basis through the Reserve Officer Program	4 (13.3%)	3 (10.0%)	4 (13.3%)	8 (26.7%)	11 (36.7%)	0 (0.0%)	30
Fund an additional community policing officer	5 (16.7%)	4 (13.3%)	6 (20.0%)	6 (20.0%)	9 (30.0%)	0 (0.0%)	30
Contract private security/patrols	10 (34.5%)	6 (20.7%)	7 (24.1%)	5 (17.2%)	0 (0.0%)	1 (3.4%)	29



Skaha Estates

	Strongly Oppose	Somewhat Oppose	Neutral	Somewhat Support	Strongly Support	No Opinion	Total Responses
Bylaw Enforcement: Unsightly / Untidy Premises	3 (27.3%)	1 (9.1%)	1 (9.1%)	2 (18.2%)	4 (36.4%)	0 (0.0%)	11
Bylaw Enforcement: Animal Control	3 (30.0%)	0 (0.0%)	2 (20.0%)	3 (30.0%)	2 (20.0%)	0 (0.0%)	10
Bylaw Enforcement: Planning (Zoning)	4 (40.0%)	1 (10.0%)	2 (20.0%)	2 (20.0%)	1 (10.0%)	0 (0.0%)	10
Bylaw Enforcement: Noise	3 (30.0%)	1 (10.0%)	4 (40.0%)	1 (10.0%)	1 (10.0%)	0 (0.0%)	10
Saturday hours at Okanagan Falls landfill	5 (45.5%)	2 (18.2%)	0 (0.0%)	2 (18.2%)	2 (18.2%)	0 (0.0%)	11
Roads: Enhanced highway maintenance specifications	3 (27.3%)	1 (9.1%)	0 (0.0%)	3 (27.3%)	4 (36.4%)	0 (0.0%)	11
Roads: Pedestrian infrastructure / safety improvements	5 (45.5%)	1 (9.1%)	2 (18.2%)	3 (27.3%)	0 (0.0%)	0 (0.0%)	11
Increase policing (<i>formal request for more rural officers</i>)	8 (72.7%)	0 (0.0%)	1 (9.1%)	1 (9.1%)	1 (9.1%)	0 (0.0%)	11
Increase policing on a seasonal basis through the Reserve Officer Program	7 (63.6%)	1 (9.1%)	1 (9.1%)	2 (18.2%)	0 (0.0%)	0 (0.0%)	11
Fund an additional community policing officer	8 (72.7%)	1 (9.1%)	0 (0.0%)	1 (9.1%)	1 (9.1%)	0 (0.0%)	11
Contract private security/patrols	9 (81.8%)	0 (0.0%)	2 (18.2%)	0 (0.0%)	0 (0.0%)	0 (0.0%)	11

Question 12 | Is there anything else that you wish to share regarding local services or governance options in Area “D”?

The 28 response(s) to this question can be found in the appendix.



Survey #2 Appendix

The following includes the full text responses from survey questions 8, 10 and 12. Spelling errors, where noted, have been corrected and edits made to remove references to specific names for publishing.

Question 8 | Are there any other communities within Area “D” that you think would benefit from a local commission or advisory committee? Please list and explain.

Response
I think Apex has specific needs due to its purpose as a ski resort community.
At Apex the APOA could be considered as the local LCC. These are property owners that have been elected at the annual APOA general meeting. This group has served the area well for quite some time
No
Apex is definitely a unique area. The vast majority of Apex owners and users come from the entire Regional district and could have their own voice
If the decision was made to go ahead with an LCC for OK Falls, then it would be imperative to have an LCC for Heritage Hills/Lakeshore Highlands/Vintage Views/Chadwell Place/Parsons Road to take the place of the existing Homeowner Association in this area. It is only through this current Association that some of the neighbourhood issues have been listened to by local government and service providers.
East Side of Skaha Lake from Penticton boundary to the northern end of Okanagan Falls. There is already a Heritage Hills Association which could be expanded to include Skaha Estates and these communities have more in common than they do with Okanagan Falls proper.
Resident Action Committee to deal with all those other issues not related to RDOS Services or Prov Gov't jurisdiction... garbage removal on crown land, deer carcass removal, walkway light maintenance (cleaning), etc.
Greater Twin Lakes area because its issues are far different from that of Kaleden which it is currently included with.
I believe the Area (s) would best be represented by committee members from each community in that area. I also believe that appointed rather than elected committee members would work more closely with the director. Although there is a risk that the director could surround him/herself with "yes" members, it hasn't happened with the past two directors. There is a greater risk that by electing members, political "wannabees" on the commission could make it impossible for the director to work toward the betterment of the communities in the area.
The LCC should represent the areas of Okanagan Falls, Skaha Estates, Heritage Hills
Apex
Apex as it is somewhat removed from the other Areas and is unique in weather and seemingly lacking enforcement bylaw or police type issues.
Recreation committees work well, but most others would be too specialized.
The commission MUST be elected, otherwise, if appointed by the rural director it results in the commission just being comprised of friends of the rural director supporting his position. The present form of rural government in the RDOS with a single elected director has resulted in DICTATORSHIP. The local water improvement districts should also be dissolved and be under the umbrella of one water authority. This commission could also have input into water policy.
None of above
Willowbrook
Bylaw enforcements - like RRSC (RRD) 2 at a time like fire protection when you have Kaleden Fire Dept.
None of the above
Ours
All of Area 'D'
All communities



Water needs careful consideration and attention

Question 10 | Do you have any comments related specifically to water authority collaboration that you would like to share?

Response
don't think any of the questions apply to Apex as the Resort runs its own system.
water authority should not be managed by Apex resort ownership-
No
I THINK ONE ISSUE THAT NEEDS TO BE ADDRESSED BY ALL CONCERNED IS THE PROBLEM OF SOIL AND DISCOLORATION WE GET IN OUR TAP WATER DURING THE SPRING RUNOFF.
Water is a public good and should be delivered by government. I am currently served by a private water system and the community has no advisory role. The owner has no more land to develop on this system and has no vested interest in delivering this service. This will have a direct impact on maintenance of the system, and water quality. As such it is a community safety concern.
Water should NEVER be in the hands of for profit entities, or jurisdictions too small to support safe delivery.
If there is no collaboration - the small water authorities require access to funding and resources. They are not for profit organizations that have huge responsibilities and liabilities with no support!
Rather than have RDOS take over water authority, much better would be to have a separate autonomous water authority established which includes the various systems now in place.
Apex has a very unique requirement due to its large seasonal variation, and more importantly, due to the need of providing water for snow making. The resort definitely needs to be involved and is highly incentivized to keep the water system running properly.
After many years in isolation, water purveyors have begun to develop lines of communication regarding common issues. Several of the larger improvement districts are well-run and fiscally sound. (OK Falls ID in particular) I have seen the negative impact of centralizing OK Falls Parks and Recreation Commission to the RDOS, and would strongly object to doing the same with OFID.
Thinking of co-operation between Okanagan Falls, Heritage Hills, Skaha Estates and the small operators to the south of Okanagan Falls including Vaseau Lake the idea has the potential for improved service and expertise for the smaller systems. It would make it possible to justify obtaining an additional Operator in Okanagan Falls for the combined organization. This would improve the methods and technical record keeping of the smaller systems.
Yes, share resources! Most people are not aware that each tiny little town, village, and area is responsible for their water quality. Educate them!
Not applicable to me. On well and septic.
The local water improvement districts should be amalgamated into one water authority under the RDOS. The present district is controlled by a bunch of farmers who control policy in favor of themselves, and ineffectively / inefficiently run the district. IHA has mandated that Kaleden move towards a well based system, and KID has been fighting it all the way. KID board states openly at their AGMs that they think that they know better than IHA, and that they do not want to spend the money for a well based system unless they are forced to do so. The farmers that sit on the board only want to keep their water rates down, at the risk of the health of the local citizens. We drink from the lake and have risk of giardiasis (beaver dam just upstream of intake), pesticides, herbicides, and whatever crap comes downstream from the Penticton sewage treatment plant that empties into Okanagan River. YUK ! The natural flow of Okanagan river through Skaha Lake is on the west side of the lake right adjacent Kaleden where the water intake is. If these water improvement districts came under the umbrella of the RDOS then capital projects would be eligible for senior government grant funding, and would help pay for the required well system. Improvement districts are not eligible for such funding. Staying with improvement districts for water COSTS US MONEY!
The larger systems seem to be operated quite well without RDOS influence. RDOS can do a good job, But seems to be very costly for them to operate.
Just safe drinking water
Skaha Estates improvement district is well run, is banking funds for future infrastructure placement, and has low personnel costs due to volunteers. Expensive RDOS employees are not needed in Skaha Estates water system.



Rules change at boundary but water crosses boundary. Rules need to be the same everywhere. Water is finite.
Water systems need to be able to access provincial and federal funding programs but it should NOT be necessary to convert to RDOS control to achieve this.
RDOS should not be part of the KID - keep our rate low
Kaleden has a very good water system and it is well managed.
The larger water systems seem to work well as they are merging together. Could have benefits without the influence of RDOS that is.
Water and cost of it should NOT be in the hands of private operators and strictly scrutinized for quality and delivery by RDOS
Provincial oversight of water supplies
Take them away from private control
Water is very important. Too often the poorest areas receive the worst water quality. I think we have the most private water delivery in Canada and the highest water bills and real water quality deficiencies

Question 12 | Is there anything else that you wish to share regarding local services or governance options in Area "D"?

Response
Thanks for all yer hard work to help our communities function better and provide ways to do so. Working together we can make all the communities better. Hope many answer the survey--it is important we all take part.
Apex has no structured recreation services- i.e. recreation centre.
No
I WOULD LIKE TO A STOP ORDER ON BURNING OF SLASH AND TREE PRUNING WASTE FOR COMMERCIAL GROWERS AS IT APPLIES TO HOME OWNERS.
Thank you to all the volunteers that have dedicated their time to governance study for the benefit of citizens of Area D. The implementation of a Local Commission would benefit the citizens of OK Falls , not being incorporated presents challenges when trying to improve service delivery especially bylaw enforcement. Local control would ensure that citizens are fully informed of expectations of the bylaws, bylaw enforcement would be equally and fairly enforced to all citizens without favoritism or bias towards any citizen or group of citizens. The Commission would also ensure even if there is no local control over service delivery that the citizens voices are heard, complaints are professionally and objectively dealt with in a timely manner following direction of the board with an action plan to address the complaints. If the choice is not to have two directors, an effective commission in Ok Falls that works closely with the one director complimented with the Rural Services Manager for all Area D would be as effective as having two directors.
While I believe there is adequate funding for road maintenance, there is inadequate priority setting for some of these tasks. Fox example: The Pavement on Eastside Road from the "rock pit" where widening and paving occurred several years ago to MacLean Creek road is broken and potholed and yet this section of road is not maintained. At the same time portions of Eastside Road into OK Falls as well as the much less travelled Oliver Ranch Road have had significant paving during the last two years. It does not make rational sense that these two sections of road have been repaved while the section of Eastside road mentioned above is in much worse shape and falls further into disrepair. As a local cyclist, I see these roads up close at slow speeds and believe the priorities have not been appropriately set.
Regardless of whether it is within the jurisdiction of the RDOS, staff must take a more pro-active stance in taking on issues affecting the community. RDOS staff's response to everything is "it is not our responsibility" and will not take any initiative to pro-actively take the issue to the appropriate jurisdiction. The taste left in the community is that RDOS staff really doesn't do anything for us. Even when it was in their area of jurisdiction - such as the rock crushing plant at Chadwell Estates they REFUSED to act on their own by-law. I see the RDOS has not learned from their experience by allowing the same situation in Naramata and putting the residents there in the same undesirable conditions using the same incorrect arguments that the RDOS staff used in Heritage Hills. If the RDOS actually did what they are supposed to do, there would not be a need for this survey.
Thanks for the opportunity to comment - what about Fire Protection and Wildfire mitigation - there was no opportunity to comment when this was a main concern identified in round one of the Regional District Services. Some areas in Area "D" are at risk - Apex, Twin Lakes and Carmi.



Apex gets almost no service from RDOS, and other than library, our taxes gain us nothing. Bylaw enforcement is non-existent. Stuningly loud snowmobiles in the winter and loud ATVs in the summer are a constant problem. Snowmobiles roaring through the village at all hours are going to seriously injure a pedestrian, it is just a matter of time. For obvious reasons (distance) police response is close to zero -- local residents don't even bother to call anymore. The trash issue is completely unacceptable, with the recent bear problems creating a safety issue that is going to end in the death of the bear, and likely injury or death to a person.
Whether rural policing is given to the rural communities or withheld at Penticton office is arbitrarily left up to the officer in charge of the detachment. When [FORMER RCMP OFFICER] was in charge, he made an effort to put rural police back into the rural communities, and the presence seemed to make a difference. Bylaw enforcement has been a failure on the part of the RDOS, and the citizens have had to pay the price. Perhaps RDOS Directors collectively setting higher expectations on our elected provincial officials may result in better communication and understanding by Highways of the needs of unincorporated communities. Our own MLA commented on "representing the government to the people" She's got it completely backwards! Thanks to the Governance Committee for their work in gathering and presenting our views to the RDOS.
Please find a way to work with the province and Argo regarding our roads. The traffic light is ridiculous as it is sent up now. People travelling from the South have no idea they have the right away nor do they know what a blinking amber is. All other sides know to stop as they have signs. PLEASE change over to regular traffic light. Daily we both travel from West to East and wait very very long time to cross the highway. More sidewalks for safety by 10th by the gas station. Pedestrian control lights for crosswalks. Have you gone walking after it snows? It can be very dangerous. A 4 way stop at Maple and 10th will help the number of crashes there.
Whitelake road has been neglected for years. It needs to be repaved!!!! (between twin lakes and St. Andrews. Please!!
As a resident of Heritage Hills, I find our QUALITY OF LIFE is of the utmost importance. This we wish to MAINTAIN and IMPROVE, if possible. Noise level to be at a minimum. Septic systems inspected regularly (there are residents who do not maintain their systems)
The Ministry of Transportation is not maintaining roads properly. Lakehill Road is in horrible condition and should have been resurfaced 20 years ago.
No dogs should be allowed in Skaha or Okanagan Lakes. We get our water for drinking from these lakes. Skaha dog beach also.
Upgrade roads
Make simple bylaws. Budget wisely. Support community
Taxes collected in Skaha Estates flow to Okanagan Falls to support its MANY parks, while Skaha Estates entirely pays for its own park. Skaha Estates residents contribute several hundred dollars a year to Okanagan Falls. We DO NOT wish to be combined with Okanagan Falls in any boundary change. OK Falls has an insatiable appetite for our tax dollars.
Saturday hours at landfill. Could their days of work be adjusted? Instead of Monday to Friday change to Tuesday to Saturday. It does not appear that the RDOS is working for the taxpayers.
Good government / good services cost \$. If we want it, it will cost \$. If we don't want to pay, we don't get it and so we have to live with the results. Things have been low cost for a long time with little change. Change is hard and costly.
Bypass small towns. Get rid of the corner parking - bad when you have to back on to highway. Make an overpass at Kaleden - get rid of weigh scale. The noise from motorcycle is over the top - police must be trying to infiltrate them.
Kaleden's strength has always been its level of volunteerism. This needs to be continued to be encouraged rather than moving to paid staff (and higher taxes). I strongly support Saturday hours at OK Falls landfill only if traded for a weekday opening (Monday preferred)
Eastside Road needs to be upgraded from Penticton to OK Falls - very dangerous. RDOS must insist that the road be improved - it is long overdue!
Less paid staff not more - meaning for us keeping our taxes affordable. We have great volunteers.
Area D should be reduced in size by adding some of the outlining areas to existing areas (ie Naramata, West Bench, Oliver). This should definitely be explored further. Definitely some good information provided. Good job Governance Committee!
Establishment of an LCC is a 'back door' move to incorporation of OK Falls. Area D needs fewer committees and a more dedicated Director.
Less political involvement - more action to enforce rules



Many high quality good people live here. Don't be afraid to take advantage of local input as the valuable resource that it is. Change culture in RDOS staff - strive for more competence and positive approach.

