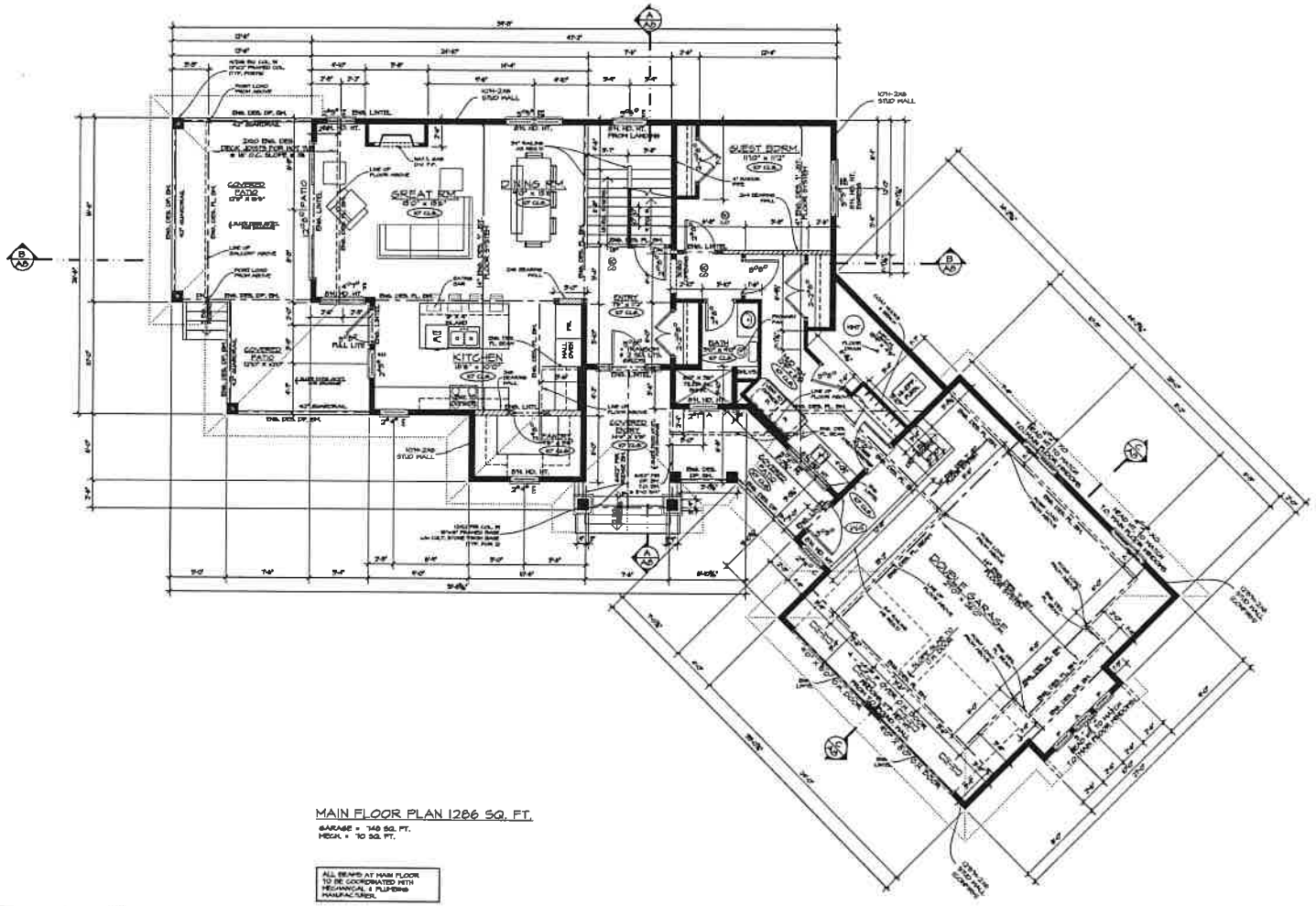

MAIN FLOOR PLAN 1286 SQ. FT.

GARAGE = 748 SQ. FT.
MECH. = 70 SQ. FT.

ALL BEAMS AT MAIN FLOOR TO BE COORDINATED WITH MECHANICAL & PLUMBING MANUFACTURER.

H.R.V. INSTALLED

NOTE:
-PLUMBER TO CONFIRM ALL PLUMBING FIXTURE & FIREPLACE R.O.'S PRIOR TO STARTING CONSTRUCTION.
-FRAMER TO PROVIDE PROPER BACKING FOR TOWEL BARS, GRAB BARS, CURTAIN RODS, CLOSET RODS, PAPER HOLDERS, AND SIMILAR FIXTURES AS REQ'D.
-ELECTRICAL CONTRACTOR LAYOUT WITH CUSTOMER ON SITE PRIOR TO WIRING.
-TRUSS LAYOUT AS PER ENG. DES. TRUSS DRAWINGS.

-CONDUIT PROVISION REQUIRED FOR FUTURE SOLAR PANELS ON ROOF AS PER BUILDING CODE. TRUSSES TO BE DESIGNED TO CARRY SOLAR PANELS. CONTRACTOR TO CONFIRM.
-DC BUILDING CODE PROVISIONS FOR THE ROUGH-IN FOR A SUB-FLOOR DEPRESSURIZATION SYSTEM NOW REQUIRE INSTALLATION OF A RADON VENT PIPE WHICH EXTENDS THROUGH AND TERMINATES OUTSIDE THE BUILDING.

NOTE:
-ALL WINDOW HEAD HEIGHTS TO BE 8'0" UNLESS NOTED
-ALL DOORS TO BE 8'0" HIGH UNLESS NOTED.

NOTE:
-STRUCTURAL ENGINEER TO CONFIRM ALL FOOTINGS, FOUNDATION WALLS, BEAMS, HEADERS, COLUMNS, BEARING WALLS, JOISTS, AND ANY OTHER STRUCTURAL COMPONENTS OF THE BUILDING.

ERRORS AND OMISSIONS

- EVAN GILBERT DRAFTING & DESIGN INC. shall not be responsible for any variances from the structural drawings and specifications, or adjustments required resulting from conditions encountered at the job site, and is the sole responsibility of the owner or contractor.
- EVAN GILBERT DRAFTING & DESIGN INC. makes every effort to provide complete and accurate construction drawings. However, we assume no liability for any errors or omissions which may affect construction. It is the responsibility of all trades and sub-trades to check and verify all dimensions and details before commencing with their portion of the construction. Should any discrepancies be found on these plans please advise our office so we can make the necessary corrections.

REVISIONS

REV	DATE	DESCRIPTION
A	03/26/21	ISSUED FOR DUP
B	03/26/21	ISSUED FOR TENDER
C	03/26/21	ISSUED FOR PERMIT

NOTE:

EVAN GILBERT
drafting & design
778.478.7722

PROJECT TITLE
4090
4th Street
NARAMATA, BC

DATE:	03/26/21
DRAWING SCALE:	1/4" = 1'0"
DRAWN BY:	EKG
CHECKED BY:	EKG
APPROVED BY:	

SHEET NAME
MAIN FLOOR PLAN

PROGRESS
FOR TENDER

REVISION	PLAN NUMBER
C	776
SHEET NUMBER	SHEET
A5	5 OF 8

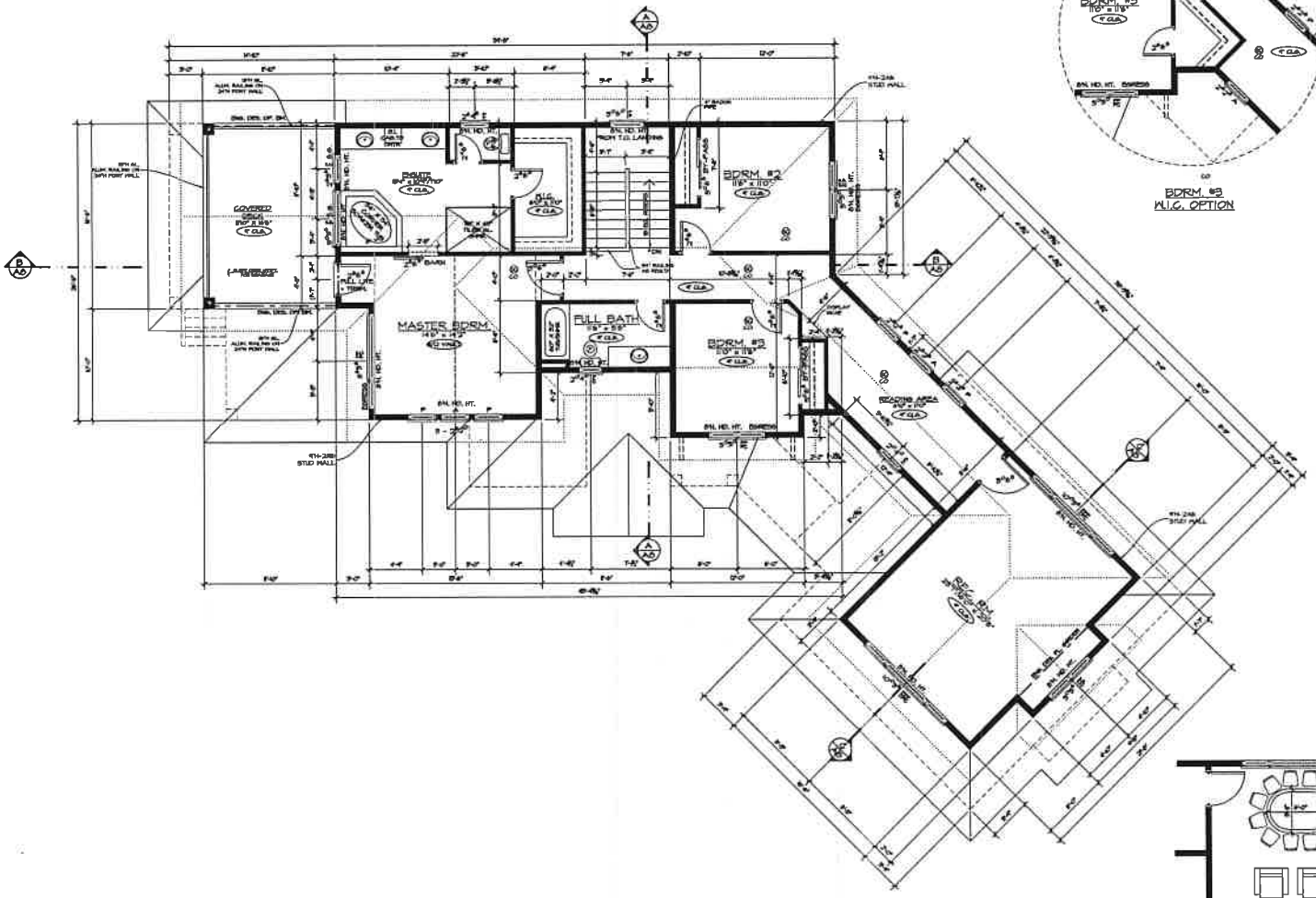

UPPER FLOOR PLAN 1574 SQ. FT.

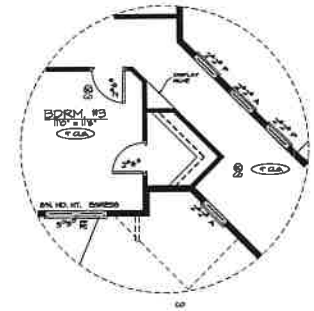

BDRM. #3
W.I.C. OPTION

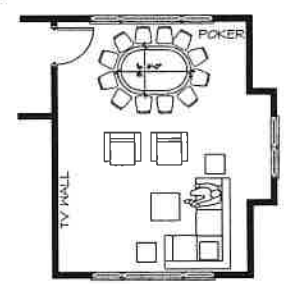

REC. RM.
FURNITURE LAYOUT

H.R.V. INSTALLED

NOTE:
-PLANER TO CONFIRM ALL PLUMBING FIXTURE & FIREPLACE R.O.'S PRIOR TO STARTING CONSTRUCTION.
-PLANER TO PROVIDE PROPER BACKING FOR TOWEL BARS, GRAB BARS, CURTAIN RODS, CLOSET RODS, PAPER HOLDERS, AND SIMILAR FIXTURES AS REQ'D.
-ELECTRICAL CONTRACTOR LAYOUT WITH CUSTOMER ON SITE PRIOR TO WIRING.
-TRUSS LAYOUT AS PER ENG. DES. TRUSS DRAWINGS.

-CONDUIT PROVISION REQUIRED FOR FUTURE SOLAR PANELS ON ROOF AS PER BUILDING CODE. TRUSSES TO BE DESIGNED TO CARRY SOLAR PANELS. CONTRACTOR TO CONFIRM.
-BC BUILDING CODE PROVISIONS FOR THE ROUGH-IN FOR A SUB-FLOOR DEPRESSURIZATION SYSTEM NOW REQUIRE
INSTALLATION OF A RADON VENT PIPE MACH
EXTENDS THROUGH, AND TERMINATES OUTSIDE
THE BUILDING

NOTE:
-ALL WINDOW HEAD HEIGHTS TO BE 8'0" UNLESS NOTED
-ALL DOORS TO BE 8'0" UNLESS NOTED.

NOTE:
-STRUCTURAL ENGINEER TO CONFIRM ALL FOOTINGS, FOUNDATION WALLS BEAMS, HEADERS, COLUMNS, BEARING WALLS, JOISTS, AND ANY OTHER STRUCTURAL COMPONENTS OF THE BUILDING.

ERRORS AND OMISSIONS

- EVAN GILBERT DRAFTING & DESIGN INC. shall not be responsible for any variances from the structural drawings and specifications, or adjustments required resulting from conditions encountered at the job site, and is the sole responsibility of the owner or contractor.
- EVAN GILBERT DRAFTING & DESIGN INC. makes every effort to provide complete and accurate construction drawings. However, we assume no liability for any errors or omissions which may affect construction. It is the responsibility of all trades and sub-trades to check and verify all dimensions and details before commencing with their portion of the construction. Should any discrepancies be found on these plans please advise our office so we can make the necessary corrections.

REVISIONS

REV	DATE	DESCRIPTION
A	03/26/21	ISSUED FOR DWP
B	03/26/21	ISSUED FOR TENDER
C	03/26/21	ISSUED FOR PERMIT

NOTE:

EVAN GILBERT
drafting & design
778.478.7722

PROJECT TITLE
4090
4th Street
NARAMATA, BC

DATE:	03/26/21
DRAWING SCALE:	1/4" = 1'0"
DRAWN BY:	EKG
CHECKED BY:	EKG
APPROVED BY:	

SHEET NAME
UPPER FLOOR PLAN

PROGRESS
FOR TENDER

REVISION	PLAN NUMBER
C	776
SHEET NUMBER	SHEET
A6	6 OF 8