

REGIONAL DISTRICT OKANAGAN-SIMILKAMEEN

STATEMENT OF FINANCIAL INFORMATION (SOFI)


FOR THE YEAR ENDED DECEMBER 31, 2016

REGIONAL DISTRICT OKANAGAN-SIMILKAMEEN

SCHEDULE OF GUARANTEE AND INDEMNITY AGREEMENTS

A Schedule of Guarantees and Indemnity payments has not been prepared because the Regional District of Okanagan-Similkameen has not given any guarantees or indemnities under the Guarantees and Indemnities Regulation.

Approved by:



Manager of Finance

Prepared under the Financial Information Regulation, Schedule 1, subsection 5(1)

REGIONAL DISTRICT OKANAGAN-SIMILKAMEEN

SCHEDULE SHOWING THE REMUNERATION AND EXPENSES PAID TO OR ON BEHALF OF EACH EMPLOYEE FOR THE YEAR ENDED DECEMBER 31, 2016

1. Elected Officials, Employees appointed by Cabinet and Members of Board of Directors

NAME	POSITION	REMUNERATION	EXPENSE
ARMITAGE, FRANK	Director	13,971	2,974
BARKWILL, RICHARD	Director	596	-
BAUER, MANFRED	Director	14,798	1,699
BOOT, TONI	Director	13,474	397
BRYDON, MICHAEL	Director	31,839	1,806
BUSH, GEORGE	Director	30,528	4,772
CHRISTENSEN, ELEF	Director	26,822	10,826
COYNE, ROBERT	Director	27,891	4,612
DOERR, MAUREEN	Director	1,118	161
DOUGHTY, ROSEMARY	Director	348	117
DOYLE-FLEISHMAN, AMANDA	Director	224	-
GIBBENHUCK, PETER	Director	671	-
HOVANES, RON	Director	12,629	827
JAKUBEIT, ANDREW	Director	19,183	401
KNODEL, RICK	Director	1,709	182
KONANZ, HELENA	Director	13,656	-
KOZAKEVICH, KARLA	Chairman	37,028	7,750
MARTIN, ANDRE	Director	13,226	-
MARVEN, ERNEST	Director	894	-
MAYER, ROGER	Director	2,701	310
MCKORTOFF, SUZAN	Director	12,579	1,367
PENDERGRAFT, MARK	Director	54,937	7,188
PHILPOTT-ADHIKARY, SHERRY	Director	298	51
POTTER, DENIS	Director	1,193	59
RHODES, CECIL	Director	1,243	253
SAYEED, TARIK	Director	944	-
SCHAFER, TERRY	Director	28,189	6,176
SENTES, JUDITH	Director	13,060	-
SIDDON, THOMAS	Director	26,614	2,208
STYFFE, TOM	Director	4,570	3,256
WATERMAN, PETER	Director	12,803	380
WATT, CAMPBELL	Director	224	-
TOTAL: Elected Officials		\$ 419,960	\$ 57,773

REGIONAL DISTRICT OKANAGAN-SIMILKAMEEN

SCHEDULE SHOWING THE REMUNERATION AND EXPENSES PAID TO OR ON BEHALF OF EACH EMPLOYEE FOR THE YEAR ENDED DECEMBER 31, 2016

2. Other Employees (excluding those listed in Part 1 above)


NAME	POSITION	REGULAR REMUNERATION	EXPENSE
ANDERSON, STEPHEN	System Operator IV	90,025	257
BLOOMFIELD, LIISA	Engineering Supervisor	81,748	2,825
BOUWMEESTER, TIM	Information Services Manager	94,172	105
BUTLER, DONNA	Development Services Manager	98,001	1,543
CARLSON, DAVID J.	Utilities Foreman	91,169	1,177
CROTEAU, SANDY	Finance Manager	86,562	3,068
CUNNINGHAM, ADAM	System Operator III	77,524	74
EVANS-MACEWAN, NOELLE	Finance Supervisor	79,085	1,169
GARRISH, CHRISTOPHER	Planning Supervisor	82,007	1,198
HAMILTON, DONALD	Solid Waste Facilities Coordinator	77,130	2,383
HOUGH, AARON	Building Official	80,907	657
HUSTON, ROGER	Public Works Manager	101,158	1,368
JMIOFF, WES	Building Official	80,960	1,732
KRONEBUSCH, DALE	Emergency Services Supervisor	75,840	730
MALDEN, CHRISTY	Legislative Services Manager	89,193	2,560
MANDERS, MARNIE	Human Resources Manager	94,695	1,443
MELO, JAMIE	System Operator III	82,162	173
MILLER, LAURA	Building Inspection Serv Supervisor	84,116	2,150
NEWELL, WILLIAM	Chief Administrative Officer	154,220	4,153
PALMER, ROBERT	Environmental Technician	77,569	655
PETRY, MARK	Building Official	81,295	1,553
WOLF, ANTON	Building Official	81,043	2,344
WOODS, MARK	Community Services Manager	100,035	275
		\$ 2,040,615	\$ 33,592
Consolidated totals of other employees with remuneration and expenses of \$75,000 or less		3,748,437	46,851
TOTAL: Other Employees		\$ 5,789,052	\$ 80,443

3. Reconciliation

Total remuneration - Elected Officials, Employees appointed by Cabinet and Members of Board of Directors	\$ 419,960
Total Remuneration - Other Employees	\$ 5,789,052
Subtotal	\$ 6,209,012
Employer's cost of benefits	\$ 1,038,483
Taxable benefits included in remuneration and in employer cost	\$ (100,625)
Payroll expensed but not paid by RDOS:	\$ 390,513
Payroll related to OSRHD	\$ (35,741)
Taxable benefits included in suppliers & vendors	\$ (6,285)
Reconciling Items*	\$ 298,036
Total Wages and Benefits per Statement of Consolidated Revenues and Expenditures (Schedule 2)	\$ 7,793,393

*The Financial Statements are prepared on a consolidated basis using the accrual method of accounting, whereas the employee remuneration schedule is prepared on a calendar cash payment basis.

Approved by:



Manager of Finance


Prepared under the Financial Information Regulation, Schedule 1, subsection 6(2), (3), (4), (5) and (6)

REGIONAL DISTRICT OKANAGAN-SIMILKAMEEN

STATEMENT OF SEVERANCE AGREEMENTS

There were no severance agreements under which payment was made between RDOS and its non-unionized employees during fiscal year 2016.

Approved by:

A handwritten signature in black ink, appearing to read "P. Bennett", is written over a horizontal line.

Chief Administrative Officer

Prepared under the Financial Information Regulation, Schedule 1, subsection 6(8)

REGIONAL DISTRICT OKANAGAN SIMILKAMEEN

SCHEDULE SHOWING PAYMENTS MADE FOR THE PROVISION OF GOODS OR SERVICES FOR 2016

1. Alphabetical list of suppliers who received aggregate payments exceeding \$25,000

SUPPLIER NAME	AGGREGATE AMOUNT PAID TO SUPPLIER
ACKLANDS - GRAINGER INC.	35,138
AECOM CANADA LIMITED	39,396
ANDREW SHERET LTD.	55,884
ASSOCIATED ENVIRONMENTAL CONSULTANTS INC.	59,151
ASSOCIATED FIRE SAFETY EQUIPMENT	26,958
B&B WOOD GRINDING INC.	250,229
B.C. COMMUNICATIONS	79,411
BARRY BEECROFT FUEL DIST. LTD.	34,172
BC GRAPEGROWERS' ASSOCIATION	25,000
BC TRANSIT	175,684
BCGEU CONTROLLER	69,189
BEARFOOT RESOURCES LTD.	71,729
BI PUREWATER (CANADA) LTD.	147,426
BLACK PRESS GROUP LTD.	34,976
BRANDT ENTERPRISES LTD.	30,933
BTN EXCAVATING LTD.	30,897
CANTEX OKANAGAN CONSTRUCTION LTD	234,846
CAPRI INSURANCE	204,852
CARO ANALYTICAL SERVICES	66,687
CDW CANADA INC.	25,179
CHUTE CREEK INDUSTRIES LTD.	59,582
CITY OF KELOWNA	227,574
CITY OF PENTICTON	619,137
CITY OF PENTICTON	26,728
CODAN RADIO COMMUNICATIONS	58,252
COMPLETE MAILING SOLUTIONS	30,481
CORIX CONTROL SOLUTIONS LP (DBA INTERIOR	120,921
CORPORATE EXPRESS	32,399
CUMMING CONSTRUCTION LTD.	559,304
DIGITAL POSTAGE ON CALL	27,000
DRIVING FORCE LANGLEY	54,687
DUTCHIES TRANSFER LTD.	25,095
E.B. HORSMAN & SON	38,568
ECOPLAN INTERNATIONAL INC.	37,680
ECORA ENGINEERING AND RESOURCE GROUP LTD.	51,723
ESRI CANADA LIMITED	45,920
FORT GARRY FIRE TRUCKS LTD.	126,394
FORTIS BC - ELECTRICITY (PAPs)	373,377
FORTISBC INC - DISTRIBUTION PROJECTS	29,934
FRED SURRIDGE LTD	25,452
GILCHRIST & COMPANY	132,956
GILCHRIST & COMPANY "IN TRUST"	2,677,662
GREYBACK CONSTRUCTION LTD	510,354
GRIZZLY EXCAVATING LTD.	308,438
GUILLEVIN INTERNATIONAL CO.	43,622
HUB FIRE ENGINES & EQUIPMENT LTD.	50,611
INTERCITY RECYCLE LTD.	113,069
JETCO LAWN CARE SERVICES	33,519
K-9 CONTROL SERVICES	62,603
KIMCO CONTROLS LTD.	36,582
L.A. WEST ASSOCIATES (KAMLOOPS) INC.	36,149
LEFTSIDE PARTNERS INC.	35,091
MACKINLEY-CLARK PAVING LTD.	234,725
MCELHANNEY CONSULTING SERVICES LTD	67,524
MONERIS MERCHANT SERVICES	48,494
MORNEAU SHEPELL LTD.	347,070

1. Alphabetical list of suppliers who received aggregate payments exceeding \$25,000 (continued)

SUPPLIER NAME	AGGREGATE AMOUNT PAID TO SUPPLIER
MUNICIPAL INSURANCE ASSN OF BC	165,439
MUNICIPAL PENSION PLAN	768,937
MURRAY BUICK GMC PENTICTON	36,816
NARAMATA EXCAVATING & CONTRACTING LTD.	42,268
OKANAGAN AND SIMILKAMEEN INVASIVE SPECIES SOCIETY	85,050
OKANAGAN FILM COMMISSION	35,000
OLIVER & DISTRICT HERITAGE SOCIETY	140,800
OLIVER COMMUNITY THEATRE SOCIETY	105,000
OLIVER TOURISM ASSOCIATION	28,000
OMEGA COMMUNICATIONS LTD.	246,063
OPUS CONSULTING GROUP LTD	36,643
OSOYOOS TOWN OF	609,963
PENTICTON & AREA COOPERATIVE ENTERPRISES	96,503
PRINCETON TOWN OF	543,627
PROGRESSIVE WASTE SOLUTIONS CANADA INC.	1,080,894
QUALITY MAINTENANCE	35,280
RECEIVER GENERAL FOR CANADA	1,493,176
RECTEC INDUSTRIES	32,467
REFLECTION POINT JOINT VENTURE	47,360
REGIONAL DISTRICT OF CENTRAL OKANAGAN	113,427
REVOLUTION ENVIRONMENTAL SOLUTIONS LP	80,034
RITCHIE CUSTOM HOMES	30,211
ROBBINS DRILLING AND PUMP LTD.	25,270
ROCKY MOUNTAIN PHOENIX	479,122
ROGERS	25,196
ROMARD DEVELOPMENTS INC	36,661
S.S.G. HOLDINGS	732,416
SCHOOL DISTRICT NO. 67 OKANAGAN SKAHA	45,835
SENKULMEN UTILITIES LTD.	54,517
SIMILKAMEEN COUNTRY DEVELOPMENT ASSOCIATION	33,000
SIMILKAMEEN IMPROVEMENT DISTRICT	41,250
SIVAN ENTERPRISES LTD.	147,913
SLR CONSULTING (CANADA) LTD.	104,694
SMITHRITE DISPOSAL LTD.	34,439
SOFTCHOICE CORPORATION	67,136
SOUTH OKANAGAN VENTURES LTD.	79,860
SPERLING HANSEN ASSOCIATES INC	237,369
STAPLES ADVANTAGE	29,714
SUN-OKA VALLEY TRANSPORT	61,555
SUPERIOR SEPTIC SERVICES	82,272
TELUS COMMUNICATIONS (BC) INC.	90,882
TETRA TECH EBA INC.	25,684
THE UNIVERSITY OF BRITISH COLUMBIA	27,975
URBAN SYSTEMS LTD.	30,568
VADIM SOFTWARE	32,930
VALUE CONTRACTING	31,474
VINTAGE VIEWS DEVELOPMENT LTD.	29,040
WESTERN WATER ASSOCIATES LTD.	82,541
WESTHILLS AGGREGATES LIMITED PARTNERSHIP	28,197
WESTOWER COMMUNICATIONS LTD.	79,245
WHITE BRYN	77,525
WHITE KENNEDY CHARTERED ACCOUNTANTS	28,628
WILDSTONE ENVIRONMENTAL LTD.	898,835
WORKERS' COMP. BOARD OF B.C.	71,823
WSP CANADA INC.	29,850
YOUNG ANDERSON BARRISTERS & SOLICITORS	37,287
TOTAL OF AGGREGATE PAYMENTS EXCEEDING \$25,000 PAID TO SUPPLIERS	\$ 18,780,077

2. Consolidated total paid to suppliers who received aggregate payments of \$25,000 or less

	\$ 2,849,859
--	--------------

3. Total of payments to suppliers for grants and contributions exceeding \$25,000

SUPPLIER NAME	AGGREGATE AMOUNT PAID TO SUPPLIER
ERRIS VOLUNTEER FIRE ASSOCIATION	\$ 39,500


CONSOLIDATED TOTAL OF GRANTS EXCEEDING \$25,000	\$ 39,500
CONSOLIDATED TOTAL OF AGGREGATED GRANTS NOT EXCEEDING \$25,000	\$ 171,757
CONSOLIDATED TOTAL OF GRANTS	\$ 211,257
CONSOLIDATED TOTAL OF CONTRIBUTIONS EXCEEDING \$25,000	\$ -
CONSOLIDATED TOTAL OF AGGREGATED CONTRIBUTIONS NOT EXCEEDING \$25,000	\$ -
CONSOLIDATED TOTAL OF GRANTS & CONTRIBUTIONS	\$ 211,257

4. Reconciliation

TOTAL OF AGGREGATE PAYMENTS EXCEEDING \$25,000 PAID TO SUPPLIERS	\$ 18,780,077
CONSOLIDATED PAYMENTS OF \$25,000 OR LESS PAID TO SUPPLIERS	2,849,859
EMPLOYEE REMUNERATION EXPENSES (Salaries & Benefits)	6,209,012
CONSOLIDATED TOTAL OF GRANTS & CONTRIBUTIONS	211,257
REQUISITIONS TO OTHER BOARDS	2,403,326
AMORTIZATION EXPENSE	2,308,579
INFORMATION SERVICES CHARGES	530,641
ADMINISTRATION CHARGES	23,484
EMPLOYEE PORTION OF PAYROLL DEDUCTIONS AND BENEFITS	(1,740,360)
UNION DUES PAID ON BEHALF OF EMPLOYEES	(69,189)
GST REBATES & ITC'S RECEIVED	(211,611)
AMOUNTS PAID ON BEHALF OF OTHER ORGANIZATIONS	(211,251)
TANGIBLE CAPITAL ASSET PURCHASES	(7,646,984)
LANDFILL CLOSURE LIABILITY	1,473,908
EXPENSES FROM OTHER ORGANIZATIONS NOT PAID BY RDOS	1,493,330
PREPAIDS EXPENSED	173,769
INTEREST EXPENSE	619,870
RECONCILING ITEMS*	318,077
TOTAL EXPENDITURES PER STATEMENT OF CONSOLIDATED REVENUES AND EXPENDITURES (SCHEDULE 2)	<u>\$ 27,515,794</u>

*The Financial Statements are prepared on a consolidated basis using the accrual method of accounting, whereas the supplier payments schedule is prepared on a calendar cash payment basis.

Approved by:



Manager of Finance