

**REGIONAL DISTRICT OF OKANAGAN-SIMILKAMEEN**

**BYLAW NO. 3102, 2025**

---

A bylaw to adopt the 2025-2029 Five Year Financial Plan

---

**WHEREAS** the *Local Government Act* requires that the Board must, by bylaw, adopt the financial plan for the current year prior to March 31;

**AND WHEREAS** the Annual Budget for the current year has been duly prepared and based on a five-year financial plan;

**NOW THEREFORE**, the Board of the Regional District of Okanagan-Similkameen in open meeting assembled enacts as follows:

**1 Citation**

1.1 This Bylaw shall be cited as the "Regional District of Okanagan-Similkameen 2025-2029 Five Year Financial Plan Bylaw No. 3102, 2025.

**2 Interpretation**

2.1 The Financial Plan of the Regional District of Okanagan-Similkameen for the years 2025-2029 shall be as per Schedules "D" and "E" as attached hereto and forming part of this bylaw.

**READ A FIRST TIME** this 9<sup>th</sup> day of January, 2025.

**READ A SECOND TIME** this 20<sup>th</sup> day of February, 2025.

**READ A THIRD TIME** this 6<sup>th</sup> day of March, 2025.

**ADOPTED BY 2/3 VOTE** this 6<sup>th</sup> day of March, 2025.

---

Board Chair

---

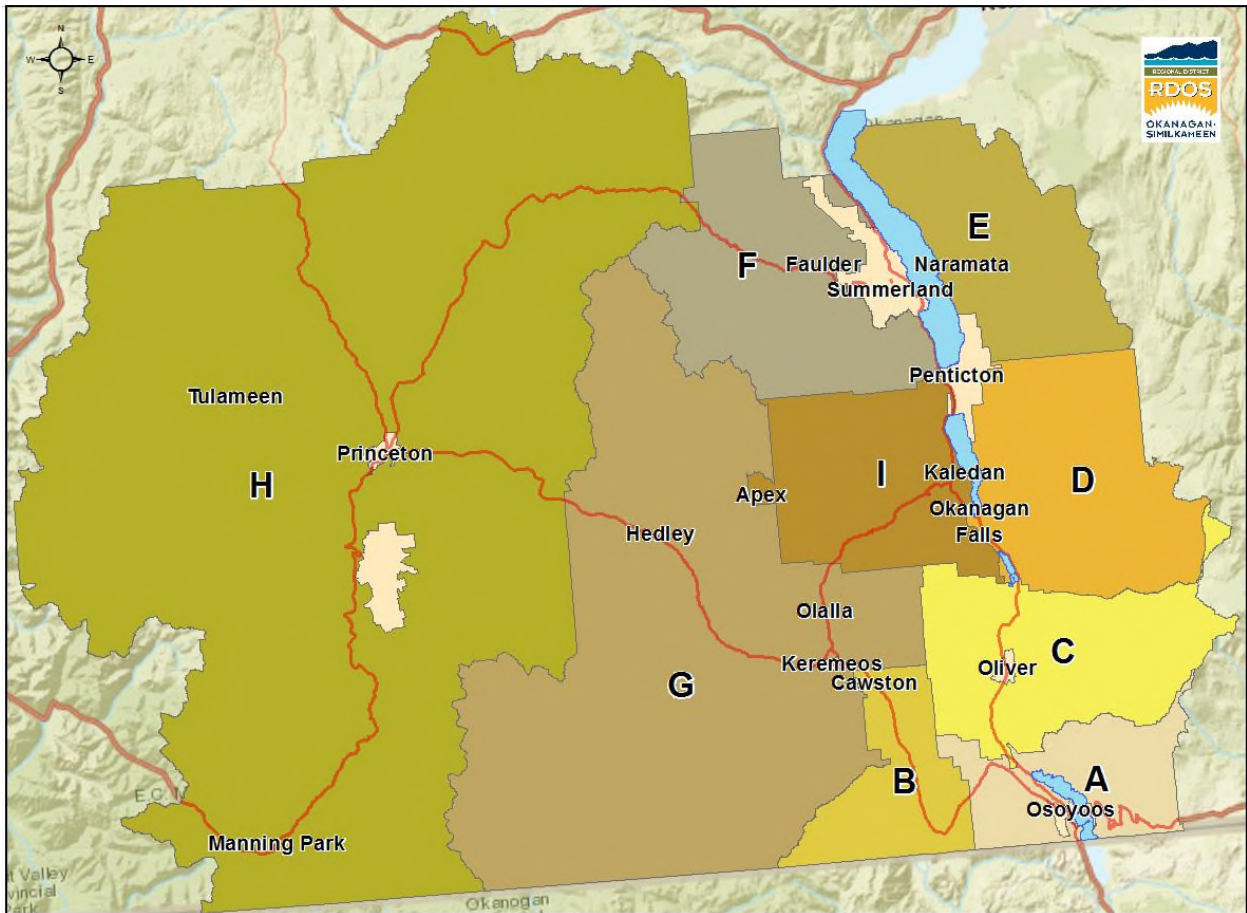
Corporate Officer



# Regional District of Okanagan-Similkameen

## 2025-2029 Schedule D

### Operating Financial Plan





**Regional District of Okanagan-Similkameen  
2025-2029 Operational Financial Plan  
General Government - 0100**

SLP, 1966 - No Tax Limit

	2024 Budget	2025 Budget	2026 Budget	2027 Budget	2028 Budget	2029 Budget
<b>No Tax Limit</b>	<b>No Tax Limit</b>	<b>No Tax Limit</b>	<b>No Tax Limit</b>	<b>No Tax Limit</b>	<b>No Tax Limit</b>	<b>No Tax Limit</b>
<b>Revenue</b>	<b>24.85%</b>	<b>6.88%</b>	<b>5.52%</b>	<b>2.15%</b>	<b>4.82%</b>	<b>3.12%</b>
Tax requisition	2,012,866	2,151,403	2,270,267	2,319,099	2,430,868	2,506,750
Grant in lieu of taxes	5,101	10,000	10,000	10,000	10,000	10,000
Recoveries - FOI	400	-	-	-	-	-
<b>Grants - carry forward</b>	<b>182,650</b>	<b>182,650</b>	<b>-</b>	<b>-</b>	<b>-</b>	<b>-</b>
Transfer from reserve	-	75,000	-	-	-	-
Transfer from operational reserve	135,000	115,000	100,000	70,000	30,000	-
Miscellaneous revenue	5,000	10,000	10,000	10,000	10,000	10,000
<b>Total Revenue</b>	<b>\$ 2,341,017</b>	<b>\$ 2,544,053</b>	<b>\$ 2,390,267</b>	<b>\$ 2,409,099</b>	<b>\$ 2,480,868</b>	<b>\$ 2,526,750</b>
<b>Expense</b>						
Salaries & wages	1,156,722	1,387,414	1,439,527	1,488,334	1,537,502	1,588,263
Salaries & wages	71,470	(15,586)	(14,655)	(15,038)	(15,430)	(15,832)
Salaries & wages - Crime Stoppers	92,500	92,500	92,500	92,500	92,500	92,500
Honorariums - Directors	416,000	426,060	437,060	447,987	459,186	472,962
Honorariums - Chairman	44,710	46,275	47,894	49,571	51,306	52,845
Honorariums - Vice Chairman	8,177	8,463	8,759	9,065	9,383	9,664
<b>Administration charge</b>	<b>131,050</b>	<b>142,059</b>	<b>130,738</b>	<b>134,766</b>	<b>138,848</b>	<b>143,129</b>
Education & training	1,200	1,242	1,285	1,330	1,377	1,418
<b>Development / Amenity cost charge bylaw CF</b>	<b>125,000</b>	<b>182,650</b>	<b>-</b>	<b>-</b>	<b>-</b>	<b>-</b>
<b>Amenity cost charge bylaw CF</b>	<b>57,650</b>	<b>-</b>	<b>-</b>	<b>-</b>	<b>-</b>	<b>-</b>
Efficiency study	55,000	-	-	-	-	-
Website redesign	-	75,000	-	-	-	-
Insurance - property	6,500	6,728	6,963	7,207	7,459	7,683
Insurance - liability	42,000	43,470	44,991	46,566	48,196	49,642
Supplies - board dinners	27,000	27,945	28,923	29,935	30,983	31,913
Asset management software	33,238	34,568	34,568	35,951	37,389	38,511
Travel - staff	12,000	12,360	12,731	13,113	13,506	13,911
Travel - Board	16,000	16,480	16,974	17,484	18,008	18,548
Board staff recognition	10,000	10,300	10,609	10,927	11,255	11,593
Internal debt principal & interest	9,800	19,600	29,400	29,400	29,400	-
Transfer to operational reserve	-	-	52,000	-	-	-
Transfer to deposit account	10,000	10,000	10,000	10,000	10,000	10,000
Ha Ha Ha Kidz Fest	-	5,000	-	-	-	-
Okanagan Similkameen Conservation Alliance	-	5,000	-	-	-	-
Agur Lake Camp Society	-	4,525	-	-	-	-
Peach City Community Radio Society	5,000	-	-	-	-	-
Db Foundation For Health Research	10,000	-	-	-	-	-
Take A Hike Youth Mental Health Foundation	-	2,000	-	-	-	-
<b>Total Expenses</b>	<b>\$ 2,341,017</b>	<b>\$ 2,544,053</b>	<b>\$ 2,390,267</b>	<b>\$ 2,409,099</b>	<b>\$ 2,480,868</b>	<b>\$ 2,526,750</b>




**Regional District of Okanagan-Similkameen  
2025-2029 Operational Financial Plan  
Human Resources - 0120**

		2024 Budget	2025 Budget	2026 Budget	2027 Budget	2028 Budget	2029 Budget
<b>Recoveries</b>		<b>Recoveries</b>	<b>Recoveries</b>	<b>Recoveries</b>	<b>Recoveries</b>	<b>Recoveries</b>	<b>Recoveries</b>
<b>Revenue</b>		<b>2.02%</b>	<b>3.67%</b>	<b>3.00%</b>	<b>3.00%</b>	<b>3.00%</b>	<b>3.00%</b>
Recoveries		172,034	178,346	183,698	189,209	194,882	200,729
Training recoverable from departments		36,186	36,911	38,018	39,159	40,334	41,544
Transfer from operational reserves		36,186	-	-	-	-	-
<b>Total Revenue</b>		<b>\$ 244,406</b>	<b>\$ 215,257</b>	<b>\$ 221,716</b>	<b>\$ 228,368</b>	<b>\$ 235,216</b>	<b>\$ 242,273</b>
<b>Expense</b>							
Consultants		12,360	12,607	12,985	13,375	13,776	14,189
Safety training & equipment		28,600	29,172	30,047	30,949	31,877	32,833
Labour relations		38,242	39,007	40,177	41,383	42,624	43,903
Education & training		35,705	37,500	38,625	39,784	40,977	42,207
Consolidated education / staff retention		36,186	-	-	-	-	-
Consolidated education / staff retention CF		36,186	-	-	-	-	-
Education / staff retention Legislative Services		-	3,119	3,213	3,309	3,408	3,510
Education / staff retention Finance		-	4,253	4,381	4,512	4,647	4,787
Education / staff retention Community Services		-	6,757	6,960	7,169	7,384	7,605
Education / staff retention Human Resources		-	1,461	1,505	1,550	1,596	1,644
Education / staff retention Bylaw Services		-	4,223	4,350	4,480	4,615	4,753
Education / staff retention Public Sev.		-	4,532	4,668	4,808	4,952	5,101
Education/Staff Retention Es		-	2,121	2,185	2,250	2,318	2,387
Education/Staff Retention Ops		-	7,477	7,701	7,932	8,170	8,415
Education / staff retention Information Services		-	2,968	3,057	3,149	3,243	3,341
Software		16,767	18,500	19,055	19,627	20,215	20,822
Legal fees		25,000	25,500	26,265	27,053	27,865	28,700
Supplies		-	-	-	-	-	-
Advertising		12,360	13,000	13,390	13,792	14,205	14,632
Travel / leasing		3,000	3,060	3,152	3,246	3,344	3,444
<b>Total Expenses</b>		<b>\$ 244,406</b>	<b>\$ 215,257</b>	<b>\$ 221,716</b>	<b>\$ 228,368</b>	<b>\$ 235,216</b>	<b>\$ 242,273</b>



**Regional District of Okanagan-Similkameen  
2025-2029 Operational Financial Plan  
Legislative Services - 0130**

		2024 Budget	2025 Budget	2026 Budget	2027 Budget	2028 Budget	2029 Budget
<b>Recoveries</b>		<b>Recoveries</b>	<b>Recoveries</b>	<b>Recoveries</b>	<b>Recoveries</b>	<b>Recoveries</b>	<b>Recoveries</b>
	<b>Revenue</b>						
		-0.78%	4.95%	4.97%	4.98%	3.02%	3.00%
Recoveries		309,800	325,150	341,312	358,300	369,105	380,178
Transfer from operational reserves		30,000	-	-	-	-	-
<b>Transfer from operational reserves CF</b>			<b>135,000</b>				
Prior years surplus / (deficit)		40,200	-	-	-	-	-
<b>Total Revenue</b>		\$ 380,000	\$ 460,150	\$ 341,312	\$ 358,300	\$ 369,105	\$ 380,178
	<b>Expense</b>						
<b>Consultants CF</b>		<b>30,000</b>	<b>40,000</b>				
Consultants		40,000	40,000	46,061	47,443	48,866	50,332
<b>Contract services CF</b>			<b>30,000</b>				
Contract services		40,000	40,000	42,849	44,134	45,459	46,822
<b>Education &amp; training CF</b>			<b>30,000</b>				
Education & training		35,000	36,225	36,000	37,080	38,192	39,338
<b>Board training CF</b>			<b>10,000</b>				
Board training			2,000	4,212	11,087	11,475	11,819
Legal fees		50,000	51,750	53,561	55,168	56,823	58,528
Supplies		100,000	100,000	101,573	104,620	107,759	110,992
Advertising		20,000	20,000	20,700	21,321	21,961	22,619
<b>Communications &amp; supplies CF</b>			<b>25,000</b>				
Communications & supplies		30,000	30,000	31,000	31,930	32,888	33,875
Travel - staff		5,000	5,175	5,356	5,517	5,682	5,853
Transfer to operating reserve		30,000	-	-	-	-	-
<b>Total Expenses</b>		\$ 380,000	\$ 460,150	\$ 341,312	\$ 358,300	\$ 369,105	\$ 380,178



**Regional District of Okanagan-Similkameen  
2025-2029 Operational Financial Plan  
Finance - 0150**

		2024 Budget	2025 Budget	2026 Budget	2027 Budget	2028 Budget	2029 Budget
<b>Recoveries</b>		<b>Recoveries</b>	<b>Recoveries</b>	<b>Recoveries</b>	<b>Recoveries</b>	<b>Recoveries</b>	<b>Recoveries</b>
	<b>Revenue</b>	14.09%	4.99%	4.30%	3.43%	3.35%	2.11%
Recoveries		186,779	196,100	204,533	211,540	218,624	223,241
<b>Total Revenue</b>		\$ 186,779	\$ 196,100	\$ 204,533	\$ 211,540	\$ 218,624	\$ 223,241
	<b>Expense</b>						
Equipment maintenance - computer		30,000	-	-	-	-	-
Consultants		3,200	1,500	1,600	1,700	1,800	1,900
Agreements - audit		77,000	98,000	103,000	106,000	109,000	110,000
Education & training		14,994	21,500	22,600	24,218	25,855	27,510
Equipment		15,300	10,000	10,300	10,600	10,900	11,000
Supplies		535	1,000	1,030	1,060	1,090	1,100
Travel - staff		4,000	4,100	4,203	4,308	4,415	4,200
Bank charges & interest		41,750	60,000	61,800	63,654	65,564	67,531
<b>Total Expenses</b>		\$ 186,779	\$ 196,100	\$ 204,533	\$ 211,540	\$ 218,624	\$ 223,241



**Regional District of Okanagan-Similkameen  
2025-2029 Operational Financial Plan  
Corporate Facilities - 0160**

		2024 Budget	2025 Budget	2026 Budget	2027 Budget	2028 Budget	2029 Budget
<b>Recoveries</b>		<b>Recoveries</b>	<b>Recoveries</b>	<b>Recoveries</b>	<b>Recoveries</b>	<b>Recoveries</b>	<b>Recoveries</b>
	<b>Revenue</b>	14.92%	13.64%	4.72%	9.89%	0.02%	1.68%
Recoveries		426,363	484,518	507,370	557,540	557,672	567,014
COVID Funds Rental Of 176 Main St.		51,250	51,250	-	-	-	-
<b>Total Revenue</b>		<b>\$ 477,613</b>	<b>\$ 535,768</b>	<b>\$ 507,370</b>	<b>\$ 557,540</b>	<b>\$ 557,672</b>	<b>\$ 567,014</b>
	<b>Expense</b>						
Salaries & wages		63,606	62,860	65,500	67,650	69,722	71,850
Salaries & wages		-	41,070	42,610	97,351	100,276	107,574
IT support costs		5,768	5,941	6,119	6,303	6,492	6,622
Building		69,000	71,208	73,486	75,837	78,263	81,500
COVID funded lease 176 Main St.		51,250	51,250	-	-	-	-
Contract services		76,723	72,759	80,176	84,379	88,796	91,454
Equipment		46,385	49,260	50,754	52,293	53,884	55,502
Facility improvements		17,050	15,000	15,750	16,538	17,364	18,257
Supplies		16,126	17,284	7,751	18,335	18,885	19,451
Travel - staff		2,111	2,179	2,249	2,321	2,395	2,467
Utilities		66,976	69,118	71,330	73,612	75,968	78,246
Transfer to capital reserve		62,100	14,000	19,000	48,000	30,000	18,000
Transfer to capital reserve for capital wages			63,303	72,093	14,601	15,039	15,490
Transfer to operating reserve		518	535	552	320	588	601
<b>Total Expenses</b>		<b>\$ 477,613</b>	<b>\$ 535,768</b>	<b>\$ 507,370</b>	<b>\$ 557,540</b>	<b>\$ 557,672</b>	<b>\$ 567,014</b>



**Regional District of Okanagan-Similkameen  
2025-2029 Operational Financial Plan  
Invasive Species (Formerly Noxious Weeds) - 0200**

BL 2065.03, 2024 - Assessment

		2024 Budget	2025 Budget	2026 Budget	2027 Budget	2028 Budget	2029 Budget
\$		150,069					
	<b>Revenue</b>	<b>REVIEW REQUIRED</b>	<b>Compliant</b>	<b>Compliant</b>	<b>Compliant</b>	<b>Compliant</b>	<b>Compliant</b>
		34.86%	2.45%	2.96%	2.74%	2.64%	2.59%
	Tax requisition	89,492	91,683	94,395	96,981	99,542	102,123
	Grant in lieu of taxes	96	500	500	500	500	500
	Provincial grants	12,420	12,000	12,000	12,000	12,000	12,000
	<b>Total Revenue</b>	\$ 102,008	\$ 104,183	\$ 106,895	\$ 109,481	\$ 112,042	\$ 114,623
	<b>Expense</b>						
	Salaries & wages	13,490	6,003	6,254	6,460	6,657	6,862
	Administration charge	3,648	3,329	3,410	3,490	3,569	3,649
	Consultants	51,750	53,000	54,000	55,000	56,000	57,000
	Consultants - abatement program	33,120	33,000	34,000	35,000	36,000	37,000
	Transfer to operating reserve	-	8,851	9,231	9,531	9,816	10,112
	<b>Total Expenses</b>	\$ 102,008	\$ 104,183	\$ 106,895	\$ 109,481	\$ 112,042	\$ 114,623





**Regional District of Okanagan-Similkameen  
2025-2029 Operational Financial Plan  
Electoral Area Administration - 0300**

SLP, 1966 - No Tax Limit

		2024 Budget	2025 Budget	2026 Budget	2027 Budget	2028 Budget	2029 Budget
<b>No Tax Limit</b>		<b>No Tax Limit</b>	<b>No Tax Limit</b>	<b>No Tax Limit</b>	<b>No Tax Limit</b>	<b>No Tax Limit</b>	<b>No Tax Limit</b>
	<b>Revenue</b>	<b>-7.24%</b>	<b>8.93%</b>	<b>5.13%</b>	<b>3.35%</b>	<b>3.39%</b>	<b>3.09%</b>
Tax requisition		2,474,088	2,694,987	2,833,150	2,928,118	3,027,512	3,121,190
Grant in lieu of taxes		5,100	7,000	7,000	7,000	7,000	7,000
Search fees		5,000	5,000	5,000	5,000	5,000	5,000
Transfer from operational reserves		-	45,000	-	-	-	-
Transfer from rural area feasibility fund		50,000	-	-	-	-	-
Provincial grants		165,000	165,000	165,000	165,000	165,000	165,000
Community Works Fund (Gas Tax)		-	1,251,800	1,251,800	1,251,800	1,301,872	1,301,872
Miscellaneous revenue		150,000	-	-	-	-	-
Recoverable - Heritage Hills water		20,000	-	-	-	-	-
Recoverable - Heritage Hills sewer		20,000	-	-	-	-	-
<b>Total Revenue</b>		<b>\$ 2,889,188</b>	<b>\$ 4,168,787</b>	<b>\$ 4,261,950</b>	<b>\$ 4,356,918</b>	<b>\$ 4,506,384</b>	<b>\$ 4,600,062</b>
	<b>Expense</b>						
Salaries & wages		2,513,167	2,576,334	2,677,346	2,767,354	2,856,731	2,948,573
Salaries & wages		(296,395)	(84,055)	(95,433)	(100,638)	(103,546)	(106,536)
Honorariums - Directors		186,430	192,023	197,784	203,717	209,829	216,124
Administration charge		164,986	164,185	160,953	164,185	169,998	175,529
Membership & dues		22,000	25,000	26,000	27,000	28,000	29,000
Special projects - Area "D" - Skaha Estates		200,000	-	-	-	-	-
Special projects - elections		25,000	-	-	-	-	-
Heritage Hills sewer study CF		50,000	-	-	-	-	-
Vehicle depreciation		5,000	-	-	-	-	-
Equipment		7,000	-	-	-	-	-
Legal fees		2,500	4,000	4,000	4,000	4,000	4,000
Utilities - telephone		6,000	6,000	6,000	6,000	6,000	-
Transfer to reserve		-	1,276,800	1,276,800	1,276,800	1,326,872	1,326,872
Transfer to vehicle replacement reserve		-	5,000	5,000	5,000	5,000	5,000
Contingency		1,500	1,500	1,500	1,500	1,500	1,500
Other expenses - miscellaneous		2,000	2,000	2,000	2,000	2,000	-
<b>Total Expenses</b>		<b>\$ 2,889,188</b>	<b>\$ 4,168,787</b>	<b>\$ 4,261,950</b>	<b>\$ 4,356,918</b>	<b>\$ 4,506,384</b>	<b>\$ 4,600,062</b>



**Regional District of Okanagan-Similkameen  
2025-2029 Operational Financial Plan  
Electoral Area "A" - Rural Projects - 0310**

SLP, 1966 - No Tax Limit

		2024 Budget	2025 Budget	2026 Budget	2027 Budget	2028 Budget	2029 Budget
<b>No Tax Limit</b>		<b>No Tax Limit</b>	<b>No Tax Limit</b>	<b>No Tax Limit</b>	<b>No Tax Limit</b>	<b>No Tax Limit</b>	<b>No Tax Limit</b>
<b>Revenue</b>							
		-65.04%	1605.30%	-93.45%	4.84%	4.77%	4.71%
Tax requisition		2,764	47,127	3,086	3,235	3,390	3,549
Transfer from operational reserve		9,350	4,950	4,900	4,935	4,890	4,990
<b>Total Revenue</b>		\$ 12,114	\$ 52,077	\$ 7,986	\$ 8,170	\$ 8,280	\$ 8,539
<b>Expense</b>							
Salaries & wages		9,511	6,410	6,681	6,901	7,110	7,325
Salaries & wages		(5,037)	(5,975)	(6,199)	(6,385)	(6,577)	(6,774)
Administration charge		426	273	279	285	289	298
Rural project - goose control		533	544	555	566	577	600
Rural project - Area "A" parks compliance		-	44,260	-	-	-	-
Insurance - liability		68	69	70	71	80	90
Travel - Conferences		6,400	6,496	6,600	6,732	6,800	7,000
Transfer to reserves re interest		213	-	-	-	-	-
<b>Total Expenses</b>		\$ 12,114	\$ 52,077	\$ 7,986	\$ 8,170	\$ 8,280	\$ 8,539



**Regional District of Okanagan-Similkameen  
2025-2029 Operational Financial Plan  
Electoral Area "B" - Rural Projects - 0320**

SLP, 1966 - No Tax Limit

		2024 Budget	2025 Budget	2026 Budget	2027 Budget	2028 Budget	2029 Budget
<b>No Tax Limit</b>		<b>No Tax Limit</b>	<b>No Tax Limit</b>	<b>No Tax Limit</b>	<b>No Tax Limit</b>	<b>No Tax Limit</b>	<b>No Tax Limit</b>
	<b>Revenue</b>	<b>14.85%</b>	<b>919.29%</b>	<b>-89.71%</b>	<b>2.48%</b>	<b>1.58%</b>	<b>1.12%</b>
Tax requisition		5,659	57,679	5,934	6,081	6,177	6,246
Transfer from operational reserve		2,500	-	-	-	-	-
<b>Total Revenue</b>		<b>\$ 8,159</b>	<b>\$ 57,679</b>	<b>\$ 5,934</b>	<b>\$ 6,081</b>	<b>\$ 6,177</b>	<b>\$ 6,246</b>
	<b>Expense</b>						
Salaries & wages		6,099	2,555	2,661	2,749	2,833	2,919
Salaries & wages		(3,924)	(2,250)	(2,334)	(2,404)	(2,477)	(2,551)
Administration charge		292	198	207	212	216	218
Rural project - Area "B" parks compliance		-	52,000	-	-	-	-
Insurance - liability		94	96	100	102	105	110
Advertising - public education		533	500	500	500	500	500
Travel - Conferences		1,065	1,080	1,100	1,122	1,200	1,250
Contingency		4,000	3,500	3,700	3,800	3,800	3,800
<b>Total Expenses</b>		<b>\$ 8,159</b>	<b>\$ 57,679</b>	<b>\$ 5,934</b>	<b>\$ 6,081</b>	<b>\$ 6,177</b>	<b>\$ 6,246</b>



**Regional District of Okanagan-Similkameen  
2025-2029 Operational Financial Plan  
Electoral Area "C" - Rural Projects - 0330**

SLP, 1966 - No Tax Limit

		2024 Budget	2025 Budget	2026 Budget	2027 Budget	2028 Budget	2029 Budget
<b>No Tax Limit</b>		<b>No Tax Limit</b>	<b>No Tax Limit</b>	<b>No Tax Limit</b>	<b>No Tax Limit</b>	<b>No Tax Limit</b>	<b>No Tax Limit</b>
<b>Revenue</b>		<b>69.07%</b>	<b>-59.10%</b>	<b>-7.68%</b>	<b>1.39%</b>	<b>1.68%</b>	<b>3.20%</b>
Tax requisition		40,686	16,642	15,364	15,578	15,840	16,347
Transfer from Community Works Fund (Gas Tax)		-	38,000	-	-	-	-
<b>Total Revenue</b>		<b>\$ 40,686</b>	<b>\$ 54,642</b>	<b>\$ 15,364</b>	<b>\$ 15,578</b>	<b>\$ 15,840</b>	<b>\$ 16,347</b>
<b>Expense</b>							
Salaries & wages		6,099	3,730	3,877	4,007	4,136	4,267
Salaries & wages		19,574	(2,250)	(2,334)	(2,404)	(2,477)	(2,551)
<b>Administration charge</b>		<b>1,455</b>	<b>1,908</b>	<b>536</b>	<b>544</b>	<b>553</b>	<b>571</b>
Oliver Seniors Club kitchen		-	18,000	-	-	-	-
Fairview Town Site parking lot paving		-	20,000	-	-	-	-
Rural project - goose control		533	544	555	566	577	600
Insurance - liability		125	127	130	133	150	160
Advertising - public education		1,067	1,083	1,100	1,122	1,200	1,300
Travel - Conferences		5,500	5,500	5,500	5,610	5,700	6,000
Contingency		5,333	5,000	5,000	5,000	5,000	5,000
Vaseux Lake Clean Up Society		1,000	1,000	1,000	1,000	1,000	1,000
<b>Total Expenses</b>		<b>\$ 40,686</b>	<b>\$ 54,642</b>	<b>\$ 15,364</b>	<b>\$ 15,578</b>	<b>\$ 15,840</b>	<b>\$ 16,347</b>



**Regional District of Okanagan-Similkameen  
2025-2029 Operational Financial Plan  
Electoral Area "D" - Rural Projects - 0340**

SLP, 1966 - No Tax Limit

		2024 Budget	2025 Budget	2026 Budget	2027 Budget	2028 Budget	2029 Budget
<b>No Tax Limit</b>		<b>No Tax Limit</b>	<b>No Tax Limit</b>	<b>No Tax Limit</b>	<b>No Tax Limit</b>	<b>No Tax Limit</b>	<b>No Tax Limit</b>
	<b>Revenue</b>	<b>-15.75%</b>	<b>79.21%</b>	<b>-58.79%</b>	<b>2.58%</b>	<b>2.23%</b>	<b>2.70%</b>
Tax requisition		29,516	52,895	21,797	22,359	22,858	23,476
Transfer from operating reserve		159,433	-	-	-	-	-
Prior years surplus / (deficit)		159,433	-	-	-	-	-
<b>Total Revenue</b>		<b>\$ 348,382</b>	<b>\$ 52,895</b>	<b>\$ 21,797</b>	<b>\$ 22,359</b>	<b>\$ 22,858</b>	<b>\$ 23,476</b>
	<b>Expense</b>						
Salaries & wages		35,300	22,424	23,276	24,070	24,867	25,633
Salaries & wages		(20,300)	(9,828)	(10,258)	(10,670)	(11,099)	(11,546)
Administration charge		6,757	920	761	781	798	820
Rural project - goose control		533	544	555	566	577	600
Insurance - liability		814	826	850	867	900	950
Supplies		12	13	13	13	15	20
Travel - Conferences		6,400	6,496	6,600	6,732	6,800	7,000
Transfer to operating reserve		159,433	31,500	-	-	-	-
Governance study		159,433	-	-	-	-	-
<b>Total Expenses</b>		<b>\$ 348,382</b>	<b>\$ 52,895</b>	<b>\$ 21,797</b>	<b>\$ 22,359</b>	<b>\$ 22,858</b>	<b>\$ 23,476</b>



**Regional District of Okanagan-Similkameen  
2025-2029 Operational Financial Plan  
Electoral Area "I" - Rural Projects - 0350**

SLP, 1966 - No Tax Limit

		2024 Budget	2025 Budget	2026 Budget	2027 Budget	2028 Budget	2029 Budget
<b>No Tax Limit</b>		<b>No Tax Limit</b>	<b>No Tax Limit</b>	<b>No Tax Limit</b>	<b>No Tax Limit</b>	<b>No Tax Limit</b>	<b>No Tax Limit</b>
	<b>Revenue</b>	6.57%	-53.99%	1.84%	1.80%	1.37%	2.14%
	Tax requisition	36,700	16,886	17,196	17,505	17,746	18,126
	<b>Total Revenue</b>	<b>\$ 36,700</b>	<b>\$ 16,886</b>	<b>\$ 17,196</b>	<b>\$ 17,505</b>	<b>\$ 17,746</b>	<b>\$ 18,126</b>
	<b>Expense</b>						
	Salaries & wages	8,812	4,759	4,953	5,118	5,278	5,443
	Salaries & wages	240	-	-	-	-	-
	<b>Administration charge</b>	<b>1,312</b>	<b>590</b>	<b>600</b>	<b>611</b>	<b>620</b>	<b>633</b>
	Insurance - liability	41	41	43	44	48	50
	Travel - Conferences	6,400	6,496	6,600	6,732	6,800	7,000
	Contingency	19,895	5,000	5,000	5,000	5,000	5,000
	<b>Total Expenses</b>	<b>\$ 36,700</b>	<b>\$ 16,886</b>	<b>\$ 17,196</b>	<b>\$ 17,505</b>	<b>\$ 17,746</b>	<b>\$ 18,126</b>



**Regional District of Okanagan-Similkameen  
2025-2029 Operational Financial Plan  
Electoral Area "E" - Rural Projects - 0360**

SLP, 1966 - No Tax Limit

		2024 Budget	2025 Budget	2026 Budget	2027 Budget	2028 Budget	2029 Budget
<b>No Tax Limit</b>		<b>No Tax Limit</b>	<b>No Tax Limit</b>	<b>No Tax Limit</b>	<b>No Tax Limit</b>	<b>No Tax Limit</b>	<b>No Tax Limit</b>
	<b>Revenue</b>						
		-13.69%	80.24%	27.25%	-67.66%	2.20%	2.09%
Tax requisition		56,428	101,708	129,421	41,856	42,778	43,670
Misc. Revenue		5,000	-	-	-	-	-
<b>Total Revenue</b>		\$ 61,428	\$ 101,708	\$ 129,421	\$ 41,856	\$ 42,778	\$ 43,670
	<b>Expense</b>						
Salaries & wages		73,104	7,103	7,378	7,630	7,877	8,076
Salaries & wages		(31,804)	-	18,410	17,419	17,960	18,344
<b>Administration charge</b>		<b>2,197</b>	<b>3,656</b>	<b>4,519</b>	<b>1,461</b>	<b>1,494</b>	<b>1,525</b>
Rural Project - Goose Control		533	544	555	566	577	600
Program trial -community / social development		-	75,897	83,931	-	-	-
Insurance - liability		699	709	720	734	750	775
Supplies		299	303	308	314	320	350
Travel - Conferences		6,400	6,496	6,600	6,732	6,800	7,000
Contingency		10,000	7,000	7,000	7,000	7,000	7,000
<b>Total Expenses</b>		\$ 61,428	\$ 101,708	\$ 129,421	\$ 41,856	\$ 42,778	\$ 43,670



**Regional District of Okanagan-Similkameen  
2025-2029 Operational Financial Plan  
Electoral Area "F" - Rural Projects - 0370**

SLP, 1966 - No Tax Limit

		2024 Budget	2025 Budget	2026 Budget	2027 Budget	2028 Budget	2029 Budget
<b>No Tax Limit</b>		<b>No Tax Limit</b>	<b>No Tax Limit</b>	<b>No Tax Limit</b>	<b>No Tax Limit</b>	<b>No Tax Limit</b>	<b>No Tax Limit</b>
	<b>Revenue</b>	41.89%	-20.31%	-6.60%	3.11%	3.08%	-54.67%
Tax requisition		54,366	43,325	40,467	41,726	43,011	19,498
<b>Total Revenue</b>		\$ 54,366	\$ 43,325	\$ 40,467	\$ 41,726	\$ 43,011	\$ 19,498
	<b>Expense</b>						
Salaries & wages		12,853	5,390	5,606	5,793	5,978	6,167
Salaries & wages		(10,678)	-	-	-	-	-
<b>Administration charge</b>		1,944	1,513	1,413	1,457	1,502	681
Special project - invasive tree removal		-	20,000	21,000	22,000	23,000	-
Rural project - FireSmart		20,000	-	-	-	-	-
Rural project - goose control		533	544	555	566	577	600
Insurance - liability		117	119	121	123	150	175
Supplies		215	218	222	226	234	275
Advertising - public education		533	541	550	561	570	600
Travel - Conferences		10,000	10,000	6,000	6,000	6,000	6,000
Contingency		18,849	5,000	5,000	5,000	5,000	5,000
<b>Total Expenses</b>		\$ 54,366	\$ 43,325	\$ 40,467	\$ 41,726	\$ 43,011	\$ 19,498





**Regional District of Okanagan-Similkameen  
2025-2029 Operational Financial Plan  
Electoral Area "G" - Rural Projects - 0380**

SLP, 1966 - No Tax Limit

		2024 Budget	2025 Budget	2026 Budget	2027 Budget	2028 Budget	2029 Budget
<b>No Tax Limit</b>		<b>No Tax Limit</b>	<b>No Tax Limit</b>	<b>No Tax Limit</b>	<b>No Tax Limit</b>	<b>No Tax Limit</b>	<b>No Tax Limit</b>
	<b>Revenue</b>						
		-26.35%	-14.97%	1.05%	1.18%	0.88%	1.95%
Tax requisition		18,160	15,441	15,603	15,787	15,926	16,236
Miscellaneous revenue		400	-	-	-	-	-
<b>Total Revenue</b>		\$ 18,560	\$ 15,441	\$ 15,603	\$ 15,787	\$ 15,926	\$ 16,236
	<b>Expense</b>						
Salaries & wages		6,272	3,117	3,247	3,353	3,459	3,564
Salaries & wages		(4,097)	(2,443)	(2,535)	(2,611)	(2,689)	(2,770)
<b>Administration charge</b>		664	539	545	551	556	567
Insurance - liability		164	167	171	174	180	200
Supplies		24	24	25	26	30	50
Advertising - public education		533	541	550	561	590	625
Travel - Conferences		5,000	6,496	6,600	6,732	6,800	7,000
Contingency		10,000	7,000	7,000	7,000	7,000	7,000
<b>Total Expenses</b>		\$ 18,560	\$ 15,441	\$ 15,603	\$ 15,787	\$ 15,926	\$ 16,236



**Regional District of Okanagan-Similkameen  
2025-2029 Operational Financial Plan  
Electoral Area "H" - Rural Projects - 0390**

SLP, 1966 - No Tax Limit

		2024 Budget	2025 Budget	2026 Budget	2027 Budget	2028 Budget	2029 Budget
<b>No Tax Limit</b>		<b>No Tax Limit</b>	<b>No Tax Limit</b>	<b>No Tax Limit</b>	<b>No Tax Limit</b>	<b>No Tax Limit</b>	<b>No Tax Limit</b>
	<b>Revenue</b>						
		-12.28%	42.17%	19.17%	-9.87%	2.62%	2.87%
	Tax requisition	47,225	67,140	80,008	72,109	73,995	76,119
	Transfer from operating reserve	4,900	-	-	-	-	-
	Miscellaneous revenue	2,000	-	-	-	-	-
	<b>Total Revenue</b>	\$ 54,125	\$ 67,140	\$ 80,008	\$ 72,109	\$ 73,995	\$ 76,119
	<b>Expense</b>						
	Salaries & wages	25,444	5,390	5,606	5,793	5,978	6,167
	Salaries & wages	(1,467)	-	15,510	6,243	6,434	6,628
	Administration charge	1,936	2,344	2,794	2,518	2,584	2,658
	Contract services	-	42,000	43,575	44,882	46,229	47,616
	Insurance - liability	245	248	250	255	270	300
	Supplies	120	121	123	125	130	150
	Advertising - public education	533	541	550	561	570	600
	Travel - Conferences	6,400	6,496	6,600	6,732	6,800	7,000
	Contingency	20,914	10,000	5,000	5,000	5,000	5,000
	<b>Total Expenses</b>	\$ 54,125	\$ 67,140	\$ 80,008	\$ 72,109	\$ 73,995	\$ 76,119



**Regional District of Okanagan-Similkameen  
2025-2029 Operational Financial Plan  
911 Emergency Call System - 0400**

**BL 1095 - No Tax Limit**

	2024 Budget	2025 Budget	2026 Budget	2027 Budget	2028 Budget	2029 Budget
<b>No Tax Limit</b>	<b>No Tax Limit</b>	<b>No Tax Limit</b>	<b>No Tax Limit</b>	<b>No Tax Limit</b>	<b>No Tax Limit</b>	<b>No Tax Limit</b>
<b>Revenue</b>	<b>10.47%</b>	<b>0.77%</b>	<b>18.68%</b>	<b>2.76%</b>	<b>-9.45%</b>	<b>2.95%</b>
Tax requisition	1,203,500	1,212,735	1,439,307	1,478,978	1,339,165	1,378,693
Grant in lieu of taxes	1,899	5,000	5,000	5,000	5,000	5,000
Transfer from emergency call system reserve	-	70,000	-	-	-	-
Prior years surplus / (deficit)	17,466	-	-	-	-	-
<b>Total Revenue</b>	<b>\$ 1,222,865</b>	<b>\$ 1,287,735</b>	<b>\$ 1,444,307</b>	<b>\$ 1,483,978</b>	<b>\$ 1,344,165</b>	<b>\$ 1,383,693</b>
<b>Expense</b>						
Salaries & wages	107,629	152,909	158,529	163,990	169,549	175,288
Salaries & wages	18,772	(46,590)	-	-	-	-
Administration charge	36,732	37,244	40,338	41,697	43,007	44,360
Site & radio maintenance - annual contracts	25,613	55,000	55,000	55,000	57,750	60,638
Unscheduled maintenance - fire halls	15,000	10,000	10,300	10,609	10,927	11,255
Unscheduled maintenance - towers	15,000	10,000	10,300	10,609	10,927	11,255
Operations	-	-	5,300	10,609	10,927	11,255
Equipment rental - transmitter lease & maintenance	110,000	119,196	122,772	126,455	130,249	134,156
Contracts - Central Fire Dispatch	411,957	425,140	437,894	451,031	464,562	478,499
Contracts - CORD - central dispatch	199,812	240,000	244,251	251,579	259,126	266,900
Insurance - property	9,904	9,954	10,253	10,560	10,877	11,203
Insurance - liability	5,638	5,666	5,836	6,011	6,191	6,377
Legal fees	3,000	3,000	3,000	3,000	3,000	3,000
UHF And VHF radio licenses	18,000	19,133	19,707	20,298	20,907	21,535
Utilities - communications	25,117	26,000	26,780	27,583	28,411	29,263
Debt interest (Bylaw 2780/2623)	47,256	66,336	85,416	85,416	38,160	38,160
Debt principal (Bylaw 2780/2623)	130,864	154,747	178,631	178,631	47,767	47,767
Transfer to reserves re interest	105	-	-	-	-	-
Transfer to operating reserve	17,466	-	25,000	25,750	26,523	27,318
Contingency	25,000	-	5,000	5,150	5,305	5,464
<b>Total Expenses</b>	<b>\$ 1,222,865</b>	<b>\$ 1,287,735</b>	<b>\$ 1,444,307</b>	<b>\$ 1,483,978</b>	<b>\$ 1,344,165</b>	<b>\$ 1,383,693</b>



**Regional District of Okanagan-Similkameen  
2025-2029 Operational Financial Plan  
Emergency Planning - 0410**

**BL 2322, 2004 - No Tax Limit**

	2024 Budget	2025 Budget	2026 Budget	2027 Budget	2028 Budget	2029 Budget
<b>No Tax Limit</b>	<b>No Tax Limit</b>	<b>No Tax Limit</b>	<b>No Tax Limit</b>	<b>No Tax Limit</b>	<b>No Tax Limit</b>	<b>No Tax Limit</b>
<b>Revenue</b>	<b>113.34%</b>	<b>8.18%</b>	<b>22.66%</b>	<b>-18.10%</b>	<b>3.02%</b>	<b>3.03%</b>
Tax requisition	782,784	846,847	1,038,743	850,680	876,400	902,946
Grant in lieu of taxes	555	1,500	1,500	1,500	1,500	1,500
Transfer from operating reserve	-	8,800	-	-	-	-
Provincial grants CF	1,583,024	1,103,231	805,000	826,750	849,153	872,227
Provincial grants - UBCM CRI grant	100,000	-	-	-	-	-
<b>Total Revenue</b>	<b>\$ 2,466,363</b>	<b>\$ 1,960,378</b>	<b>\$ 1,845,243</b>	<b>\$ 1,678,930</b>	<b>\$ 1,727,053</b>	<b>\$ 1,776,673</b>
<b>expense</b>						
Salaries & wages	178,576	470,188	486,881	503,845	521,317	539,406
Salaries & wages	232,684	11,712	12,151	12,516	12,891	13,278
Honorariums	7,120	7,000	7,000	7,000	7,000	7,000
Administration charge	77,756	88,118	82,067	74,348	76,496	78,711
IT support costs	3,605	3,713	3,825	3,939	4,057	4,138
Flood Hazard Risk Assessment - CF	100,000	-	-	-	-	-
FireSmart grant stream 1 (operations)	240,997	-	-	-	-	-
EOC sandbag operations	15,000	15,000	15,000	15,000	15,000	15,000
UBCM CEPR Heat Preparedness CF	300,000	-	-	-	-	-
2023 CEPF UBCM grant CF	117,000	-	-	-	-	-
2023 EOC CEPF UBCM grant expense CF	112,790	-	-	-	-	-
2023 UBCM CRI FireSmart grant CF	200,000	-	-	-	-	-
2023 CRI FireSmart grant - Area "A" CF	49,997	-	-	-	-	-
2023 CRI FireSmart grant - Area "B" CF	45,320	-	-	-	-	-
2023 CRI FireSmart grant - Area "C" CF	45,320	-	-	-	-	-
2023 CRI FireSmart grant - Area "D" CF	45,320	-	-	-	-	-
2023 CRI FireSmart grant - Area "E" CF	45,320	-	-	-	-	-
2023 CRI FireSmart grant - Area "F" CF	45,320	-	-	-	-	-
2023 CRI FireSmart grant - Area "G" CF	45,320	-	-	-	-	-
2023 CRI FireSmart grant - Area "H" CF	50,000	-	-	-	-	-
2023 CRI FireSmart grant - Area "I" CF	45,320	-	-	-	-	-
2023 E-911 grant	45,000	45,000	-	-	-	-
2024 CEPF Disaster risk reduction grant	100,000	-	-	-	-	-
2024 FireSmart grant RDOS funding	-	200,000	200,000	206,000	212,180	218,545
CRI FireSmart grant 2024 - Area "A"	-	50,000	50,000	51,500	53,045	54,636
CRI FireSmart grant 2024 - Area "B"	-	50,000	50,000	51,500	53,045	54,636
CRI FireSmart grant 2024 - Area "C"	-	50,000	50,000	51,500	53,045	54,636
CRI FireSmart grant 2024 - Area "D"	-	50,000	50,000	51,500	53,045	54,636
CRI FireSmart grant 2024 - Area "E"	-	50,000	50,000	51,500	53,045	54,636
CRI FireSmart grant 2024 - Area "F"	-	50,000	50,000	51,500	53,045	54,636
CRI FireSmart grant 2024 - Area "G"	-	50,000	50,000	51,500	53,045	54,636
CRI FireSmart grant 2024 - Area "H"	-	50,000	50,000	51,500	53,045	54,636
CRI FireSmart grant 2024 - Area "I"	-	50,000	50,000	51,500	53,045	54,636
2023 CEPF EOC Equipment & Training grant	-	13,650	13,650	-	-	-
2024 CEPF EOC Equipment & Training grant	-	6,500	6,500	-	-	-
2024 CEPF ESS Equipment & Training grant	-	83,900	83,900	-	-	-
2023 CEPF Disaster risk reduction-climate adaptation LGPS-10082	-	75,000	75,000	-	-	-
2024 FireSmart grant RDOS funding	-	24,181	24,181	-	-	-
2025 EOC grant	-	40,000	-	-	-	-
2025 ESS grant	-	40,000	-	-	-	-
2026 EOC grant	-	-	40,000	-	-	-
2027 EOC grant	-	-	-	40,000	-	-
2028 EOC grant	-	-	-	-	40,000	-
2029 EOC grant	-	-	-	-	-	40,000
2026 ESS grant	-	-	40,000	-	-	-
2027 ESS grant	-	-	-	40,000	-	-
2028 ESS grant	-	-	-	-	40,000	-
2029 ESS grant	-	-	-	-	-	40,000
2025 Public Notification & Evaluation Route Planning grant	-	40,000	-	-	-	-
2024 Indigenous grant EMCR24477	-	40,000	-	-	-	-
Consultants	4,080	-	-	-	-	-
Consultants - community wildfire plan	-	-	-	-	-	-
Agreement - regional Search & Rescue	90,000	90,000	92,700	95,481	98,345	101,296
Operational support animal emergency response	15,000	15,450	15,914	16,391	16,883	17,389
Agreements - City of Penticton	-	8,800	-	-	-	-
Education & training	25,630	25,750	26,523	27,318	28,138	28,982
Equipment	5,000	15,100	15,550	16,014	16,491	16,983
Equipment - software	26,000	31,000	31,930	32,888	33,875	34,891
Insurance - liability	3,060	3,121	3,215	3,311	3,410	3,513
Insurance - vehicle	3,000	3,600	3,708	3,819	3,934	4,052
Legal fees	1,000	1,000	1,000	1,000	1,000	1,000
Supplies	3,500	3,500	3,500	3,500	3,500	3,500
EOC supplies	10,000	10,000	10,000	10,000	10,000	10,000
Supplies - meals	1,020	1,000	1,000	1,000	1,000	1,000
Travel / leasing	7,140	9,500	9,785	10,079	10,381	10,692
Utilities - communications	5,500	10,000	10,300	10,609	10,927	11,255
Transfer to operating reserve	45,368	60,595	61,963	63,372	64,823	66,318
Emergency Social Services	15,300	15,000	15,000	15,000	15,000	15,000
Other expenses - miscellaneous	-	3,000	3,000	3,000	3,000	3,000
<b>Total Expenses</b>	<b>\$ 2,466,363</b>	<b>\$ 1,960,378</b>	<b>\$ 1,845,243</b>	<b>\$ 1,678,930</b>	<b>\$ 1,727,053</b>	<b>\$ 1,776,673</b>



**Regional District of Okanagan-Similkameen  
2025-2029 Operational Financial Plan  
Victim Services Area "A" - 0415**

RG735 A714 BL 2748,2016 - Assessment

		2024 Budget	2025 Budget	2026 Budget	2027 Budget	2028 Budget	2029 Budget
\$		11,708	Compliant	Compliant	Compliant	Compliant	Compliant
	<b>Revenue</b>	0.12%	0.02%	-0.08%	0.00%	0.00%	0.00%
	Tax requisition	5,139	5,140	5,136	5,136	5,136	5,136
	<b>Total Revenue</b>	\$ 5,139	\$ 5,140	\$ 5,136	\$ 5,136	\$ 5,136	\$ 5,136
	<b>Expense</b>						
	Administration charge	139	140	136	136	136	136
	Contracts & agreements	5,000	5,000	5,000	5,000	5,000	5,000
	<b>Total Expenses</b>	\$ 5,139	\$ 5,140	\$ 5,136	\$ 5,136	\$ 5,136	\$ 5,136



**Regional District of Okanagan-Similkameen  
2025-2029 Operational Financial Plan  
Victim Services Area "C" - 0420**

RG735 C714 BL 2749, 2016 - Assessment

		2024 Budget	2025 Budget	2026 Budget	2027 Budget	2028 Budget	2029 Budget
\$		10,006					
	<b>Revenue</b>	<b>Compliant</b>	<b>Compliant</b>	<b>Compliant</b>	<b>Compliant</b>	<b>Compliant</b>	<b>Compliant</b>
		0.12%	-0.07%	0.00%	0.00%	0.00%	0.00%
Tax requisition		8,223	8,217	8,217	8,217	8,217	8,217
<b>Total Revenue</b>		\$ 8,223	\$ 8,217	\$ 8,217	\$ 8,217	\$ 8,217	\$ 8,217
	<b>Expense</b>						
Administration charge		223	217	217	217	217	217
Contracts & agreements		8,000	8,000	8,000	8,000	8,000	8,000
<b>Total Expenses</b>		\$ 8,223	\$ 8,217	\$ 8,217	\$ 8,217	\$ 8,217	\$ 8,217



**Regional District of Okanagan-Similkameen  
2025-2029 Operational Financial Plan  
Victim Services Areas "D","E","F","I" - 0425**

RG735 D716,I716,E716,F716 BL2750 2016 - Assessment

		2024 Budget	2025 Budget	2026 Budget	2027 Budget	2028 Budget	2029 Budget
\$		20,495					
	<b>Revenue</b>	<b>Compliant</b>	<b>Compliant</b>	<b>Compliant</b>	<b>Compliant</b>	<b>Compliant</b>	<b>Compliant</b>
		1.18%	3.11%	3.20%	3.20%	3.20%	2.08%
Tax requisition		\$ 9,852	\$ 10,159	\$ 10,484	\$ 10,820	\$ 11,166	\$ 11,398
<b>Total Revenue</b>		<b>\$ 9,852</b>	<b>\$ 10,159</b>	<b>\$ 10,484</b>	<b>\$ 10,820</b>	<b>\$ 11,166</b>	<b>\$ 11,398</b>
	<b>Expense</b>						
Salaries & wages		-	-	-	-	-	-
Administration charge		352	355	366	378	390	398
Contracts & agreements		9,500	9,804	10,118	10,442	10,776	11,000
<b>Total Expenses</b>		<b>\$ 9,852</b>	<b>\$ 10,159</b>	<b>\$ 10,484</b>	<b>\$ 10,820</b>	<b>\$ 11,166</b>	<b>\$ 11,398</b>



**Regional District of Okanagan-Similkameen  
2025-2029 Operational Financial Plan  
Information Services - 0600**

	2024 Budget	2025 Budget	2026 Budget	2027 Budget	2028 Budget	2029 Budget
<b>Recoveries</b>	<b>Recoveries</b>	<b>Recoveries</b>	<b>Recoveries</b>	<b>Recoveries</b>	<b>Recoveries</b>	<b>Recoveries</b>
<b>Revenue</b>	<b>8.50%</b>	<b>4.95%</b>	<b>6.34%</b>	<b>4.68%</b>	<b>4.55%</b>	<b>3.89%</b>
Recoveries	906,500	951,395	1,011,738	1,059,128	1,107,337	1,150,376
Miscellaneous revenue	20,000	20,000	20,000	20,000	20,000	20,700
Miscellaneous internal revenue	90,647	93,361	96,156	99,047	102,020	105,591
<b>Total Revenue</b>	<b>\$ 1,017,147</b>	<b>\$ 1,064,756</b>	<b>\$ 1,127,894</b>	<b>\$ 1,178,175</b>	<b>\$ 1,229,357</b>	<b>\$ 1,276,667</b>
<b>Expense</b>						
Equipment maintenance - computer	75,000	77,250	79,568	81,955	84,413	86,101
Recoverable - internal operational costs	90,647	93,361	96,156	99,047	102,020	105,591
Contract services	95,000	97,850	100,786	103,809	106,923	109,061
Agreements - licensing	300,000	375,000	386,250	397,838	409,773	422,066
Education & training	16,000	16,480	16,974	17,484	18,008	18,638
Equipment	225,000	156,750	238,703	245,864	253,239	258,304
Supplies	5,500	5,665	5,835	6,010	6,190	6,314
Utilities - telephone	80,000	82,400	84,872	87,418	90,041	91,842
Transfer to capital reserve	80,000	160,000	118,750	138,750	158,750	178,750
Transfer to operating reserve	50,000	-	-	-	-	-
<b>Total Expenses</b>	<b>\$ 1,017,147</b>	<b>\$ 1,064,756</b>	<b>\$ 1,127,894</b>	<b>\$ 1,178,175</b>	<b>\$ 1,229,357</b>	<b>\$ 1,276,667</b>





**Regional District of Okanagan-Similkameen**  
**2025-2029 Operational Financial Plan**  
**Fire Protection - West Bench / Sage Mesa / Husla - 1000**

A715 BL 1602, 1995

	2024 Budget		2025 Budget		2026 Budget		2027 Budget		2028 Budget		2029 Budget	
\$	774,356	No Tax Limit	No Tax Limit	No Tax Limit	No Tax Limit	No Tax Limit	No Tax Limit	No Tax Limit	No Tax Limit	No Tax Limit	No Tax Limit	No Tax Limit
<b>Revenue</b>		23.93%	6.92%	7.08%	7.27%	7.13%	2.00%					
Tax requisition	\$	494,153	\$	528,354	\$	565,758	\$	606,883	\$	650,176	\$	663,180
<b>Total Revenue</b>	\$	494,153	\$	528,354	\$	565,758	\$	606,883	\$	650,176	\$	663,180
<b>Expense</b>												
Administration charge		13,373		13,958		14,946		16,033		17,176		17,520
Contracts - Penticton administration charge		73,220		78,346		83,898		90,000		96,407		
Contracts - Penticton		406,780		435,254		466,102		500,000		535,593		644,640
Insurance - liability		780		796		812		850		1,000		1,020
<b>Total Expenses</b>	\$	494,153	\$	528,354	\$	565,758	\$	606,883	\$	650,176	\$	663,180



**Regional District of Okanagan-Similkameen  
2025-2029 Operational Financial Plan  
Fire Protection - Keremeos Areas "B" & "G" - 1100**

C716 BL 2178.01,2006 - Assessment

	2024 Budget	2025 Budget	2026 Budget	2027 Budget	2028 Budget	2029 Budget
<b>\$</b>	<b>1,106,011</b>					
	<b>REVIEW REQUIRED</b>	<b>Compliant</b>	<b>Compliant</b>	<b>Compliant</b>	<b>Compliant</b>	<b>Compliant</b>
<b>Revenue</b>	<b>6.57%</b>	<b>10.19%</b>	<b>4.08%</b>	<b>4.78%</b>	<b>4.88%</b>	<b>4.22%</b>
Tax requisition	672,356	740,840	771,049	807,920	847,312	883,092
Grant in lieu of taxes	4,753	-	4,753	4,753	4,848	4,945
Agreement - First Nations	19,000	19,950	20,948	21,995	23,095	23,557
Road rescue revenue	8,000	8,000	8,000	8,000	8,160	8,323
<b>Total Revenue</b>	<b>\$ 704,109</b>	<b>\$ 768,790</b>	<b>\$ 804,750</b>	<b>\$ 842,668</b>	<b>\$ 883,415</b>	<b>\$ 919,917</b>
<b>Expense</b>						
Salaries & wages	1,362	4,284	4,445	4,597	4,751	4,909
Honorariums - firefighters	306,000	383,900	411,400	434,500	459,800	485,100
Benefits - firefighters	4,500	15,000	17,000	19,000	21,000	23,000
<b>Administration charge</b>	<b>23,885</b>	<b>28,556</b>	<b>30,444</b>	<b>32,143</b>	<b>33,972</b>	<b>35,556</b>
Building maintenance	16,000	16,800	17,640	18,522	19,448	20,421
Equipment maintenance	12,000	12,600	13,230	13,892	14,586	14,878
Equipment maintenance - vehicles	14,500	15,225	15,986	16,786	17,625	17,978
Equipment maintenance - turnout gear	5,600	5,880	6,174	6,483	6,807	6,943
Licenses & permits	510	536	562	590	620	632
Vehicle lease	-	9,000	9,450	9,923	10,419	10,940
Contract services	9,000	9,450	9,923	10,419	10,940	11,159
Education & training	38,000	39,900	41,895	43,990	46,189	47,113
Conferences	8,650	9,083	9,537	10,013	10,514	10,724
Insurance - property	5,148	5,405	5,676	5,959	6,257	6,382
Insurance - liability	1,200	1,260	1,323	1,389	1,459	1,488
Insurance - firefighters accident	4,250	4,463	4,686	4,920	5,166	5,269
Insurance - vehicle	11,700	12,285	12,899	13,544	14,221	14,505
Legal fees	4,000	4,200	4,410	4,631	4,862	4,959
Supplies - first responder	2,500	2,625	2,756	2,894	3,039	3,190
Fuel - vehicles	12,000	12,600	13,230	13,892	14,586	14,878
Utilities	8,400	8,820	9,261	9,724	10,210	10,414
Utilities - telephone	9,450	9,923	10,419	10,940	11,487	11,717
Debt interest (Bylaw 2887/2802)	6,965	6,965	6,965	6,965	6,965	6,965
Debt principal (Bylaw 2887/2802)	20,239	20,239	20,239	20,239	20,239	20,239
Transfer to building reserve	25,000	70,000	45,000	50,000	55,000	56,100
Transfer to vehicle reserve	75,000	50,078	70,000	67,000	63,000	64,000
Transfer to operating reserve	70,000	-	-	-	-	-
Transfer to operating reserve	-	1,000	1,000	-	-	-
Occupational health committee expenses	1,750	1,888	2,034	2,188	2,352	2,399
Other expenses - miscellaneous	6,500	6,825	7,166	7,525	7,901	8,059
<b>Total Expenses</b>	<b>\$ 704,109</b>	<b>\$ 768,790</b>	<b>\$ 804,750</b>	<b>\$ 842,668</b>	<b>\$ 883,415</b>	<b>\$ 919,917</b>



**Regional District of Okanagan-Similkameen  
2025-2029 Operational Financial Plan  
Fire Protection - Okanagan Falls - 1200**

J714 & J715 BL 1310 - Assessment

		2024 Budget	2025 Budget	2026 Budget	2027 Budget	2028 Budget	2029 Budget
\$		1,790,099					
	<b>Revenue</b>	<b>REVIEW REQUIRED</b>	<b>Compliant</b>	<b>Compliant</b>	<b>Compliant</b>	<b>Compliant</b>	<b>Compliant</b>
		8.89%	3.48%	10.08%	3.10%	3.10%	2.19%
	Tax requisition	499,540	516,907	568,988	586,605	604,799	618,019
	<b>Total Revenue</b>	<b>\$ 499,540</b>	<b>\$ 516,907</b>	<b>\$ 568,988</b>	<b>\$ 586,605</b>	<b>\$ 604,799</b>	<b>\$ 618,019</b>
	<b>Expense</b>						
	Salaries & wages	12,488	5,466	5,678	5,870	6,063	6,259
	Salaries & wages	(11,126)	-	-	-	-	-
	Honorariums - firefighters	179,000	206,300	212,489	218,864	225,430	232,192
	Administration charge	17,223	19,212	19,406	20,028	20,670	21,162
	Building maintenance	20,000	26,700	21,425	22,174	22,950	23,409
	Equipment maintenance	35,000	36,225	37,493	38,805	40,163	40,966
	Equipment maintenance - firefighting	3,000	3,105	3,214	3,326	3,443	3,512
	Protection expense	10,000	10,350	10,712	11,087	11,475	11,705
	Commercial fire inspection	6,000	14,000	14,420	14,853	15,298	15,757
	Licenses & permits	510	528	546	565	585	597
	Contract services	16,646	17,229	17,832	18,456	19,102	19,484
	Education & training	36,414	37,688	39,008	40,373	41,786	42,622
	Special projects	-	2,500	-	-	-	-
	Insurance - property	1,767	3,000	3,090	3,183	3,278	3,377
	Insurance - liability	800	828	857	887	918	-
	Insurance - firefighters accident	3,138	3,248	3,362	3,479	3,601	3,673
	Insurance - vehicle	10,404	6,000	6,180	6,365	6,556	6,753
	Supplies	4,058	4,200	4,347	4,499	4,657	4,750
	Utilities	12,990	13,445	13,915	14,402	14,906	15,204
	Utilities - telephone	5,202	5,384	5,573	5,768	5,969	6,088
	Transfer to reserve	99,500	89,079	136,587	140,317	144,179	146,463
	Transfer to reserve - building	10,000	10,350	10,712	11,087	11,475	11,705
	Contingency	24,526	-	-	-	-	-
	Community service & education	2,000	2,070	2,142	2,217	2,295	2,341
	<b>Total Expenses</b>	<b>\$ 499,540</b>	<b>\$ 516,907</b>	<b>\$ 568,988</b>	<b>\$ 586,605</b>	<b>\$ 604,799</b>	<b>\$ 618,019</b>



**Regional District of Okanagan-Similkameen  
2025-2029 Operational Financial Plan  
Fire Protection - H1 - 1300**

A717 BL 1891,1998 - Assessment

		2024 Budget	2025 Budget	2026 Budget	2027 Budget	2028 Budget	2029 Budget
\$		524,085					
		<b>Compliant</b>	<b>Compliant</b>	<b>Compliant</b>	<b>Compliant</b>	<b>Compliant</b>	<b>Compliant</b>
	<b>Revenue</b>						
		0.64%	0.45%	0.52%	1.54%	3.50%	3.50%
Tax requisition		99,184	99,632	100,146	101,686	105,245	108,929
<b>Total Revenue</b>		\$ 99,184	\$ 99,632	\$ 100,146	\$ 101,686	\$ 105,245	\$ 108,929
	<b>Expense</b>						
Administration charge		2,684	2,632	2,646	2,686	2,780	2,878
Contracts - Princeton		96,500	97,000	97,500	99,000	102,465	106,051
<b>Total Expenses</b>		\$ 99,184	\$ 99,632	\$ 100,146	\$ 101,686	\$ 105,245	\$ 108,929



**Regional District of Okanagan-Similkameen  
2025-2029 Operational Financial Plan  
Fire Protection - Coalmont / Tulameen - 1400**

C717 BL 1574.01,2017 - Assessment

	2024 Budget	2025 Budget	2026 Budget	2027 Budget	2028 Budget	2029 Budget
<b>\$</b>	<b>581,193</b>					
	<b>Compliant</b>	<b>Compliant</b>	<b>Compliant</b>	<b>Compliant</b>	<b>Compliant</b>	<b>Compliant</b>
<b>Revenue</b>	<b>13.01%</b>	<b>3.83%</b>	<b>3.61%</b>	<b>3.51%</b>	<b>3.56%</b>	<b>4.25%</b>
Tax requisition	296,764	308,140	319,259	330,457	342,212	356,754
Prior years surplus / (deficit)	20,000	-	-	-	-	-
<b>Total Revenue</b>	<b>\$ 316,764</b>	<b>\$ 308,140</b>	<b>\$ 319,259</b>	<b>\$ 330,457</b>	<b>\$ 342,212</b>	<b>\$ 356,754</b>
<b>Expense</b>						
Salaries & wages	872	3,650	3,787	3,917	4,047	4,182
Honorariums - firefighters	103,000	122,000	125,660	129,430	133,313	137,312
Benefits - firefighters	29,739	10,000	10,300	10,609	10,927	11,255
Administration charge	10,995	11,255	11,594	11,938	12,261	12,589
Building maintenance	2,278	2,347	2,417	2,490	2,540	2,591
Vehicle maintenance - vehicle #1	4,028	2,500	2,575	2,652	2,732	2,814
Vehicle maintenance - vehicle #2	2,319	2,388	2,460	2,534	2,585	2,637
Vehicle maintenance - vehicle #3	607	625	644	663	676	690
Vehicle maintenance - vehicle #4	2,164	2,229	2,296	2,365	2,412	2,460
Vehicle expenses - fuel / oil	7,210	7,426	7,649	7,879	8,037	8,198
Vehicle maintenance - 1995 Freightliner	-	2,500	2,575	2,652	2,732	2,814
Vehicle maintenance - engine #3	2,500	2,575	2,652	2,732	2,814	2,898
Equipment maintenance - radio & page	2,164	2,229	2,296	2,365	2,412	2,460
Equipment maintenance - SCBA	3,077	3,169	3,264	3,362	3,429	3,498
Protection expense	3,247	3,344	3,444	3,548	3,619	3,691
Licenses & permits	1,159	1,194	1,229	1,266	1,291	1,317
Contract services	-	2,500	2,575	2,652	2,732	2,814
Training	21,218	21,855	22,510	23,185	23,649	24,122
Insurance - property	4,441	6,529	6,725	6,927	7,135	7,349
Insurance - liability	400	408	416	424	433	442
Insurance - firefighters accident	3,130	3,224	3,321	3,420	3,488	3,558
Insurance - vehicle	5,855	6,030	6,211	6,397	6,525	6,656
Legal fees	1,083	1,115	1,148	1,183	1,207	1,231
Supplies - office	637	656	675	696	710	724
Supplies - meals	1,485	2,500	2,575	2,562	2,732	2,814
Supplies - first responders	2,122	2,185	2,251	2,319	2,365	2,412
Supplies - hall	1,159	1,194	1,229	1,266	1,291	1,317
Travel	2,319	2,388	2,460	2,534	2,585	2,637
Utilities	1,167	1,202	1,238	1,275	1,301	1,327
Utilities - power	9,548	9,835	10,130	10,433	10,642	10,855
Utilities - telephone	3,421	3,523	3,629	3,738	3,813	3,889
Debt interest (Bylaw 2780/2704)	7,245	7,245	7,245	7,245	7,245	7,245
Debt principal (Bylaw 2780/2704)	12,367	12,366	12,366	12,366	12,366	12,366
Transfer to reserve	58,658	38,649	42,249	45,805	50,425	57,734
Transfer to operating reserve	5,150	5,305	5,464	5,628	5,741	5,856
<b>Total Expenses</b>	<b>\$ 316,764</b>	<b>\$ 308,140</b>	<b>\$ 319,259</b>	<b>\$ 330,457</b>	<b>\$ 342,212</b>	<b>\$ 356,754</b>



**Regional District of Okanagan-Similkameen  
2025-2029 Operational Financial Plan  
Fire Protection - Willowbrook - 1500**

K714 BL 1549,1994 - Assessment

	2024 Budget	2025 Budget	2026 Budget	2027 Budget	2028 Budget	2029 Budget
<b>\$</b>	<b>265,455</b>					
<b>Revenue</b>	<b>Compliant</b>	<b>Compliant</b>	<b>Compliant</b>	<b>Compliant</b>	<b>Compliant</b>	<b>Compliant</b>
	<b>10.99%</b>	<b>2.86%</b>	<b>5.68%</b>	<b>3.06%</b>	<b>3.06%</b>	<b>3.06%</b>
Tax requisition	183,019	188,245	198,934	205,030	211,306	217,775
Grant in lieu of taxes	5,800	5,800	5,800	5,800	5,800	5,800
Contract fee	-	3,500	-	-	-	-
Transfer from operating reserve	14,853	-	-	-	-	-
SOSFCA executive officer duties	30,000	29,370	29,370	29,370	29,370	29,370
<b>Total Revenue</b>	<b>\$ 233,672</b>	<b>\$ 226,915</b>	<b>\$ 234,104</b>	<b>\$ 240,200</b>	<b>\$ 246,476</b>	<b>\$ 252,945</b>
<b>Expense</b>						
Salaries & wages	6,435	4,832	5,020	5,190	5,359	5,532
Salaries & wages	(5,563)	-	-	-	-	-
Honorariums - firefighters	106,193	108,108	112,571	115,948	119,426	123,009
Administration charge	11,225	10,282	10,608	10,883	11,167	11,459
Building maintenance	796	820	845	870	896	923
Equipment maintenance	3,000	3,000	3,090	3,183	3,278	3,377
Vehicle expenses - truck #1	3,183	4,300	4,429	4,562	4,699	4,840
Vehicle expenses - truck #2	2,122	2,122	2,186	2,251	2,319	2,388
Vehicle expenses - truck #4	1,061	1,061	1,093	1,126	1,159	1,194
Vehicle expenses - truck #5	530	530	546	562	579	597
Vehicle expenses - truck #6	3,090	2,000	2,060	2,122	2,185	2,251
Vehicle expenses - SPU 251	515	530	546	562	579	597
Vehicle expenses - fuel / oil	3,300	4,500	4,635	4,774	4,917	5,065
Vehicle expenses - car 251	2,000	1,000	1,030	1,061	1,093	1,126
Vehicle expenses - SPU 252	500	500	515	530	546	563
Vehicle expenses - T 253	-	1,000	1,030	1,061	1,093	1,126
Equipment maintenance - radio & page	530	500	515	530	546	563
Equipment maintenance - SCBA	-	500	515	530	546	563
Licenses & permits	530	710	731	753	776	799
Contract services	2,369	2,440	2,513	2,589	2,666	2,746
Education & training	12,000	8,000	8,240	8,487	8,742	9,004
Equipment	2,122	2,122	2,186	2,251	2,319	2,388
Equipment - Fr	1,030	1,600	1,648	1,697	1,748	1,801
Equipment - firefighting	10,000	8,000	8,240	8,487	8,742	9,004
Insurance - property	1,875	2,400	2,472	2,546	2,623	2,701
Insurance - liability	350	357	368	379	390	402
Insurance - firefighters accident	1,284	1,322	1,362	1,403	1,445	1,488
Insurance - vehicle	12,400	12,834	13,219	13,616	14,024	14,445
Supplies - office	1,000	1,035	1,066	1,098	1,131	1,165
Supplies - hall	500	500	515	530	546	563
Utilities - power	2,652	2,732	2,814	2,898	2,985	3,075
Utilities - telephone	3,183	3,278	3,376	3,478	3,582	3,689
SOSFCA executive officer duties	30,000	30,000	30,000	30,000	30,000	30,000
Debt interest	1,160	-	-	-	-	-
Debt principal	10,800	-	-	-	-	-
Transfer to capital reserve	1,000	2,000	2,060	2,122	2,185	2,251
Transfer to operating reserve	-	1,500	1,545	1,591	1,639	1,688
Other expenses - miscellaneous	500	500	515	530	546	563
<b>Total Expenses</b>	<b>\$ 233,672</b>	<b>\$ 226,915</b>	<b>\$ 234,104</b>	<b>\$ 240,200</b>	<b>\$ 246,476</b>	<b>\$ 252,945</b>



**Regional District of Okanagan-Similkameen  
2025-2029 Operational Financial Plan  
Fire Protection - Kaleden - 1600**

H715 & H714 BL 1238.01, 2017 - Assessment

	2024 Budget	2025 Budget	2026 Budget	2027 Budget	2028 Budget	2029 Budget
<b>\$</b>	<b>1,810,555</b>					
<b>Revenue</b>	<b>Compliant</b>	<b>Compliant</b>	<b>Compliant</b>	<b>Compliant</b>	<b>Compliant</b>	<b>Compliant</b>
	<b>13.53%</b>	<b>3.59%</b>	<b>5.06%</b>	<b>4.98%</b>	<b>4.96%</b>	<b>4.99%</b>
Tax requisition	425,754	441,053	463,369	486,453	510,581	536,064
Grant in lieu of taxes	5,800	5,800	5,800	5,800	5,800	5,800
Transfer from reserve	12,500	-	-	-	-	-
Transfer from Community Works Fund (Gas Tax)	-	9,348	-	-	-	-
Provincial grant	-	4,000	4,000	4,000	4,000	4,000
<b>Total Revenue</b>	<b>\$ 444,054</b>	<b>\$ 460,201</b>	<b>\$ 473,169</b>	<b>\$ 496,253</b>	<b>\$ 520,381</b>	<b>\$ 545,864</b>
<b>Expense</b>						
Salaries & wages	872	4,284	4,445	4,597	4,751	4,909
Honorariums - firefighters	170,750	179,288	184,667	190,207	195,913	201,790
Payroll - WCB	22,660	23,793	24,507	25,242	25,999	26,779
<b>Administration charge</b>	<b>17,154</b>	<b>18,236</b>	<b>17,933</b>	<b>18,466</b>	<b>19,015</b>	<b>19,580</b>
Building maintenance	5,000	5,250	5,408	5,570	5,737	5,909
Training ground maintenance	4,000	16,000	6,000	6,180	6,365	6,556
Small equipment maintenance	2,000	2,100	2,163	2,228	2,295	2,364
Vehicle maintenance - rescue #1	4,000	4,000	4,000	4,120	4,244	4,371
Vehicle maintenance - vehicle #2	24,000	4,000	4,000	4,120	4,244	4,371
Vehicle maintenance - vehicle #3	4,000	14,000	4,000	4,120	4,244	4,371
Vehicle maintenance - tender #4	4,000	4,000	4,000	4,120	4,244	4,371
Vehicle maintenance - tender #5	4,000	4,000	4,000	4,120	4,244	4,371
Equipment maintenance - radio & page	1,500	3,250	3,348	3,448	3,552	3,658
Equipment maintenance - SCBA	10,000	14,000	14,000	14,420	14,853	15,298
Equipment maintenance - first responders	3,000	3,150	3,245	3,342	3,442	3,545
Licenses & permits	1,648	1,730	1,782	1,836	1,891	1,948
FireSmart	4,000	4,000	4,000	4,000	4,000	4,000
Contract services	5,000	5,250	5,408	5,570	5,737	5,909
Education & training	20,000	25,000	30,000	30,900	31,827	32,782
Public education	2,000	2,000	2,060	2,122	2,185	2,251
Equipment - firefighting	13,000	15,000	15,450	15,914	16,391	16,883
Insurance - property	3,200	4,000	4,120	4,244	4,371	4,502
Insurance - liability	700	735	757	780	803	827
Insurance - firefighters accident	3,570	3,749	3,861	3,977	4,096	4,219
Insurance - vehicle	5,000	5,250	5,408	5,570	5,737	5,909
Supplies - office	5,000	5,250	5,408	5,570	5,737	5,909
Supplies - firefighting	5,000	5,000	5,150	5,305	5,464	5,628
Travel / leasing	5,000	5,250	5,408	5,570	5,737	5,909
Utilities	12,000	12,600	12,978	13,367	13,768	14,181
Utilities - telephone	2,000	2,100	2,163	2,228	2,295	2,364
Transfer to reserve	80,000	54,588	83,500	95,000	107,200	120,400
Other expenses - miscellaneous	-	9,348	-	-	-	-
<b>Total Expenses</b>	<b>\$ 444,054</b>	<b>\$ 460,201</b>	<b>\$ 473,169</b>	<b>\$ 496,253</b>	<b>\$ 520,381</b>	<b>\$ 545,864</b>



**Regional District of Okanagan-Similkameen  
2025-2029 Operational Financial Plan  
Fire Protection - Naramata - 1700**

R715 BL 1619.01, 2017 - Assessment

	2024 Budget	2025 Budget	2026 Budget	2027 Budget	2028 Budget	2029 Budget
<b>\$</b>	<b>1,974,042</b>					
<b>Revenue</b>	<b>Compliant</b>	<b>Compliant</b>	<b>Compliant</b>	<b>Compliant</b>	<b>Compliant</b>	<b>Compliant</b>
	<b>3.29%</b>	<b>4.89%</b>	<b>4.84%</b>	<b>4.18%</b>	<b>4.70%</b>	<b>2.85%</b>
Tax requisition	543,135	569,717	597,288	622,249	651,510	670,102
Provincial grants	-	12,000	12,000	12,000	12,000	12,000
Miscellaneous revenue	-	2,250	2,400	2,500	2,550	2,600
Zodiac revenue	2,130	-	-	-	-	-
<b>Total Revenue</b>	<b>\$ 545,265</b>	<b>\$ 583,967</b>	<b>\$ 611,688</b>	<b>\$ 636,749</b>	<b>\$ 666,060</b>	<b>\$ 684,702</b>
<b>Expense</b>						
Salaries & wages	1,362	4,284	4,445	4,597	4,751	4,909
Honorariums - firefighters	245,127	264,383	283,764	297,952	303,911	309,989
Benefits - firefighters	5,353	5,687	6,034	6,095	6,277	6,403
Administration charge	20,444	21,412	22,601	23,531	24,064	24,559
Building maintenance	16,317	17,600	18,100	18,605	19,017	19,437
Equipment maintenance - vehicles	16,317	19,600	20,100	20,605	21,017	21,437
Equipment maintenance - vehicles	12,828	13,345	13,789	14,123	14,345	14,632
Health & safety program	7,500	3,000	3,150	3,250	3,500	3,750
Licenses & permits	2,640	2,710	2,760	2,984	3,044	3,105
Contract services	3,000	5,500	5,750	6,000	6,250	6,500
Education & training	45,000	50,000	50,500	51,000	51,550	52,000
Insurance - property	3,950	4,500	4,610	4,690	4,780	5,000
Insurance - liability	950	969	988	1,008	1,028	1,049
Insurance - vehicle	9,730	8,000	8,500	9,000	9,501	10,111
Supplies	2,650	2,725	2,800	2,988	3,048	3,109
Supplies - firefighting	10,700	10,810	10,920	11,147	12,230	12,475
Supplies - first responders	4,240	4,360	4,750	5,156	5,259	5,364
Supplies - firefighting	5,300	7,430	7,650	7,905	8,023	8,143
Supplies - prevention & public education	2,000	2,000	2,200	2,200	2,500	2,550
Utilities	9,987	10,337	10,847	11,234	11,459	11,688
Utilities - telephone	3,875	4,123	4,357	4,758	4,853	4,950
Debt interest (Bylaw 2780/2698) (3067/2844)	11,958	27,278	27,278	27,278	27,278	27,278
Debt principal (Bylaw 2780/2698) (3067/2844)	20,412	34,556	34,556	34,556	34,556	34,556
Transfer to reserve	23,285	39,968	41,889	43,007	43,867	43,867
Transfer to operating reserve	55,720	16,890	16,850	20,580	37,452	45,341
Zodiac expenses	2,120	-	-	-	-	-
Other expenses - miscellaneous	2,500	2,500	2,500	2,500	2,500	2,500
<b>Total Expenses</b>	<b>\$ 545,265</b>	<b>\$ 583,967</b>	<b>\$ 611,688</b>	<b>\$ 636,749</b>	<b>\$ 666,060</b>	<b>\$ 684,702</b>





**Regional District of Okanagan-Similkameen  
2025-2029 Operational Financial Plan  
Fire Protection - Anarchist Mountain - 1800**

V714 BL 2334.01, 2017 - Assessment

	2024 Budget	2025 Budget	2026 Budget	2027 Budget	2028 Budget	2029 Budget
\$	792,676					
	Compliant	Compliant	Compliant	Compliant	Compliant	Compliant
<b>Revenue</b>	<b>11.20%</b>	<b>3.10%</b>	<b>-0.70%</b>	<b>2.76%</b>	<b>1.74%</b>	<b>4.24%</b>
Tax requisition	304,667	314,109	311,904	320,516	326,103	339,945
<b>Total Revenue</b>	<b>\$ 304,667</b>	<b>\$ 314,109</b>	<b>\$ 311,904</b>	<b>\$ 320,516</b>	<b>\$ 326,103</b>	<b>\$ 339,945</b>
<b>Expense</b>						
Salaries & wages	872	3,650	3,787	3,917	4,047	4,182
Honorariums - firefighters	112,636	112,636	116,015	119,496	123,080	126,773
Benefits - firefighters	20,000	20,000	20,600	21,218	21,855	22,510
Administration charge	11,354	11,017	11,349	11,684	11,849	12,392
Building maintenance	3,000	3,000	3,090	3,183	3,278	3,377
Equipment maintenance	2,000	2,000	2,060	2,122	2,385	2,253
Equipment maintenance - vehicles	9,000	9,000	9,240	9,482	5,742	10,004
Protection expense	1,200	1,000	1,090	1,061	1,093	1,126
Licenses & permits	1,500	1,600	1,648	1,697	1,748	1,801
Contract services	1,800	1,800	1,854	1,910	1,967	2,026
Education & training	14,000	15,000	15,450	15,914	16,391	16,883
Equipment - vehicles	1,000	7,000	7,210	7,426	7,649	7,879
Equipment - firefighting	28,000	15,000	15,450	15,914	16,391	16,883
Equipment - first responder	1,600	1,600	1,648	1,697	1,748	1,801
Insurance - property	1,100	1,500	1,545	1,591	1,639	1,688
Insurance - liability	400	400	412	424	437	450
Insurance - firefighters accident	4,800	4,000	4,120	4,244	4,371	4,502
Insurance - vehicle	8,800	9,000	9,240	9,487	9,742	10,004
Supplies	5,000	4,500	4,635	4,774	4,917	5,065
Fuel - vehicles	8,400	10,000	10,300	10,609	10,927	11,255
Utilities	4,500	5,700	5,871	6,047	6,229	6,415
Debt interest (Bylaw 2356/2336)	2,684	2,685	-	-	-	-
Debt principal (Bylaw 2356/2336)	12,021	12,021	-	-	-	-
Transfer to reserve fund	43,000	-	44,290	66,619	68,618	70,676
Transfer to reserve - building	6,000	60,000	21,000	-	-	-
<b>Total Expenses</b>	<b>\$ 304,667</b>	<b>\$ 314,109</b>	<b>\$ 311,904</b>	<b>\$ 320,516</b>	<b>\$ 326,103</b>	<b>\$ 339,945</b>



**Regional District of Okanagan-Similkameen  
2025-2029 Operational Financial Plan  
Fire Protection - Apex - 1900**

BL 2920, 2020 Assessment

Account Description	2024 Budget	2025 Budget	2026 Budget	2027 Budget	2028 Budget	2029 Budget
<b>\$</b>	<b>701,155</b>					
<b>Revenue</b>	<b>REVIEW REQUIRED</b>	<b>COMPLIANT</b>	<b>COMPLIANT</b>	<b>COMPLIANT</b>	<b>COMPLIANT</b>	<b>COMPLIANT</b>
	<b>0.67%</b>	<b>19.90%</b>	<b>2.09%</b>	<b>2.25%</b>	<b>2.28%</b>	<b>1.78%</b>
Tax requisition	379,134	454,598	464,101	474,538	485,371	494,026
<b>Total Revenue</b>	<b>\$ 379,134</b>	<b>\$ 454,598</b>	<b>\$ 464,101</b>	<b>\$ 474,538</b>	<b>\$ 485,371</b>	<b>\$ 494,026</b>
<b>Expense</b>						
Salaries & wages	5,744	3,650	16,751	17,302	17,835	18,382
Salaries & wages	(4,872)	-	-	-	-	-
Honorariums - firefighters	41,000	66,950	68,959	71,028	73,159	75,354
Stipends - officers	19,680	38,934	40,102	41,305	42,544	43,820
Firefighter benefits	14,248	14,747	15,189	15,645	16,114	16,597
Administration charge	8,736	11,404	12,471	12,951	13,450	13,848
Equipment maintenance - SCBA	2,563	2,756	2,894	3,039	3,191	3,287
Equipment maintenance - air compressor	513	2,100	2,205	2,315	2,431	2,504
Equipment maintenance - radios & pagers	2,563	2,625	2,756	2,894	3,039	3,130
Equipment maintenance - ladder test etc.	2,050	2,205	2,315	2,431	2,553	2,630
Vehicle expense - engine #1	1,538	3,675	3,859	4,052	4,255	4,383
Vehicle expense - rescue 1 e-one	7,176	-	-	-	-	-
Vehicle expense - fuel	2,563	5,250	5,513	5,789	6,078	6,260
Vehicle expense - engine #2	-	3,675	3,859	4,052	4,255	4,383
Vehicle expense - wildland #1	-	2,625	2,756	2,894	3,039	3,130
Licenses & permits	615	662	695	730	767	790
Education & training	20,500	22,050	23,153	24,311	25,527	26,293
Equipment - misc. foam, tools, etc.	24,600	26,460	27,783	29,172	30,631	31,550
Insurance - property	5,125	5,500	5,775	6,064	6,367	6,558
Insurance - liability	513	630	662	695	730	752
Insurance - firefighter accident	14,350	15,435	16,207	17,017	17,868	18,404
Insurance - vehicle	4,613	4,725	4,961	5,209	5,469	5,633
Supplies - office	1,333	1,433	1,505	1,580	1,659	1,709
Supplies - hall	3,075	3,308	3,473	3,647	3,829	3,944
Utilities - telephone / internet - Telus	3,075	3,000	3,150	3,308	3,473	3,577
Debt interest (Bylaw 2937/2921)	77,400	77,400	77,400	77,400	77,400	77,400
Debt principal (Bylaw 2937/2921)	90,708	90,708	90,708	90,708	90,708	90,708
Transfer to capital reserve	25,625	25,000	25,000	25,000	25,000	25,000
Transfer to capital reserve	-	13,691	-	-	-	-
Other expenses - miscellaneous	4,100	4,000	4,000	4,000	4,000	4,000
<b>Total Expenses</b>	<b>\$ 379,134</b>	<b>\$ 454,598</b>	<b>\$ 464,101</b>	<b>\$ 474,538</b>	<b>\$ 485,371</b>	<b>\$ 494,026</b>



**Regional District of Okanagan-Similkameen  
2025-2029 Operational Financial Plan  
Building Inspection - 2500**

**BL 2132, 2002 - No Tax Limit**

		2024 Budget	2025 Budget	2026 Budget	2027 Budget	2028 Budget	2029 Budget
<b>No Tax Limit</b>		<b>No Tax Limit</b>	<b>No Tax Limit</b>	<b>No Tax Limit</b>	<b>No Tax Limit</b>	<b>No Tax Limit</b>	<b>No Tax Limit</b>
	<b>Revenue</b>	<b>8.83%</b>	<b>4.85%</b>	<b>4.75%</b>	<b>4.29%</b>	<b>9.81%</b>	<b>4.88%</b>
Tax requisition		361,747	379,282	397,288	414,341	454,989	477,187
Grant in lieu of taxes		1,855	1,873	1,901	1,939	1,900	1,900
Fee for service		30,909	20,000	21,000	22,000	23,000	24,000
Enforcement fees		4,000	4,200	4,400	4,600	4,800	5,000
Building permits		758,000	600,000	630,000	660,000	600,000	600,000
Transfer from operational reserve		70,000	289,000	246,000	240,000	300,000	320,000
Miscellaneous revenue		10,000	11,000	12,000	13,000	14,000	15,000
<b>Total Revenue</b>		<b>\$ 1,236,511</b>	<b>\$ 1,305,355</b>	<b>\$ 1,312,589</b>	<b>\$ 1,355,880</b>	<b>\$ 1,398,689</b>	<b>\$ 1,443,087</b>
	<b>Expense</b>						
Salaries & wages		895,952	984,274	1,024,367	1,057,182	1,088,637	1,121,086
Salaries & wages		1,449	-	-	-	-	-
<b>Administration charge</b>		<b>70,777</b>	<b>73,047</b>	<b>73,440</b>	<b>75,884</b>	<b>78,293</b>	<b>80,761</b>
Operations - facilities rentals		14,200	14,916	15,638	16,368	17,104	18,000
Education & training		10,000	8,000	8,200	8,400	10,400	11,500
Depreciation		15,685	-	-	-	-	-
Equipment		15,000	31,000	32,000	33,000	34,000	36,000
Insurance - liability		46,698	47,398	48,346	49,313	50,000	52,000
Legal fees		31,000	25,000	27,500	30,250	33,275	34,000
Supplies		5,250	5,300	5,350	5,400	5,450	5,700
Advertising		2,000	1,000	1,010	1,020	1,030	1,040
Travel / leasing		37,000	37,500	38,000	39,500	40,000	41,000
Utilities - telephone		11,500	12,000	12,500	13,000	13,500	14,000
Transfer to operating reserve		5,000	5,000	5,000	5,000	5,000	5,000
Transfer to vehicle replacement reserve		-	15,920	16,238	16,563	17,000	18,000
Bathroom renovation		20,000	40,000	-	-	-	-
Document scanning		50,000	-	-	-	-	-
Other expenses		5,000	5,000	5,000	5,000	5,000	5,000
<b>Total Expenses</b>		<b>\$ 1,236,511</b>	<b>\$ 1,305,355</b>	<b>\$ 1,312,589</b>	<b>\$ 1,355,880</b>	<b>\$ 1,398,689</b>	<b>\$ 1,443,087</b>



**Regional District of Okanagan-Similkameen  
2025-2029 Operational Financial Plan  
Unsightly/Untidy Premises - Areas "D" & "I" - 2600**

BL 2325, 2004 - No Tax Limit

		2024 Budget	2025 Budget	2026 Budget	2027 Budget	2028 Budget	2029 Budget
<b>No Tax Limit</b>		<b>No Tax Limit</b>	<b>No Tax Limit</b>	<b>No Tax Limit</b>	<b>No Tax Limit</b>	<b>No Tax Limit</b>	<b>No Tax Limit</b>
	<b>Revenue</b>	1.67%	2.52%	3.47%	3.47%	3.47%	2.98%
	Tax requisition	62,077	63,640	65,849	68,136	70,502	72,601
	<b>Total Revenue</b>	\$ 62,077	\$ 63,640	\$ 65,849	\$ 68,136	\$ 70,502	\$ 72,601
	<b>Expense</b>						
	Administration charge	2,220	2,222	2,299	2,379	2,462	2,535
	Bylaw enforcement	58,857	60,918	63,050	65,257	67,540	69,566
	Contract services	1,000	500	500	500	500	500
	<b>Total Expenses</b>	\$ 62,077	\$ 63,640	\$ 65,849	\$ 68,136	\$ 70,502	\$ 72,601



**Regional District of Okanagan-Similkameen  
2025-2029 Operational Financial Plan  
Unightly/Untidy Premises - Area "E" - 2610**

BL 2390, 2006 - No Tax Limit

		2024 Budget	2025 Budget	2026 Budget	2027 Budget	2028 Budget	2029 Budget
<b>No Tax Limit</b>		<b>No Tax Limit</b>	<b>No Tax Limit</b>	<b>No Tax Limit</b>	<b>No Tax Limit</b>	<b>No Tax Limit</b>	<b>No Tax Limit</b>
	<b>Revenue</b>	7.53%	0.41%	3.41%	3.40%	3.41%	2.92%
	Tax requisition	18,478	18,553	19,185	19,838	20,514	21,113
	<b>Total Revenue</b>	\$ 18,478	\$ 18,553	\$ 19,185	\$ 19,838	\$ 20,514	\$ 21,113
	<b>Expense</b>						
	Administration charge	661	648	670	693	716	737
	Bylaw enforcement	16,817	17,405	18,015	18,645	19,298	19,876
	Contract services	1,000	500	500	500	500	500
	<b>Total Expenses</b>	\$ 18,478	\$ 18,553	\$ 19,185	\$ 19,838	\$ 20,514	\$ 21,113



**Regional District of Okanagan-Similkameen  
2025-2029 Operational Financial Plan  
Unsightly/Untidy Premises - Area "C" - 2620**

BL 2392, 2007 - No Tax Limit

		2024 Budget	2025 Budget	2026 Budget	2027 Budget	2028 Budget	2029 Budget
<b>No Tax Limit</b>		<b>No Tax Limit</b>	<b>No Tax Limit</b>	<b>No Tax Limit</b>	<b>No Tax Limit</b>	<b>No Tax Limit</b>	<b>No Tax Limit</b>
	<b>Revenue</b>	-17.73%	0.98%	3.42%	3.42%	3.42%	2.94%
	Tax requisition	22,838	23,062	23,852	24,668	25,513	26,263
	<b>Total Revenue</b>	<b>\$ 22,838</b>	<b>\$ 23,062</b>	<b>\$ 23,852</b>	<b>\$ 24,668</b>	<b>\$ 25,513</b>	<b>\$ 26,263</b>
	<b>Expense</b>						
	Administration charge	817	805	833	861	891	917
	Bylaw enforcement	21,021	21,757	22,519	23,307	24,122	24,846
	Contract services	1,000	500	500	500	500	500
	<b>Total Expenses</b>	<b>\$ 22,838</b>	<b>\$ 23,062</b>	<b>\$ 23,852</b>	<b>\$ 24,668</b>	<b>\$ 25,513</b>	<b>\$ 26,263</b>



**Regional District of Okanagan-Similkameen  
2025-2029 Operational Financial Plan  
Unightly/Untidy Premises - Area "F" - 2630**

BL 2437, 2008 No Tax Limit

		2024 Budget	2025 Budget	2026 Budget	2027 Budget	2028 Budget	2029 Budget
<b>No Tax Limit</b>		<b>No Tax Limit</b>	<b>No Tax Limit</b>	<b>No Tax Limit</b>	<b>No Tax Limit</b>	<b>No Tax Limit</b>	<b>No Tax Limit</b>
	<b>Revenue</b>	3.77%	-2.27%	3.30%	3.31%	3.33%	2.85%
	Tax requisition	9,757	9,536	9,851	10,177	10,516	10,816
	<b>Total Revenue</b>	<u>\$ 9,757</u>	<u>\$ 9,536</u>	<u>\$ 9,851</u>	<u>\$ 10,177</u>	<u>\$ 10,516</u>	<u>\$ 10,816</u>
	<b>Expense</b>						
	Administration charge	349	333	344	355	367	378
	Bylaw enforcement	8,408	8,703	9,007	9,322	9,649	9,938
	Contract services	1,000	500	500	500	500	500
	<b>Total Expenses</b>	<u>\$ 9,757</u>	<u>\$ 9,536</u>	<u>\$ 9,851</u>	<u>\$ 10,177</u>	<u>\$ 10,516</u>	<u>\$ 10,816</u>



**Regional District of Okanagan-Similkameen  
2025-2029 Operational Financial Plan  
Unsightly/Untidy Premises - Area "G" - 2640**

BL 2520, 2010 - No Tax Limit

		2024 Budget	2025 Budget	2026 Budget	2027 Budget	2028 Budget	2029 Budget
<b>No Tax Limit</b>		<b>No Tax Limit</b>	<b>No Tax Limit</b>	<b>No Tax Limit</b>	<b>No Tax Limit</b>	<b>No Tax Limit</b>	<b>No Tax Limit</b>
	<b>Revenue</b>	0.83%	-2.40%	3.29%	3.31%	3.32%	2.85%
	Tax requisition	9,525	9,296	9,602	9,920	10,250	10,542
	<b>Total Revenue</b>	<b>\$ 9,525</b>	<b>\$ 9,296</b>	<b>\$ 9,602</b>	<b>\$ 9,920</b>	<b>\$ 10,250</b>	<b>\$ 10,542</b>
	<b>Expense</b>						
	Administration charge	341	325	335	346	358	368
	Bylaw enforcement	8,184	8,471	8,767	9,074	9,392	9,674
	Contract services	1,000	500	500	500	500	500
	<b>Total Expenses</b>	<b>\$ 9,525</b>	<b>\$ 9,296</b>	<b>\$ 9,602</b>	<b>\$ 9,920</b>	<b>\$ 10,250</b>	<b>\$ 10,542</b>





**Regional District of Okanagan-Similkameen  
2025-2029 Operational Financial Plan  
Unsightly/Untidy Premises - Area "H" - 2650**

BL 2636, 2013 - No Tax limit

		2024 Budget	2025 Budget	2026 Budget	2027 Budget	2028 Budget	2029 Budget
<b>No Tax Limit</b>		<b>No Tax Limit</b>	<b>No Tax Limit</b>	<b>No Tax Limit</b>	<b>No Tax Limit</b>	<b>No Tax Limit</b>	<b>No Tax Limit</b>
	<b>Revenue</b>	-21.48%	1.65%	3.45%	3.44%	3.45%	2.96%
	Tax requisition	31,558	32,079	33,185	34,328	35,511	36,562
	<b>Total Revenue</b>	<u>\$ 31,558</u>	<u>\$ 32,079</u>	<u>\$ 33,185</u>	<u>\$ 34,328</u>	<u>\$ 35,511</u>	<u>\$ 36,562</u>
	<b>Expense</b>						
	Administration charge	1,129	1,120	1,159	1,199	1,240	1,277
	Bylaw enforcement	29,430	30,459	31,526	32,629	33,771	34,785
	Contract services	1,000	500	500	500	500	500
	<b>Total Expenses</b>	<u>\$ 31,558</u>	<u>\$ 32,079</u>	<u>\$ 33,185</u>	<u>\$ 34,328</u>	<u>\$ 35,511</u>	<u>\$ 36,562</u>



**Regional District of Okanagan-Similkameen  
2025-2029 Operational Financial Plan  
Noise Bylaws Areas "D", "F", "I" - 2700**

BL 1436 / BL 1129 -

		2024 Budget	2025 Budget	2026 Budget	2027 Budget	2028 Budget	2029 Budget	
\$		191,083	COMPLIANT	COMPLIANT	COMPLIANT	COMPLIANT	COMPLIANT	
	<b>Revenue</b>		-2.62%	-0.52%	3.37%	3.37%	3.38%	2.90%
	Tax requisition - Area "D", "F", "I"	28,235	28,089	29,036	30,015	31,029	31,930	
	<b>Total Revenue</b>	\$ 28,235	\$ 28,089	\$ 29,036	\$ 30,015	\$ 31,029	\$ 31,930	
	<b>Expense</b>							
	Salaries & wages	-	-	-	-	-	-	
	Administration charge	1,010	981	1,014	1,048	1,083	1,115	
	Bylaw enforcement	25,225	26,108	27,022	27,967	28,946	29,815	
	Contract services	2,000	1,000	1,000	1,000	1,000	1,000	
	<b>Total Expenses</b>	\$ 28,235	\$ 28,089	\$ 29,036	\$ 30,015	\$ 31,029	\$ 31,930	



**Regional District of Okanagan-Similkameen  
2025-2029 Operational Financial Plan  
Noise Bylaws Area "E" - 2710**

BL2385, 2006 - No Tax Limit

		2024 Budget	2025 Budget	2026 Budget	2027 Budget	2028 Budget	2029 Budget
<b>No Tax Limit</b>		<b>No Tax Limit</b>	<b>No Tax Limit</b>	<b>No Tax Limit</b>	<b>No Tax Limit</b>	<b>No Tax Limit</b>	<b>No Tax Limit</b>
	<b>Revenue</b>	-1.91%	-2.27%	3.30%	3.31%	3.33%	2.86%
	Tax requisition	9,757	9,536	9,851	10,177	10,516	10,817
	<b>Total Revenue</b>	<u>\$ 9,757</u>	<u>\$ 9,536</u>	<u>\$ 9,851</u>	<u>\$ 10,177</u>	<u>\$ 10,516</u>	<u>\$ 10,817</u>
	<b>Expense</b>						
	Administration charge	349	333	344	355	367	378
	Bylaw enforcement	8,408	8,703	9,007	9,322	9,649	9,939
	Contract services	1,000	500	500	500	500	500
	<b>Total Expenses</b>	<u>\$ 9,757</u>	<u>\$ 9,536</u>	<u>\$ 9,851</u>	<u>\$ 10,177</u>	<u>\$ 10,516</u>	<u>\$ 10,817</u>



**Regional District of Okanagan-Similkameen  
2025-2029 Operational Financial Plan  
Noise Bylaws Area "C" - 2720**

BL 2396, 2007 - No Tax Limit

		2024 Budget	2025 Budget	2026 Budget	2027 Budget	2028 Budget	2029 Budget
<b>No Tax Limit</b>		<b>No Tax Limit</b>	<b>No Tax Limit</b>	<b>No Tax Limit</b>	<b>No Tax Limit</b>	<b>No Tax Limit</b>	<b>No Tax Limit</b>
	<b>Revenue</b>	<b>0.22%</b>	<b>-2.27%</b>	<b>3.30%</b>	<b>3.31%</b>	<b>3.33%</b>	<b>2.86%</b>
	Tax requisition	9,757	9,536	9,851	10,177	10,516	10,817
	<b>Total Revenue</b>	<b>\$ 9,757</b>	<b>\$ 9,536</b>	<b>\$ 9,851</b>	<b>\$ 10,177</b>	<b>\$ 10,516</b>	<b>\$ 10,817</b>
	<b>Expense</b>						
	Administration charge	349	333	344	355	367	378
	Bylaw enforcement	8,408	8,703	9,007	9,322	9,649	9,939
	Contract services	1,000	500	500	500	500	500
	<b>Total Expenses</b>	<b>\$ 9,757</b>	<b>\$ 9,536</b>	<b>\$ 9,851</b>	<b>\$ 10,177</b>	<b>\$ 10,516</b>	<b>\$ 10,817</b>



**Regional District of Okanagan-Similkameen**  
**2025-2029 Operational Financial Plan**  
**Noise Bylaw - Area "H" - 2730**

BL 2067 - Bylaw Repealed

		2024 Budget	2025 Budget	2026 Budget	2027 Budget	2028 Budget	2029 Budget
<b>No Tax Limit</b>		<b>No Tax Limit</b>	<b>No Tax Limit</b>	<b>No Tax Limit</b>	<b>No Tax Limit</b>	<b>No Tax Limit</b>	<b>No Tax Limit</b>
	<b>Revenue</b>	0.00%	0.00%	0.00%	0.00%	0.00%	#DIV/0!
	Tax requisition	-	-	-	-	-	-
	<b>Total Revenue</b>	\$ -	\$ -	\$ -	\$ -	\$ -	\$ -
	<b>Expense</b>						
	Administration charge	-	-	-	-	-	-
	Bylaw enforcement	-	-	-	-	-	-
	Contract services	-	-	-	-	-	-
	Legal fees	-	-	-	-	-	-
	Transfer to reserve	-	-	-	-	-	-
	<b>Total Expenses</b>	\$ -	\$ -	\$ -	\$ -	\$ -	\$ -



**Regional District of Okanagan-Similkameen  
2025-2029 Operational Financial Plan  
Refuse Disposal- Oliver & Area "C" - 3000**

BI 1695, 1996 - Max Levy

	2024 Budget	2025 Budget	2026 Budget	2027 Budget	2028 Budget	2029 Budget
<b>\$</b>	<b>160,000</b>					
<b>Revenue</b>	<b>Compliant</b>	<b>REVIEW REQUIRED</b>	<b>REVIEW REQUIRED</b>	<b>REVIEW REQUIRED</b>	<b>REVIEW REQUIRED</b>	<b>REVIEW REQUIRED</b>
	3.92%	31.40%	3.96%	4.22%	4.12%	4.53%
	0.18%	2.00%	2.00%	2.00%	2.00%	2.00%
<b>Fees - Refuse Disposal</b>						
Tax requisition	123,186	161,872	168,287	175,396	182,627	190,893
Agreement - Osoyoos Indian Band	2,920	2,920	2,920	2,920	2,920	2,920
Fees - refuse disposal	1,130,600	1,153,212	1,176,276	1,199,802	1,223,798	1,248,274
Fees - compost	1,000	5,000	15,000	20,000	20,000	20,000
Scrap metal recycling	75,000	100,000	102,000	104,040	106,121	108,243
MMBC revenue	3,000	3,000	3,090	3,183	3,278	3,376
Transfer from operating reserve	113,000	25,997	27,073	27,928	28,744	29,577
Miscellaneous revenue	-	1,500	1,545	1,591	1,639	1,688
<b>Total Revenue</b>	<b>\$ 1,448,706</b>	<b>\$ 1,453,501</b>	<b>\$ 1,496,191</b>	<b>\$ 1,534,860</b>	<b>\$ 1,569,127</b>	<b>\$ 1,604,971</b>
<b>Expense</b>						
Salaries & wages	417,980	415,629	433,203	447,213	460,469	474,125
Salaries & wages	1,393	37,373	38,774	41,531	48,750	95,479
Administration charge	60,029	60,766	62,694	64,671	66,903	71,565
IT support costs	3,348	3,448	3,551	3,658	3,768	3,843
Equipment maintenance	30,000	100,000	103,000	106,090	109,273	112,551
Operations	120,000	80,000	82,400	84,872	87,418	90,041
Operations - composting	30,000	31,050	31,982	32,941	33,929	34,947
Consultants	50,000	10,000	10,200	10,404	10,612	10,824
Contract services - operations	5,000	5,175	5,330	5,490	5,655	5,825
Contract services - recycling	40,000	41,400	42,435	43,496	44,583	45,698
Contract services - wood waste	120,000	118,849	121,753	124,769	127,860	131,027
Contract services - E waste	15,000	15,525	15,913	16,311	16,719	17,137
Education & training	5,000	5,175	5,330	5,490	5,655	5,825
Membership & dues	2,000	2,070	2,132	2,196	2,262	2,330
Environmental control	7,700	7,970	8,209	8,455	8,709	8,970
Environmental monitoring	3,800	8,000	8,240	8,487	8,742	9,004
Depreciation - replacement equipment	80,000	-	-	-	-	-
Insurance - property	160	160	163	167	173	180
Insurance - liability	4,601	4,601	4,700	4,800	4,968	5,200
Insurance - vehicle	191	191	198	205	212	250
Insurance - environmental	10,577	10,577	10,947	11,330	11,727	12,000
Supplies	1,077	1,077	1,109	1,142	1,176	1,211
Advertising - public education	1,350	1,350	1,391	1,433	1,476	1,520
Travel / leasing	69,000	71,415	73,557	75,764	78,037	80,378
Utilities	13,000	16,000	13,859	14,275	14,703	15,144
Utilities - compost electric & water	20,000	20,700	21,321	21,961	22,620	23,299
Transfer to capital reserve	316,000	267,003	255,524	256,921	253,095	243,567
Transfer to capital reserve	-	25,997	43,636	43,431	39,481	0
Transfer to vehicle replacement reserve	-	80,000	82,400	84,872	87,418	90,041
Transfer to operating reserve	21,500	12,000	12,240	12,485	12,735	12,990
<b>Total Expenses</b>	<b>\$ 1,448,706</b>	<b>\$ 1,453,501</b>	<b>\$ 1,496,191</b>	<b>\$ 1,534,860</b>	<b>\$ 1,569,127</b>	<b>\$ 1,604,971</b>



**Regional District of Okanagan-Similkameen  
2025-2029 Operational Financial Plan  
Refuse Disposal - Area "H" - 3100**

RG 735, H717, 1905.02, 2007 - Assessment

		2024 Budget	2025 Budget	2026 Budget	2027 Budget	2028 Budget	2029 Budget
\$		564,299					
	<b>Revenue</b>	<b>Compliant</b>	<b>Compliant</b>	<b>Compliant</b>	<b>Compliant</b>	<b>Compliant</b>	<b>Compliant</b>
		0.24%	0.67%	0.05%	0.04%	0.04%	0.05%
Tax requisition		205,629	207,009	207,108	207,200	207,293	207,387
<b>Total Revenue</b>		<b>\$ 205,629</b>	<b>\$ 207,009</b>	<b>\$ 207,108</b>	<b>\$ 207,200</b>	<b>\$ 207,293</b>	<b>\$ 207,387</b>
	<b>Expense</b>						
Salaries & wages		940	2,482	2,577	2,665	2,753	2,843
Administration charge		9,689	9,527	9,531	9,535	9,540	9,544
Contracts - Princeton		195,000	195,000	195,000	195,000	195,000	195,000
<b>Total Expenses</b>		<b>\$ 205,629</b>	<b>\$ 207,009</b>	<b>\$ 207,108</b>	<b>\$ 207,200</b>	<b>\$ 207,293</b>	<b>\$ 207,387</b>



**Regional District of Okanagan-Similkameen**  
**2025-2029 Operational Financial Plan**  
**Refuse Disposal - Area "A" - 3200**

BL 106, 1970 - No Tax Limit

		2024 Budget	2025 Budget	2026 Budget	2027 Budget	2028 Budget	2029 Budget
<b>No Tax Limit</b>		<b>No Tax Limit</b>	<b>No Tax Limit</b>	<b>No Tax Limit</b>	<b>No Tax Limit</b>	<b>No Tax Limit</b>	<b>No Tax Limit</b>
	<b>Revenue</b>	0.00%	0.00%	0.00%	0.00%	0.00%	#DIV/0!
	Tax requisition	-	-	-	-	-	-
	<b>Total Revenue</b>	\$ -	\$ -	\$ -	\$ -	\$ -	\$ -
	<b>Expense</b>						
	Administration charge	-	-	-	-	-	-
	Wood chipping	-	-	-	-	-	-
	Transfer to operating reserve	-	-	-	-	-	-
	<b>Total Expenses</b>	\$ -	\$ -	\$ -	\$ -	\$ -	\$ -





**Regional District of Okanagan-Similkameen  
2025-2029 Operational Financial Plan  
Refuse Disposal - Keremeos Areas "B" & "G" - 3400**

RG735, B716, G716, BL1777, 1997 - Improvements Only

	2024 Budget	2025 Budget	2026 Budget	2027 Budget	2028 Budget	2029 Budget
<b>\$</b>	<b>1,120,262</b>					
<b>Revenue</b>	<b>Compliant</b>	<b>Compliant</b>	<b>Compliant</b>	<b>Compliant</b>	<b>Compliant</b>	<b>Compliant</b>
	12.68%	8.46%	4.49%	8.65%	2.66%	2.22%
	0.00%	0.00%	2.00%	2.00%	2.00%	2.00%
Tax requisition	293,436	318,268	332,565	361,320	370,939	379,171
Fees - refuse disposal	90,000	90,000	91,800	93,636	95,509	97,419
Scrap metal recycling	30,000	70,000	71,400	72,828	74,285	75,771
Transfer from reserve	62,000	-	-	-	-	-
Transfer from operating reserve	-	10,000	5,000	5,000	-	2,000
Miscellaneous revenue	1,200	1,200	1,224	1,248	1,273	1,298
<b>Total Revenue</b>	<b>\$ 476,636</b>	<b>\$ 489,468</b>	<b>\$ 501,989</b>	<b>\$ 534,032</b>	<b>\$ 542,006</b>	<b>\$ 555,659</b>
<b>Expense</b>						
Salaries & wages	126,084	104,012	108,336	111,826	115,099	118,465
Salaries & wages	604	20,827	21,608	22,256	22,924	39,313
Administration charge	22,188	22,387	22,961	23,496	24,028	25,330
Operations	19,200	17,000	17,340	17,687	18,041	18,402
Tipping fees	74,309	76,910	78,448	80,017	81,617	83,249
Consultants	30,000	1,719	1,678	1,667	1,655	1,640
Contract services - operations	55,000	45,000	45,900	46,818	47,754	48,709
Contract services - recycling	25,000	32,500	33,150	33,813	34,489	35,179
Contract services - transfer station contractor	70,000	72,450	73,899	75,377	76,885	78,423
Contract services - wood waste chipping	30,000	55,000	56,100	57,222	58,366	59,533
Education & training	-	1,000	1,020	1,040	1,061	1,082
Membership & dues	-	250	255	260	265	270
Environmental control	3,500	3,623	3,695	3,769	3,844	3,921
Environmental monitoring	4,000	20,000	20,400	20,808	21,224	21,648
Depreciation	5,751	-	-	-	-	-
Insurance - property	600	621	643	665	689	700
Insurance - liability	1,500	1,553	1,607	1,663	1,721	1,800
Insurance - environmental	2,700	2,795	2,892	2,994	3,098	3,200
Advertising - public education	600	621	633	646	659	672
Travel / leasing	2,100	2,200	2,244	2,289	2,335	2,382
Utilities	3,500	6,000	6,120	6,242	6,367	6,494
Transfer to vehicle replacement reserve	-	3,000	3,060	3,121	3,183	3,247
Transfer to operating reserve	-	-	-	20,356	16,702	2,000
<b>Total Expenses</b>	<b>\$ 476,636</b>	<b>\$ 489,468</b>	<b>\$ 501,989</b>	<b>\$ 534,032</b>	<b>\$ 542,006</b>	<b>\$ 555,659</b>



**Regional District of Okanagan-Similkameen  
2025-2029 Operational Financial Plan  
Refuse Disposal - Penticton/D3 - 3500**

BL 1104 - Max \$600,000

	2024 Budget	2025 Budget	2026 Budget	2027 Budget	2028 Budget	2029 Budget	
<b>\$</b>	<b>600,000</b>	<b>User Fees</b>	<b>User Fees</b>	<b>User Fees</b>	<b>User Fees</b>	<b>User Fees</b>	
<b>Revenue</b>		<b>-0.95%</b>	<b>6.43%</b>	<b>41.10%</b>	<b>3.75%</b>	<b>3.37%</b>	<b>2.69%</b>
Fees - refuse disposal	3,432,980	3,653,602	5,155,153	5,348,654	5,528,972	5,677,944	
Refuse disposal - Okanagan Falls	506,414	524,138	534,621	545,313	556,219	567,343	
Gypsum disposal fees	111,191	81,446	83,075	84,737	86,432	88,161	
Organic disposal fees	239,996	284,340	290,027	295,828	301,745	307,780	
Scrap metal recycling	160,000	161,000	162,610	164,236	165,878	167,536	
MMBC revenue	47,000	47,000	47,000	47,000	47,000	47,000	
Recycling depot revenue	8,732	9,038	9,219	9,403	9,591	9,783	
Transfer from reserve	174,000	-	-	-	-	-	
Transfer from operating reserve	292,323	1,000	1,000	1,000	1,000	1,000	
Miscellaneous revenue	44,666	46,229	47,154	48,097	49,059	50,040	
<b>Total Revenue</b>	<b>\$ 5,017,302</b>	<b>\$ 4,807,793</b>	<b>\$ 6,329,859</b>	<b>\$ 6,544,268</b>	<b>\$ 6,745,896</b>	<b>\$ 6,916,587</b>	
<b>Expense</b>							
Salaries & wages	771,227	835,811	870,713	898,872	925,443	952,767	
Salaries & wages	8,830	83,130	486,247	498,834	518,611	526,990	
Part time wages	82,000	84,870	87,840	90,915	94,097	95,000	
Administration charge	238,457	250,335	322,333	331,279	341,245	350,804	
IT support costs	10,198	10,503	10,817	11,143	11,478	11,708	
Operations - CML	120,000	125,000	789,250	809,613	828,703	851,934	
Operations - OKFL	25,000	25,875	26,393	26,921	27,459	28,008	
Consultants - CML	-	18,000	18,360	18,727	19,101	19,483	
Consultants - OKFL	-	8,000	8,160	8,323	8,489	8,659	
Contract services - OKFL	556,200	559,969	576,651	593,950	611,769	630,122	
Contract services - CML	844,600	874,161	900,386	927,398	955,220	983,877	
Contract services - recycling	175,000	181,125	186,559	192,156	197,921	203,859	
Contract services - recycling - other ar	20,000	20,700	21,321	21,961	22,620	23,299	
Contract services - wood waste chipping - CML	550,000	569,250	586,328	603,918	622,036	640,697	
Contract services - wood waste chipping - OKFL	90,000	93,150	95,945	98,823	101,788	104,842	
Concrete crushing	90,000	93,150	96,410	99,784	103,276	106,891	
HHW disposal contractor	85,000	87,975	91,054	94,241	97,539	100,953	
Education & training	3,700	3,830	3,964	4,103	4,247	4,396	
Education & training	761	788	815	844	873	939	
Environmental control - CML	22,500	23,288	23,987	24,707	25,448	26,211	
Environmental control - OKFL	2,100	2,174	2,239	2,306	2,375	2,446	
Environmental monitoring - CML	49,000	50,715	52,236	53,803	55,417	57,080	
Environmental monitoring - OKFL	13,000	25,000	25,750	26,523	27,319	28,139	
Depreciation	12,987	-	-	-	-	-	
Insurance - property	6,643	6,876	7,116	7,365	7,623	8,000	
Insurance - liability	16,258	16,827	17,416	18,026	18,656	19,000	
Insurance - environmental	33,000	34,155	35,350	36,588	37,868	38,500	
Legal fees - CML	5,000	15,000	15,000	5,544	5,738	6,000	
Legal fees - OKFL	1,000	1,035	1,066	1,098	1,131	1,165	
Supplies	2,500	2,588	2,666	2,746	2,828	2,913	
Advertising - public education - CML	10,000	10,350	10,661	10,981	11,310	11,649	
Advertising - public education - OKFL	610	631	650	670	690	711	
Travel / leasing - CML	31,000	39,750	40,943	42,172	43,437	44,740	
Travel / leasing - OKFL	200	4,000	2,060	2,122	2,186	2,252	
Utilities - CML	44,414	45,968	47,347	48,767	50,230	51,737	
Utilities - OKFL	3,100	3,209	3,305	3,404	3,506	3,611	
Landfill lease	185,000	194,641	200,480	206,494	212,689	219,070	
Transfer to closure reserve - CML	72,000	72,260	73,705	75,179	76,683	78,216	
Transfer to closure reserve - OKFL	2,688	-	-	-	-	-	
Transfer to vehicle replacement reserve	-	13,442	13,711	13,985	14,265	14,550	
Transfer to capital reserve - CML	208,329	84,010	335,923	322,469	339,798	332,646	
Transfer to capital reserve	-	132,752	133,132	156,732	149,777	155,785	
Transfer to capital reserves - OKFL	100,000	103,500	105,570	107,681	109,835	112,032	
Transfer to operating reserve	525,000	-	-	43,101	55,172	54,906	
<b>Total Expenses</b>	<b>\$ 5,017,302</b>	<b>\$ 4,807,793</b>	<b>\$ 6,329,859</b>	<b>\$ 6,544,268</b>	<b>\$ 6,745,896</b>	<b>\$ 6,916,587</b>	



**Regional District of Okanagan-Similkameen  
2025-2029 Operational Financial Plan  
Recycling / Garbage - Area "A" - 3520**

	2024 Budget	2025 Budget	2026 Budget	2027 Budget	2028 Budget	2029 Budget
<b>User Fee</b>	<b>User Fee</b>	<b>User Fee</b>	<b>User Fee</b>	<b>User Fee</b>	<b>User Fee</b>	<b>User Fee</b>
<b>Revenue</b>	<b>6.95%</b>	<b>37.41%</b>	<b>27.71%</b>	<b>2.45%</b>		
MMBC revenue	41,000	44,000	44,000	44,000	44,000	44,000
Curbside user fees	153,193	210,507	268,847	275,430	283,993	292,841
Cart change out fees	-	1,932	1,932	1,932	1,932	1,932
Tag a bag sticker revenue	20	50	50	50	50	50
Transfer from operating reserve	-	100	100	100	100	100
<b>Total Revenue</b>	<b>\$ 194,213</b>	<b>\$ 256,589</b>	<b>\$ 314,929</b>	<b>\$ 321,512</b>	<b>\$ 330,075</b>	<b>\$ 338,923</b>
<b>Expense</b>						
Salaries & wages	21,571	14,283	14,878	15,363	15,834	16,318
Salaries & wages	-	1,512	1,569	(123)	(125)	(127)
<b>Administration charge</b>	<b>9,151</b>	<b>11,758</b>	<b>14,442</b>	<b>14,745</b>	<b>15,139</b>	<b>15,547</b>
Tipping fees	49,632	49,632	50,128	50,629	51,135	51,646
Contract services - recycling	35,500	53,107	69,876	71,972	74,131	76,355
Contract services - garbage	76,000	110,124	141,344	145,584	149,952	154,450
Contract services - cart change out & maintenance	-	3,863	3,979	4,099	4,222	4,348
Contract services - bulky item (1 event)	-	2,426	4,079	4,202	4,328	4,457
Contract services - unlimited yard waste (4 events)	-	4,357	8,976	9,246	9,523	9,809
Contract services - extra December recycle (1 event)	-	1,969	2,028	2,089	2,152	2,283
Education & training	385	570	581	593	605	617
Insurance - liability	774	801	829	858	888	906
Supplies - recycling / tag a bag	-	30	30	30	30	30
Advertising - public education	800	829	857	887	918	937
Travel / leasing	400	228	233	238	243	248
Transfer to operating reserve	-	1,100	1,100	1,100	1,100	1,100
<b>Total Expenses</b>	<b>\$ 194,213</b>	<b>\$ 256,589</b>	<b>\$ 314,929</b>	<b>\$ 321,512</b>	<b>\$ 330,075</b>	<b>\$ 338,923</b>



**Regional District of Okanagan-Similkameen  
2025-2029 Operational Financial Plan  
Recycling / Garbage - Area "B" - 3530**

		2024 Budget	2025 Budget	2026 Budget	2027 Budget	2028 Budget	2029 Budget
User Fee		User Fee	User Fee	User Fee	User Fee	User Fee	User Fee
	<b>Revenue</b>	<b>7.63%</b>	<b>42.94%</b>	<b>28.74%</b>	<b>3.05%</b>	<b>3.04%</b>	<b>3.03%</b>
MMBC revenue		20,000	21,000	21,000	21,000	21,000	21,000
Curbside user fees		73,705	105,354	135,636	139,770	144,017	148,383
Cart change out fees		-	910	910	910	910	910
Tag a bag sticker revenue		100	200	200	200	200	200
Transfer from operating reserve		3,000	100	100	100	100	100
<b>Total Revenue</b>		<b>\$ 96,805</b>	<b>\$ 127,564</b>	<b>\$ 157,846</b>	<b>\$ 161,980</b>	<b>\$ 166,227</b>	<b>\$ 170,593</b>
	<b>Expense</b>						
Salaries & wages		7,961	4,969	5,172	5,343	5,511	5,684
Salaries & wages		-	1,512	1,569	1,616	1,664	1,714
Administration charge		3,458	4,416	5,473	5,617	5,766	5,918
Tipping fees		23,608	24,434	24,678	24,925	25,174	25,426
Contract services - recycling		16,600	24,924	33,067	34,058	35,081	36,133
Contract services - garbage		43,155	57,956	75,114	77,367	79,689	82,079
Contract services - cart change out & maintenance		-	1,821	1,821	1,821	1,821	1,821
Contract services - bulky item (1 event)		-	1,729	2,907	2,994	3,084	3,176
Contract services - unlimited yard waste (4 events)		-	2,053	4,230	4,357	4,487	4,621
Contract services - extra December recycle (1 event)		-	991	1,021	1,052	1,083	1,116
Education & training		204	248	253	258	263	268
Insurance - liability		402	416	428	441	454	468
Supplies - recycling / tag a bag		176	100	100	100	100	100
Advertising - public education		769	796	812	828	845	862
Travel / leasing		359	99	101	103	105	107
Transfer to operating reserve		113	1,100	1,100	1,100	1,100	1,100
<b>Total Expenses</b>		<b>\$ 96,805</b>	<b>\$ 127,564</b>	<b>\$ 157,846</b>	<b>\$ 161,980</b>	<b>\$ 166,227</b>	<b>\$ 170,593</b>



**Regional District of Okanagan-Similkameen  
2025-2029 Operational Financial Plan  
Recycling / Garbage - Area "C" - 3540**

		2024 Budget	2025 Budget	2026 Budget	2027 Budget	2028 Budget	2029 Budget
User Fee		User Fee	User Fee	User Fee	User Fee	User Fee	User Fee
	<b>Revenue</b>	<b>8.91%</b>	<b>34.61%</b>	<b>28.06%</b>	<b>2.65%</b>	<b>3.07%</b>	<b>3.07%</b>
MMBC revenue		61,000	63,000	63,000	63,000	63,000	63,000
Curbside user fees		238,931	321,618	411,860	422,756	435,735	449,091
Cart change out fees		-	2,714	2,714	2,714	2,714	2,714
Tag a bag sticker revenue		1,350	600	600	600	600	600
Transfer from operating reserve		-	100	100	100	100	100
<b>Total Revenue</b>		<b>\$ 301,281</b>	<b>\$ 388,032</b>	<b>\$ 478,274</b>	<b>\$ 489,170</b>	<b>\$ 502,149</b>	<b>\$ 515,505</b>
	<b>Expense</b>						
Salaries & wages		25,967	15,515	16,156	16,686	17,199	17,729
Salaries & wages		-	1,512	1,569	(123)	(125)	(127)
Administration charge		10,774	13,496	16,647	17,028	17,481	17,947
Tipping fees		67,466	69,827	70,525	71,230	71,942	72,661
Contract services - recycling		57,374	86,108	114,220	117,646	121,176	124,811
Contract services - garbage		132,220	176,672	225,208	231,964	238,923	246,091
Contract services - cart change out & maintenance		-	5,431	5,431	5,431	5,431	5,431
Contract services - bulky item (1 event)		-	3,408	5,731	5,903	6,080	6,263
Contract services - unlimited yard waste (4 events)		-	6,122	12,612	12,990	13,380	13,782
Contract services - extra December recycle (1 event)		-	3,423	3,526	3,631	3,740	3,853
Education & training		2,872	740	755	770	785	801
Insurance - liability		1,457	1,508	1,553	1,600	1,648	1,697
Supplies - recycling / tag a bag		520	300	300	300	300	300
Advertising - public education		2,100	2,174	2,239	2,306	2,375	2,446
Travel / leasing		531	296	302	308	314	320
Transfer to operating reserve		-	1,500	1,500	1,500	1,500	1,500
<b>Total Expenses</b>		<b>\$ 301,281</b>	<b>\$ 388,032</b>	<b>\$ 478,274</b>	<b>\$ 489,170</b>	<b>\$ 502,149</b>	<b>\$ 515,505</b>



**Regional District of Okanagan-Similkameen  
2025-2029 Operational Financial Plan  
Recycling / Garbage - Areas "D", "E", "F", "I" - 3550**

		2024 Budget	2025 Budget	2026 Budget	2027 Budget	2028 Budget	2029 Budget
<b>User Fee</b>		<b>User Fee</b>	<b>User Fee</b>	<b>User Fee</b>	<b>User Fee</b>	<b>User Fee</b>	<b>User Fee</b>
<b>Revenue</b>		2.23%	52.45%	26.81%	2.98%	3.20%	2.74%
		-0.59%	13.26%	27.28%	2.98%	3.20%	2.74%
MMBC revenue		120,500	126,500	126,500	126,500	126,500	126,500
Cart change out fees		-	4,907	4,907	4,907	4,907	4,907
Curbside user fees - rural		405,655	618,434	784,251	807,646	833,465	856,336
Curbside user fees - Red Wing		55,481	62,840	79,985	82,369	85,001	87,330
Tag a bag sticker revenue		500	700	700	700	700	700
Transfer from operating reserve		24,366	(0)	8,017	4,830	5,296	5,588
Bin debt servicing fees		-	58,381	116,761	116,761	116,761	116,761
<b>Total Revenue</b>		<b>\$ 606,502</b>	<b>\$ 871,762</b>	<b>\$ 1,121,121</b>	<b>\$ 1,143,713</b>	<b>\$ 1,172,630</b>	<b>\$ 1,198,122</b>
<b>Expense</b>							
Salaries & wages		41,915	28,344	29,516	30,486	31,426	32,391
Salaries & wages		-	1,512	1,569	(1,862)	(1,915)	(1,969)
Administration charge		28,578	37,264	46,129	47,168	48,499	49,672
Tipping fees		145,872	165,462	167,117	168,788	170,476	172,181
Contract services - recycling		93,665	146,165	193,848	199,664	205,653	211,822
Contract services - recycling - Red Wing		9,844	14,534	19,279	19,857	20,453	21,067
Contract services - garbage		252,435	338,119	438,509	451,663	465,213	479,170
Contract services - garbage - Red Wing		26,094	34,127	44,550	45,887	47,263	48,681
Contract services - bulky item (1 event)		-	6,681	11,235	11,572	11,919	12,277
Contract services - unlimited yard waste (4 events)		-	13,533	24,724	25,465	28,229	27,017
Contract services - extra December recycle (1 event)		-	6,210	6,396	6,588	6,786	6,990
Contract services - cart change out & maintenance		-	9,815	9,815	9,815	9,815	9,815
Education & training		-	1,504	1,534	1,565	1,596	1,628
Insurance - liability		2,638	2,730	2,785	2,841	2,898	2,956
Supplies - recycling / tag a bag		1,040	350	350	350	350	350
Advertising - public education		4,160	4,306	4,392	4,480	4,570	4,661
Travel / leasing		261	601	613	625	638	651
Debt interest (bins)		-	10,842	21,684	21,684	21,684	21,684
Debt principal (bins)		-	47,539	95,077	95,077	95,077	95,077
Transfer to operating reserve		-	2,124	2,000	2,000	2,000	2,000
<b>Total Expenses</b>		<b>\$ 606,502</b>	<b>\$ 871,762</b>	<b>\$ 1,121,121</b>	<b>\$ 1,143,713</b>	<b>\$ 1,172,630</b>	<b>\$ 1,198,122</b>



**Regional District of Okanagan-Similkameen  
2025-2029 Operational Financial Plan  
Recycling / Garbage - Ok Falls - 3570**

		2024 Budget	2025 Budget	2026 Budget	2027 Budget	2028 Budget	2029 Budget
User Fee		User Fee	User Fee	User Fee	User Fee	User Fee	User Fee
	<b>Revenue</b>	<b>3.28%</b>	<b>42.34%</b>	<b>25.11%</b>	<b>3.03%</b>		
MMBC revenue		77,000	80,000	80,000	80,000	80,000	80,000
Curbside user fees		257,594	366,670	458,752	472,633	486,859	501,486
Tag a bag sticker revenue		200	300	300	300	300	300
Transfer from operating reserve		4,000	4,043	8,449	5,138	5,376	5,625
Bin debt servicing fees		-	29,274	58,549	58,549	58,549	58,549
<b>Total Revenue</b>		<b>\$ 338,794</b>	<b>\$ 480,287</b>	<b>\$ 606,050</b>	<b>\$ 616,620</b>	<b>\$ 631,084</b>	<b>\$ 645,960</b>
	<b>Expense</b>						
Salaries & wages		27,745	22,263	23,189	23,948	24,682	25,437
Salaries & wages		-	1,512	1,569	(1,862)	(1,915)	(1,969)
Administration charge		15,964	20,431	25,141	25,627	26,293	26,977
Tipping fees		89,928	103,000	104,030	105,070	106,121	107,182
Contract services - recycling		53,233	83,786	111,171	114,507	117,942	121,480
Contract services - garbage		146,890	192,400	249,187	256,662	264,362	272,293
Contract services - bulky item (1 event)		-	4,349	7,314	7,532	7,758	7,991
Contract services - unlimited yard waste (4 events)		-	13,662	16,092	16,575	17,072	17,584
Contract services - extra December recycle (1 event)		-	3,309	3,409	3,511	3,616	3,725
Education & training		-	934	953	972	991	1,011
Insurance - liability		1,439	1,489	1,519	1,549	1,580	1,612
Supplies - recycling / tag a bag		730	150	150	150	150	150
Advertising - public education		2,081	2,154	2,197	2,241	2,286	2,332
Travel / leasing		784	374	381	389	397	405
Debt interest (bins)		-	5,436	10,873	10,873	10,873	10,873
Debt principal (bins)		-	23,838	47,676	47,676	47,676	47,676
Transfer to operating reserve		-	1,200	1,200	1,200	1,200	1,200
<b>Total Expenses</b>		<b>\$ 338,794</b>	<b>\$ 480,287</b>	<b>\$ 606,050</b>	<b>\$ 616,620</b>	<b>\$ 631,084</b>	<b>\$ 645,960</b>



**Regional District of Okanagan-Similkameen  
2025-2029 Operational Financial Plan  
Recycling / Garbage - Area "G" - 3580**

		2024 Budget	2025 Budget	2026 Budget	2027 Budget	2028 Budget	2029 Budget
User Fee		User Fee	User Fee	User Fee	User Fee	User Fee	User Fee
	<b>Revenue</b>	<b>7.43%</b>	<b>39.97%</b>	<b>27.42%</b>	<b>3.09%</b>	<b>3.08%</b>	<b>3.07%</b>
MMBC revenue		52,000	53,000	53,000	53,000	53,000	53,000
Curbside user fees		215,612	301,782	384,531	396,412	408,603	421,146
Cart change out fees		-	2,267	2,267	2,267	2,267	2,267
Tag a bag sticker revenue		728	400	400	400	400	400
Transfer from operating reserve		-	3,108	6,688	5,001	5,087	5,174
<b>Total Revenue</b>		<b>\$ 268,340</b>	<b>\$ 360,557</b>	<b>\$ 446,886</b>	<b>\$ 457,080</b>	<b>\$ 469,357</b>	<b>\$ 481,987</b>
	<b>Expense</b>						
Salaries & wages		21,893	14,836	15,450	15,957	16,447	16,952
Salaries & wages		-	1,512	1,569	(123)	(125)	(127)
Administration charge		12,644	16,496	20,469	20,938	21,503	22,084
Tipping fees		54,130	56,025	56,585	57,151	57,723	58,300
Contract services - recycling		53,425	81,859	108,624	111,882	115,239	118,696
Contract services - garbage		123,185	166,717	212,553	218,930	225,498	232,263
Contract services - cart change out & maintenance		-	4,549	4,549	4,549	4,549	4,549
Contract services - bulky item (1 event)		-	4,306	7,240	7,457	7,681	7,911
Contract services - unlimited yard waste (4 events)		-	5,114	10,535	10,852	11,177	11,512
Contract services - extra December recycle (1 event)		-	3,237	3,334	3,435	3,538	3,644
Education & training		-	620	632	645	658	671
Insurance - liability		1,146	1,186	1,210	1,234	1,259	1,284
Supplies - recycling / tag a bag		417	200	200	200	200	200
Advertising - public education		1,500	1,553	1,584	1,616	1,648	1,681
Travel / leasing		-	247	252	257	262	267
Transfer to operating reserve		-	2,100	2,100	2,100	2,100	2,100
<b>Total Expenses</b>		<b>\$ 268,340</b>	<b>\$ 360,557</b>	<b>\$ 446,886</b>	<b>\$ 457,080</b>	<b>\$ 469,357</b>	<b>\$ 481,987</b>





**Regional District of Okanagan-Similkameen  
2025-2029 Operational Financial Plan  
Recycling / Garbage - Keremeos - 3590**

		2024 Budget	2025 Budget	2026 Budget	2027 Budget	2028 Budget	2029 Budget
User Fee		User Fee	User Fee	User Fee	User Fee	User Fee	User Fee
	<b>Revenue</b>	<b>7.44%</b>	<b>60.66%</b>	<b>27.36%</b>	<b>2.03%</b>	<b>3.08%</b>	<b>3.01%</b>
Contract - Village of Keremeos		101,782	163,525	208,263	212,498	219,052	225,647
MMBC revenue		31,000	33,000	33,000	33,000	33,000	33,000
Cart change out fees		-	1,424	1,424	1,424	1,424	1,424
Tag a bag sticker revenue		400	250	250	250	250	250
Transfer from operating reserve		9,000	100	100	100	100	100
Bin debt servicing fees			13,669	27,337	27,337	27,337	27,337
<b>Total Revenue</b>		<b>\$ 142,182</b>	<b>\$ 211,968</b>	<b>\$ 270,374</b>	<b>\$ 274,609</b>	<b>\$ 281,163</b>	<b>\$ 287,758</b>
	<b>Expense</b>						
Salaries & wages		10,056	10,586	11,026	11,386	11,735	12,094
Salaries & wages		-	1,512	1,569	(123)	(125)	(127)
<b>Administration charge</b>		<b>5,080</b>	<b>6,898</b>	<b>8,460</b>	<b>8,608</b>	<b>8,837</b>	<b>9,067</b>
Administration charge - Keremeos		5,228	5,411	5,519	5,629	5,742	5,857
IT support costs		3,348	3,448	3,551	3,658	3,768	3,843
Tipping fees		29,279	37,000	37,370	37,744	38,121	38,502
Contract services - recycling		23,220	36,219	48,006	49,447	50,930	52,458
Contract services - garbage		63,952	83,961	108,939	112,002	115,362	118,822
Contract services - cart change out & maintenance		-	2,848	2,848	2,848	2,848	2,848
Contract services - bulky item (1 event)		-	2,704	4,546	4,683	4,823	4,968
Contract services - unlimited yard waste (4 events)		-	3,212	6,616	6,814	7,019	7,229
Contract services - extra December recycle (1 event)		-	1,440	1,483	1,427	1,573	1,620
Education & training		-	385	393	401	409	417
Insurance - liability		550	569	580	592	604	616
Supplies - recycling / tag a bag		312	125	125	125	125	125
Advertising - public education		1,040	1,076	1,098	1,120	1,142	1,165
Travel / leasing		-	155	158	161	164	167
Debt interest (bins)			2,538	5,076	5,076	5,076	5,076
Debt principal (bins)			11,131	22,261	22,261	22,261	22,261
Transfer to operating reserve		117	750	750	750	750	750
<b>Total Expenses</b>		<b>\$ 142,182</b>	<b>\$ 211,968</b>	<b>\$ 270,374</b>	<b>\$ 274,609</b>	<b>\$ 281,163</b>	<b>\$ 287,758</b>



**Regional District of Okanagan-Similkameen  
2025-2029 Operational Financial Plan  
Sewage Disposal - Ok Falls - 3800**

		2024 Budget	2025 Budget	2026 Budget	2027 Budget	2028 Budget	2029 Budget
User Fee		User Fee	User Fee	User Fee	User Fee	User Fee	User Fee
	<b>Revenue</b>	<b>12.30%</b>	<b>11.23%</b>	<b>2.76%</b>	<b>3.18%</b>	<b>4.36%</b>	<b>3.54%</b>
User fees		1,061,024	1,180,216	1,212,778	1,251,322	1,305,837	1,352,050
Connection & extension fees		3,641	5,000	5,150	5,305	5,464	5,628
New services installation fees		1,020	10,000	10,300	10,609	10,927	11,255
User fees - capital		239,365	239,365	239,365	239,365	239,365	239,365
Transfer from capital reserve		-	100	100	100	100	100
Transfer from operating reserve		-	1,000	1,000	1,000	1,000	1,000
OBWB grant - debenture		80,227	80,227	80,227	80,227	80,227	80,227
Miscellaneous revenue		1,200	10,192	10,565	10,882	11,208	11,544
<b>Total Revenue</b>		<b>\$ 1,386,477</b>	<b>\$ 1,526,100</b>	<b>\$ 1,559,485</b>	<b>\$ 1,598,810</b>	<b>\$ 1,654,128</b>	<b>\$ 1,701,169</b>
	<b>Expense</b>						
Salaries & wages		385,077	432,003	449,778	464,077	477,236	490,677
Salaries & wages		8,849	40,214	38,883	41,381	42,614	43,885
<b>Administration charge</b>		<b>57,258</b>	<b>60,519</b>	<b>62,700</b>	<b>65,167</b>	<b>67,924</b>	<b>69,809</b>
IT support costs		7,777	8,010	8,250	8,498	8,753	8,928
Operations		42,000	43,260	44,558	45,895	47,272	48,690
Sewer flushing		31,834	32,789	33,773	34,786	35,830	36,905
Maintenance & parts		122,400	112,292	121,078	133,900	153,717	158,529
Chemicals		34,000	35,020	36,071	37,153	38,268	39,416
Sludge hauling		32,700	33,681	34,691	35,732	36,804	37,908
Sludge disposal		20,800	21,424	22,067	22,729	23,411	24,113
New service installation expenses		-	7,000	7,210	7,426	7,649	7,878
Vaseux Lake monitoring		24,000	18,000	18,540	19,096	19,669	20,259
Outside lab		27,059	25,000	25,750	26,523	27,319	28,139
In-house lab		17,864	18,400	18,952	19,521	20,107	20,710
Wetland testing		7,500	3,000	3,060	3,121	3,183	3,247
Operations - health & safety		5,000	5,150	5,305	5,464	5,628	5,797
Consultants		5,000	5,150	5,305	5,464	5,628	5,797
Education & training		3,500	4,000	4,080	4,162	4,245	4,330
Insurance - property		19,510	20,095	20,497	20,907	21,325	21,752
Insurance - liability		15,752	16,303	16,629	16,962	17,301	17,647
Insurance - environmental		12,998	13,453	13,722	13,996	14,276	14,562
Legal fees		523	539	555	572	589	607
Travel / leasing		14,204	17,442	17,823	18,251	18,617	18,989
Utilities		88,000	85,000	86,700	88,434	90,203	92,007
Utilities - communications		-	6,400	6,528	6,659	6,792	6,928
Debt interest (Bylaw 2649/2528)		187,680	216,960	216,960	216,960	216,960	216,960
Debt principal (Bylaw 2649/2528)		161,192	176,456	176,456	176,456	176,456	176,456
Transfer to reserve		20,000	-	-	3,410	4,282	4,198
Transfer to reserve		-	20,084	20,911	21,590	22,248	22,863
Transfer to vehicle replacement reserve		3,500	7,456	10,300	10,609	10,927	11,255
Transfer to operating reserve		30,500	41,000	32,352	23,909	28,894	41,928
<b>Total Expenses</b>		<b>\$ 1,386,477</b>	<b>\$ 1,526,100</b>	<b>\$ 1,559,485</b>	<b>\$ 1,598,810</b>	<b>\$ 1,654,128</b>	<b>\$ 1,701,169</b>



**Regional District of Okanagan-Similkameen  
2025-2029 Operational Financial Plan  
Osoyoos Sewer Project - Area "A" - 3810**

S/A B/L 2504, 2009; P/T B/L 2642, 2014 - Maximum Levy

		2024 Budget	2025 Budget	2026 Budget	2027 Budget	2028 Budget	2029 Budget
\$		110,000					
		<b>Compliant</b>	<b>Compliant</b>	<b>Compliant</b>	<b>Compliant</b>	<b>Compliant</b>	<b>Compliant</b>
	<b>Revenue</b>						
		0.00%	-12.49%	0.00%	0.00%	0.00%	0.00%
	Parcel tax	15,600	13,652	13,652	13,652	13,652	13,652
	OBWB grant - debenture	39,438	39,438	39,438	39,438	39,438	39,438
	<b>Total Revenue</b>	\$ 55,038	\$ 53,090	\$ 53,090	\$ 53,090	\$ 53,090	\$ 53,090
	<b>Expense</b>						
	Administration charge	-	-	-	-	-	-
	Debt interest (Bylaw 2648/2508)	20,910	28,577	28,577	28,577	28,577	28,577
	Debt principal (Bylaw 2648/2508)	23,406	24,513	24,513	24,513	24,513	24,513
	Transfer to operating reserve	10,722	-	-	-	-	-
	<b>Total Expenses</b>	\$ 55,038	\$ 53,090	\$ 53,090	\$ 53,090	\$ 53,090	\$ 53,090



**Regional District of Okanagan-Similkameen  
2025-2029 Operational Financial Plan  
Gallagher Lake Sewer - 3815**

		2024 Budget	2025 Budget	2026 Budget	2027 Budget	2028 Budget	2029 Budget
<b>User Fee</b>		<b>User Fee</b>	<b>User Fee</b>	<b>User Fee</b>	<b>User Fee</b>	<b>User Fee</b>	<b>User Fee</b>
	<b>Revenue</b>	8.78%	4.75%	4.67%	4.43%	4.04%	4.04%
User fees		49,193	51,531	53,937	56,327	58,604	60,971
Transfer from operating reserve		3,500	5,500	5,500	5,500	5,500	5,500
Miscellaneous revenue		400	898	917	932	948	965
<b>Total Revenue</b>		<b>\$ 53,093</b>	<b>\$ 57,929</b>	<b>\$ 60,354</b>	<b>\$ 62,759</b>	<b>\$ 65,052</b>	<b>\$ 67,436</b>
	<b>Expense</b>						
Salaries & wages		11,486	8,488	8,831	9,117	9,390	9,613
Salaries & wages		1,827	498	517	532	548	565
Administration charge		1,863	2,014	2,094	2,174	2,256	2,340
Operations		303	314	322	330	338	346
Operations - health & safety		266	150	154	158	162	166
Contract services - OIB		34,285	44,779	46,570	48,433	50,370	52,385
Education & training		750	300	308	316	324	332
Insurance - liability		663	686	707	728	750	773
Travel / leasing		650	450	461	473	485	497
Transfer to operating reserve		1,000	250	391	498	428	419
<b>Total Expenses</b>		<b>\$ 53,093</b>	<b>\$ 57,929</b>	<b>\$ 60,354</b>	<b>\$ 62,759</b>	<b>\$ 65,052</b>	<b>\$ 67,436</b>



**Regional District of Okanagan-Similkameen**  
**2025-2029 Operational Financial Plan**  
**Septage Disposal Service - 3820**

BL2379, 2006 - Assessment

		2024 Budget	2025 Budget	2026 Budget	2027 Budget	2028 Budget	2029 Budget
\$		656,886	Compliant	Compliant	Compliant	Compliant	Compliant
	<b>Revenue</b>	N/A	N/A	N/A	N/A	N/A	N/A
	Tax requisition	-	-	-	-	-	-
	Transfer from operating reserve	-	-	-	-	-	-
	Prior years surplus / (deficit)	-	-	-	-	-	-
	<b>Total Revenue</b>	\$ -	\$ -	\$ -	\$ -	\$ -	\$ -
	<b>Expense</b>						
	Administration charge	-	-	-	-	-	-
	Contracts - Penticton	-	-	-	-	-	-
	Transfer to operating reserve	-	-	-	-	-	-
	<b>Total Expenses</b>	\$ -	\$ -	\$ -	\$ -	\$ -	\$ -



**Regional District of Okanagan-Similkameen  
2025-2029 Operational Financial Plan  
Water System - Apex Circle Capital - 3901**

RG731 v 716 / BL 2633, 2013

		2024 Budget	2025 Budget	2026 Budget	2027 Budget	2028 Budget	2029 Budget
\$		20,256					
		<b>Compliant</b>	<b>Compliant</b>	<b>Compliant</b>	<b>Compliant</b>	<b>Compliant</b>	<b>Compliant</b>
	<b>Revenue</b>	-4.48%	20.83%	0.00%	0.00%	0.00%	0.00%
	Parcel tax	4,715	5,697	5,697	5,697	5,697	5,697
	Transfer from operational reserve	335	-	-	-	-	-
	<b>Total Revenue</b>	\$ 5,050	\$ 5,697	\$ 5,697	\$ 5,697	\$ 5,697	\$ 5,697
	<b>Expense</b>						
	Debt Interest (Bylaw 2647/2589)	2,716	3,142	3,142	3,142	3,142	3,142
	Debt Principal (Bylaw 2647/2589)	2,334	2,555	2,555	2,555	2,555	2,555
	<b>Total Expenses</b>	\$ 5,050	\$ 5,697	\$ 5,697	\$ 5,697	\$ 5,697	\$ 5,697



**Regional District of Okanagan-Similkameen  
2025-2029 Operational Financial Plan  
Camp Ground - Loose Bay - 3905**

RG735, C714 Verify, BL 2757, 2016 - Assessment

		2024 Budget	2025 Budget	2026 Budget	2027 Budget	2028 Budget	2029 Budget
\$		43,392					
	<b>Revenue</b>	<b>REVIEW REQUIRED</b>	<b>REVIEW SOON</b>	<b>REVIEW REQUIRED</b>	<b>REVIEW REQUIRED</b>	<b>REVIEW REQUIRED</b>	<b>REVIEW REQUIRED</b>
		48.75%	-7.14%	41.61%	2.83%	2.77%	2.77%
	Tax requisition	45,961	42,680	60,440	62,151	63,870	65,642
	User fees	60,000	35,000	63,778	65,691	67,662	69,692
	Recoveries - Oliver	8,700	9,000	-	-	-	-
	<b>Total Revenue</b>	\$ 114,661	\$ 86,680	\$ 124,218	\$ 127,842	\$ 131,532	\$ 135,334
	<b>Expense</b>						
	Salaries & wages	19,138	23,742	24,657	25,479	26,284	27,112
	Salaries & wages	11,003	-	(1,233)	(1,273)	(1,311)	(1,351)
	Administration charge	3,897	2,992	4,126	4,246	4,368	4,494
	Operations	3,812	2,000	4,052	4,174	4,299	4,428
	Contract services	44,263	31,128	49,893	51,391	52,932	54,520
	Facility improvements	3,175	1,000	5,501	5,666	5,836	6,011
	Insurance - liability	293	302	311	320	330	340
	Supplies	11,903	7,000	12,653	13,033	13,424	13,827
	Travel / leasing	1,760	1,816	1,870	1,926	1,984	2,044
	Utilities	9,724	15,700	16,336	16,646	16,965	17,294
	Transfer to reserve	5,175	1,000	5,501	5,666	5,836	6,011
	Transfer to operating reserve	518	-	551	568	585	603
	<b>Total Expenses</b>	\$ 114,661	\$ 86,680	\$ 124,218	\$ 127,842	\$ 131,532	\$ 135,334



**Regional District of Okanagan-Similkameen  
2025-2029 Operational Financial Plan  
Water System - Sage Mesa - 3910**

		2024 Budget	2025 Budget	2026 Budget	2027 Budget	2028 Budget	2029 Budget
<b>User Fee</b>		<b>User Fee</b>	<b>User Fee</b>	<b>User Fee</b>	<b>User Fee</b>	<b>User Fee</b>	<b>User Fee</b>
	<b>Revenue</b>	<b>Contract Charge</b>	<b>Contract Charge</b>	<b>Contract Charge</b>	<b>Contract Charge</b>	<b>Contract Charge</b>	<b>Contract Charge</b>
Contract fee		213,485	214,739	224,144	232,238	241,470	247,622
Miscellaneous revenue		-	2,985	3,097	3,190	3,286	3,385
Prior years surplus / (deficit)		20,000	-	-	-	-	-
<b>Total Revenue</b>		<b>\$ 233,485</b>	<b>\$ 217,724</b>	<b>\$ 227,241</b>	<b>\$ 235,428</b>	<b>\$ 244,756</b>	<b>\$ 251,007</b>
	<b>Expense</b>						
Salaries & wages		141,053	161,034	167,491	172,837	177,789	182,499
Salaries & wages		14,008	5,840	7,598	9,175	12,223	12,597
Administration charge		6,883	7,253	7,578	7,857	8,176	8,386
IT support costs		6,696	6,896	7,102	7,316	7,536	7,687
Operations		15,300	17,900	18,295	18,682	19,079	19,484
Sage Mesa assessment - CF		30,000	-	-	-	-	-
Operations additional cost on salary & other		510	525	536	547	558	569
Conservation outreach		500	515	525	536	547	558
Education & training		261	269	274	279	285	291
Travel / leasing		3,500	3,605	3,677	3,751	3,826	3,903
Utilities		3,774	3,887	3,965	4,044	4,125	4,208
Transfer to operating reserve		11,000	10,000	10,200	10,404	10,612	10,824
<b>Total Expenses</b>		<b>\$ 233,485</b>	<b>\$ 217,724</b>	<b>\$ 227,241</b>	<b>\$ 235,428</b>	<b>\$ 244,756</b>	<b>\$ 251,007</b>





**Regional District of Okanagan-Similkameen  
2025-2029 Operational Financial Plan  
Water System - Okanagan Falls - 3915**

BL 2978, 2022 Assessment

	2024 Budget	2025 Budget	2026 Budget	2027 Budget	2028 Budget	2029 Budget
<b>\$</b>	<b>650,000</b>					
<b>Revenue</b>	<b>Compliant</b>	<b>REVIEW REQUIRED</b>	<b>REVIEW REQUIRED</b>	<b>REVIEW REQUIRED</b>	<b>REVIEW REQUIRED</b>	<b>REVIEW REQUIRED</b>
	6.69%	2.40%	4.12%	4.82%	4.91%	5.01%
	8.00%	5.00%	5.00%	5.00%	5.00%	5.00%
Miscellaneous revenue - hydrant rentals etc.	2,000	2,060	2,132	2,207	2,284	2,364
User fees - grade & Group	456,386	479,205	503,165	528,323	554,739	582,476
User fee - usage type (toll)	336,487	344,566	358,764	376,051	394,526	414,287
Metered water additional fees	20,400	21,012	21,747	22,508	23,296	24,111
Connection & extension fees	1,020	4,500	4,658	4,821	4,990	5,165
New services installation fees	6,500	12,000	12,420	12,855	13,305	13,771
Miscellaneous revenue	100	18,913	19,619	20,213	20,824	21,455
Metered water additional fees	500	-	-	-	-	-
Transfer from operational reserve	510	-	-	-	-	-
<b>Total Revenue</b>	<b>\$ 823,903</b>	<b>\$ 882,256</b>	<b>\$ 922,505</b>	<b>\$ 966,978</b>	<b>\$ 1,013,964</b>	<b>\$ 1,063,629</b>
<b>Expense</b>						
Salaries & wages	352,915	425,966	443,305	457,447	470,452	483,048
Salaries & wages	45,331	27,575	32,001	32,966	33,948	117,510
<b>Administration charge</b>	<b>30,821</b>	<b>40,724</b>	<b>42,287</b>	<b>43,460</b>	<b>44,571</b>	<b>50,642</b>
Operations	104,040	91,178	92,722	94,410	96,128	97,874
Operations building maintenance	6,850	7,056	7,197	7,341	7,488	7,638
New service installation expenses	-	8,000	8,160	8,323	8,489	8,659
Water quality monitoring	9,200	9,476	9,666	9,859	10,056	10,257
Cross connection control	3,000	3,090	3,152	3,215	3,279	3,345
Conservation outreach	2,500	2,575	2,627	2,680	2,734	2,789
Operations - health & safety	5,000	2,500	2,550	2,601	2,653	2,706
Consultants	5,100	5,253	5,358	5,465	5,574	5,685
Education & training	3,641	3,750	3,825	3,902	3,980	4,060
Membership & dues	1,561	1,608	1,640	1,673	1,706	1,740
Depreciation / replacement vehicles	4,162	-	-	-	-	-
Insurance - property	8,800	9,064	9,245	9,430	9,619	9,811
Insurance - liability	5,500	5,665	5,778	5,894	6,012	6,132
Legal fees	5,100	5,253	5,358	5,465	5,574	5,685
Advertising - public education	2,040	2,101	2,143	2,186	2,230	2,275
Travel / leasing	6,630	6,829	6,966	7,105	7,247	7,392
Utilities	52,020	53,581	54,653	55,746	56,861	57,998
Utilities - telephone	3,060	3,152	3,215	3,279	3,345	3,412
Debt interest - MFA	-	-	-	52,500	70,000	70,000
Debt principal - MFA	-	-	-	60,213	80,284	80,284
Transfer to capital reserve	150,000	95,975	99,458	55,853	45,775	1,187
Transfer to capital reserve	-	60,917	66,702	9,000	9,000	-
Transfer to vehicle replacement reserve	-	4,287	4,373	4,460	4,549	4,640
Transfer to operating reserve	15,000	5,000	8,409	20,755	20,626	17,040
Contingency	1,632	1,681	1,715	1,749	1,784	1,820
<b>Total Expenses</b>	<b>\$ 823,903</b>	<b>\$ 882,256</b>	<b>\$ 922,505</b>	<b>\$ 966,978</b>	<b>\$ 1,013,964</b>	<b>\$ 1,063,629</b>



**Regional District of Okanagan-Similkameen  
2025-2029 Operational Financial Plan  
Water System - Faulder - 3920**

BL 1177.04, 2019 Maximum Limit

	2024 Budget	2025 Budget	2026 Budget	2027 Budget	2028 Budget	2029 Budget
<b>\$</b>	<b>167,000</b>					
	<b>Compliant</b>	<b>Compliant</b>	<b>REVIEW SOON</b>	<b>REVIEW SOON</b>	<b>REVIEW SOON</b>	<b>REVIEW SOON</b>
<b>Revenue</b>	<b>0.00%</b>	<b>2.83%</b>	<b>1.12%</b>	<b>1.09%</b>	<b>1.11%</b>	<b>1.05%</b>
Parcel tax	153,779	158,132	159,903	161,654	163,442	165,165
Transfer from operating reserve	7,145	500	500	500	1,000	2,000
Miscellaneous revenue	100	498	516	532	548	564
Prior years surplus / (deficit)	3,000	-	-	-	-	-
<b>Total Revenue</b>	<b>\$ 164,024</b>	<b>\$ 159,130</b>	<b>\$ 160,919</b>	<b>\$ 162,686</b>	<b>\$ 164,990</b>	<b>\$ 167,729</b>
<b>Expense</b>						
Salaries & wages	74,848	73,835	76,794	79,214	81,415	83,562
Salaries & wages	6,760	1,925	1,997	2,057	2,118	2,182
Administration charge	7,175	6,295	6,497	6,673	6,840	7,002
IT support costs	6,953	7,161	7,376	7,597	7,825	7,982
Operations	23,000	15,573	15,859	16,162	16,470	16,784
Water quality monitoring	1,800	1,750	1,785	1,821	1,857	1,894
Cross connection control	500	50	51	52	53	54
Conservation outreach	500	400	408	416	424	432
Operations - health & safety	500	515	525	536	547	558
Consultants	500	515	525	536	547	558
Education & training	1,000	800	816	832	849	866
Insurance - property	4,567	4,613	4,705	4,799	4,895	4,993
Insurance - liability	756	764	779	795	811	827
Advertising - public education	100	102	104	106	108	110
Travel / leasing	4,000	3,000	3,060	3,121	3,183	3,247
Utilities	17,567	7,500	7,650	7,803	7,959	8,118
Utilities - communications	1,750	12,000	12,240	12,485	12,735	12,990
Debt interest (Bylaw 2736/2712)	2,701	2,701	2,701	2,701	2,701	2,701
Debt principal(Bylaw 2736/2712)	4,786	4,786	4,786	4,786	4,786	4,786
Transfer to capital reserve	2,000	6,000	4,807	2,599	1,000	1,000
Transfer to capital reserve		4,086	4,255	4,395	4,530	4,642
Transfer to vehicle replacement reserve	1,261	1,200	1,200	1,200	1,200	1,200
Transfer to operating reserve	1,000	3,559	2,000	2,000	2,136	1,241
<b>Total Expenses</b>	<b>\$ 164,024</b>	<b>\$ 159,130</b>	<b>\$ 160,919</b>	<b>\$ 162,686</b>	<b>\$ 164,990</b>	<b>\$ 167,729</b>



**Regional District of Okanagan-Similkameen  
2025-2029 Operational Financial Plan  
Water System - Willowbrook - 3930**

BL 2706, 2015 - Assessment

	2024 Budget	2025 Budget	2026 Budget	2027 Budget	2028 Budget	2029 Budget
	<b>13.93308</b>	<b>User Fee</b>	<b>User Fee</b>	<b>User Fee</b>	<b>User Fee</b>	<b>User Fee</b>
<b>Revenue</b>	<b>5.86%</b>	<b>17.33%</b>	<b>0.31%</b>	<b>3.07%</b>	<b>3.07%</b>	<b>3.06%</b>
User fees	114,253	134,056	134,474	138,596	142,845	147,219
Transfer from reserve	100	-	-	-	-	-
Transfer from operating reserve	2,373	1,000	1,000	1,000	1,000	1,000
Miscellaneous revenue	619	3,485	3,597	3,690	3,786	3,884
<b>Total Revenue</b>	\$ 117,345	\$ 138,541	\$ 139,071	\$ 143,286	\$ 147,631	\$ 152,103
<b>Expense</b>						
Salaries & wages	63,018	74,118	77,159	79,623	81,906	84,143
Salaries & wages	4,108	20,110	17,165	17,670	18,200	18,747
<b>Administration charge</b>	<b>5,362</b>	<b>5,966</b>	<b>5,998</b>	<b>6,169</b>	<b>6,334</b>	<b>6,497</b>
Operations	24,368	13,573	13,819	14,081	14,347	14,618
Water quality monitoring		50	51	52	53	54
Cross connection control	523	250	255	260	265	270
Conservation outreach	500	300	306	312	318	324
Operations - health & safety	209	215	219	223	227	232
Consultants	262	270	275	281	287	293
Education & training	209	215	219	223	227	232
Insurance - property	1,503	1,548	1,579	1,611	1,643	1,676
Insurance - liability	392	404	412	420	428	437
Legal fees	515	530	541	552	563	574
Advertising	105	108	110	112	114	116
Travel / leasing	2,538	1,500	1,530	1,561	1,592	1,624
Utilities	7,150	7,365	7,512	7,662	7,815	7,971
Utilities - communications	3,031	3,122	3,184	3,248	3,313	3,379
Transfer to reserve	3,045	3,136	3,199	3,263	3,328	3,395
Transfer to reserve	-	4,656	4,848	5,005	5,161	5,290
Transfer to vehicle replacement reserve	257	350	270	275	281	287
Transfer to operating reserve	250	755	420	682	1,229	1,944
<b>Total Expenses</b>	\$ 117,345	\$ 138,541	\$ 139,071	\$ 143,286	\$ 147,631	\$ 152,103



**Regional District of Okanagan-Similkameen  
2025-2029 Operational Financial Plan  
Water System - Naramata - 3940**

BL 2293, 2004 Tax Maximum Levy

	2024 Budget	2025 Budget	2026 Budget	2027 Budget	2028 Budget	2029 Budget
<b>\$</b>	<b>839,800</b>					
<b>Revenue</b>	<b>Compliant</b>	<b>Compliant</b>	<b>Compliant</b>	<b>Compliant</b>	<b>Compliant</b>	<b>Compliant</b>
	0.00%	0.00%	0.00%	0.00%	0.00%	0.00%
	5.05%	6.24%	3.37%	3.69%	3.51%	7.89%
Parcel tax	124,128	124,128	124,128	124,128	124,128	124,128
Rental revenue	3,000	2,500	2,588	2,679	2,773	2,870
User fees	1,477,018	1,569,252	1,622,065	1,681,922	1,740,956	1,878,259
Connection & extension fees	3,000	5,500	5,610	5,722	5,836	5,953
New services installation fees	20,000	50,000	51,250	52,531	53,844	55,190
Transfer from reserve	1,000	-	-	-	-	-
Transfer from operating reserve	100	500	500	500	500	500
Miscellaneous revenue	5,100	21,913	22,684	23,345	24,024	24,724
<b>Total Revenue</b>	<b>\$ 1,633,346</b>	<b>\$ 1,773,793</b>	<b>\$ 1,828,825</b>	<b>\$ 1,890,827</b>	<b>\$ 1,952,061</b>	<b>\$ 2,091,624</b>
<b>Expense</b>						
Salaries & wages	546,551	564,217	587,366	606,133	623,529	640,657
Salaries & wages	65,429	51,718	51,057	55,267	56,925	58,632
Administration charge	79,084	78,463	80,644	82,877	84,891	86,896
IT support costs	21,117	21,749	22,400	23,073	23,766	24,241
Operations	270,608	262,743	267,719	272,907	278,195	283,583
New service installation expenses	-	30,000	30,600	31,212	31,836	32,473
Water quality monitoring	24,000	24,720	25,214	25,718	26,232	26,757
Survey costs	2,040	2,101	2,143	2,186	2,230	2,275
Cross connection control	12,000	15,000	15,300	15,606	15,918	16,236
Conservation outreach	7,500	7,725	7,880	8,038	8,199	8,363
Operations - health & safety	1,500	3,500	3,570	3,641	3,714	3,788
Consultants	25,500	5,000	5,100	5,202	5,306	5,412
Agreement - property lease	7,344	8,160	8,446	8,742	9,048	9,365
Education & training	9,053	9,325	9,512	9,702	9,896	10,094
Membership & dues	3,363	3,464	3,533	3,604	3,676	3,750
Insurance - property	14,762	15,205	15,509	15,819	16,135	16,458
Insurance - liability	6,630	6,829	6,966	7,105	7,247	7,392
Legal fees	5,254	5,412	5,520	5,630	5,743	5,858
Advertising - public education	2,788	2,872	2,929	2,988	3,048	3,109
Travel / leasing	34,123	35,147	35,850	36,567	37,298	38,044
Utilities	205,962	212,141	216,384	220,712	225,126	229,629
Utilities - telephone	8,921	9,189	9,373	9,560	9,751	9,946
Debt interest (Bylaw 2795/2696) + Bylaw 2388/2292)	64,655	64,656	64,656	64,656	64,656	64,656
Debt principal (Bylaw 2795/2696)(Bylaw 2388/2292)	89,862	89,862	89,862	89,862	89,862	89,862
Transfer to reserve	75,000	102,198	115,448	134,996	157,637	213,485
Transfer to reserve	-	45,391	45,689	47,173	50,263	59,267
Transfer to vehicle replacement reserve	10,100	70,000	71,400	72,828	74,285	75,771
Transfer to emergency reserve	10,200	10,506	10,716	10,930	11,149	11,372
Transfer to operating reserve	25,000	11,500	13,039	13,093	11,500	49,252
Contingency	5,000	5,000	5,000	5,000	5,000	5,000
<b>Total Expenses</b>	<b>\$ 1,633,346</b>	<b>\$ 1,773,793</b>	<b>\$ 1,828,825</b>	<b>\$ 1,890,827</b>	<b>\$ 1,952,061</b>	<b>\$ 2,091,624</b>



**Regional District of Okanagan-Similkameen  
2025-2029 Operational Financial Plan  
Water System - Naramata Main - 3950**

		2024 Budget	2025 Budget	2026 Budget	2027 Budget	2028 Budget	2029 Budget
N/A		N/A	N/A	N/A	N/A	N/A	N/A
	<b>Revenue</b>						
	Parcel tax		-	-	-	-	-
	Prior years surplus / (deficit)	-	-	-	-	-	-
	<b>Total Revenue</b>	\$ -	\$ -	\$ -	\$ -	\$ -	\$ -
	<b>Expense</b>						
	Transfer to operating reserve	-	-	-	-	-	-
	<b>Total Expenses</b>	\$ -	\$ -	\$ -	\$ -	\$ -	\$ -



**Regional District of Okanagan-Similkameen  
2025-2029 Operational Financial Plan  
Water System - Olalla - 3960**

	2024 Budget	2025 Budget	2026 Budget	2027 Budget	2028 Budget	2029 Budget
<b>\$</b>	<b>106,411</b>					
<b>Revenue</b>	<b>User Fee</b>	<b>User Fee</b>	<b>User Fee</b>	<b>User Fee</b>	<b>User Fee</b>	<b>User Fee</b>
	14.98%	2.07%	2.97%	0.65%	3.13%	3.02%
User fees	163,200	166,572	171,528	172,634	178,031	183,411
Transfer from capital reserve	200	-	-	-	-	-
Transfer from operating reserve	3,959	1,000	1,000	1,000	1,000	1,000
Miscellaneous revenue	-	2,985	3,097	3,190	3,286	3,384
<b>Total Revenue</b>	<b>\$ 167,359</b>	<b>\$ 170,557</b>	<b>\$ 175,625</b>	<b>\$ 176,824</b>	<b>\$ 182,317</b>	<b>\$ 187,795</b>
<b>Expense</b>						
Salaries & wages	78,409	87,622	91,158	94,019	96,592	99,242
Salaries & wages	14,352	4,412	4,578	4,715	7,479	7,703
Administration charge	6,987	6,735	6,961	7,154	7,461	7,648
IT support costs	5,150	5,305	5,464	5,628	5,796	5,912
Operations	19,500	18,658	19,006	19,372	19,744	20,123
Water quality monitoring	1,000	1,030	1,051	1,072	1,093	1,115
Cross connection control	525	541	552	563	574	585
Conservation outreach	1,000	1,030	1,051	1,072	1,093	1,115
Operations - health & safety	750	773	788	804	820	836
Consultants	1,051	450	459	468	477	487
Education & training	1,500	1,200	1,224	1,248	1,273	1,298
Insurance - property	1,970	2,029	2,070	2,111	2,153	2,196
Insurance - liability	867	893	911	929	948	967
Legal fees	204	210	214	218	222	226
Advertising - public education	250	258	263	268	273	278
Travel / leasing	4,200	4,326	4,413	4,501	4,591	4,683
Utilities	7,235	7,452	7,601	7,753	7,908	8,066
Utilities - communications	2,579	2,656	2,709	2,763	2,818	2,874
Transfer to reserve	10,000	11,384	11,092	7,691	8,744	9,842
Transfer to reserve	-	7,320	7,627	7,874	5,490	5,659
Transfer to vehicle replacement reserve	4,080	3,500	3,605	3,713	3,824	3,939
Transfer to operating reserve	5,000	2,000	2,040	2,084	2,123	2,165
Contingency	750	773	788	804	820	836
<b>Total Expenses</b>	<b>\$ 167,359</b>	<b>\$ 170,557</b>	<b>\$ 175,625</b>	<b>\$ 176,824</b>	<b>\$ 182,317</b>	<b>\$ 187,795</b>



**Regional District of Okanagan-Similkameen  
2025-2029 Operational Financial Plan  
Water System - West Bench - 3970**

2555, 2012 Parcel Numbers

	2024 Budget	2025 Budget	2026 Budget	2027 Budget	2028 Budget	2029 Budget
<b>\$</b>	<b>1,200,000</b>	<b>Verify Parcel Numbers</b>	<b>Verify Parcel Numbers</b>	<b>Verify Parcel Numbers</b>	<b>Verify Parcel Numbers</b>	<b>Verify Parcel Numbers</b>
<b>Revenue</b>		0.00%	0.00%	0.00%	0.00%	0.00%
		10.87%	12.34%	1.92%	1.90%	1.88%
Parcel tax	115,600	115,600	115,600	115,600	115,600	115,600
User fees	409,238	459,749	468,560	477,443	486,533	495,700
Capital charge	40,000	40,000	40,000	40,000	40,000	40,000
Transfer from reserve	1,000	-	-	-	-	-
Transfer from operating reserve	5,000	-	-	-	-	-
Miscellaneous revenue	600	3,585	3,697	3,790	3,886	3,985
<b>Total Revenue</b>	<b>\$ 571,438</b>	<b>\$ 618,934</b>	<b>\$ 627,857</b>	<b>\$ 636,833</b>	<b>\$ 646,019</b>	<b>\$ 655,285</b>
<b>Expense</b>						
Salaries & wages	121,661	136,990	142,541	147,073	151,236	155,308
Salaries & wages	28,539	12,009	12,459	12,833	13,218	13,614
Administration charge	19,583	19,027	19,555	20,037	20,506	20,967
IT support costs	7,983	8,222	8,468	8,723	8,985	9,165
Operations	30,000	21,789	22,169	22,579	22,996	23,421
Water quality monitoring	2,760	3,800	3,876	3,954	4,033	4,114
Cross connection control	4,162	4,287	4,373	4,460	4,549	4,640
Conservation outreach	4,000	3,500	3,570	3,641	3,714	3,788
Operations - bulk water	143,734	148,046	151,007	154,027	157,108	160,250
Operations - health & safety	-	1,000	1,020	1,040	1,061	1,082
Consultants	2,020	2,081	2,123	2,165	2,208	2,252
Education & training	3,018	3,109	3,171	3,234	3,299	3,365
Insurance - property	4,099	4,222	4,306	4,392	4,480	4,570
Insurance - liability	4,474	4,608	4,700	4,794	4,890	4,988
Legal fees	808	832	849	866	883	901
Advertising - public education	624	643	656	669	682	696
Travel / leasing	4,040	4,161	4,244	4,329	4,416	4,504
Utilities	27,095	27,908	28,466	29,035	29,616	30,208
Utilities - communications	5,000	5,150	5,253	5,358	5,465	5,574
Debt interest (Bylaw 2687/2590)	41,712	77,736	77,736	77,736	77,736	77,736
Debt principal (Bylaw 2687/2590)	67,045	67,045	67,045	67,045	67,045	67,045
Transfer to reserve	40,000	40,000	40,000	40,000	40,000	40,000
Transfer to reserve	-	6,724	6,985	7,220	7,455	7,587
Transfer to vehicle replacement reserve	2,081	2,143	2,186	2,230	2,275	2,321
Transfer to operating reserve rate reset	5,000	11,842	8,977	7,207	5,911	4,989
Contingency	2,000	2,060	2,122	2,186	2,252	2,200
<b>Total Expenses</b>	<b>\$ 571,438</b>	<b>\$ 618,934</b>	<b>\$ 627,857</b>	<b>\$ 636,833</b>	<b>\$ 646,019</b>	<b>\$ 655,285</b>



**Regional District of Okanagan-Similkameen  
2025-2029 Operational Financial Plan  
Water System - Gallagher Lake - 3975**

BL 2630, 2013 - Assessment


		2024 Budget	2025 Budget	2026 Budget	2027 Budget	2028 Budget	2029 Budget
\$	100,000	User Fee	User Fee	User Fee	User Fee	User Fee	User Fee
<b>Revenue</b>		<b>9.31%</b>	<b>2.47%</b>	<b>2.06%</b>	<b>2.06%</b>	<b>2.06%</b>	<b>2.06%</b>
User fees		75,488	77,351	78,946	80,573	82,231	83,924
Transfer from operating reserve		2,762	1,000	2,000	3,000	4,000	5,000
Miscellaneous revenue		200	498	517	532	548	565
<b>Total Revenue</b>	\$	<b>78,450</b>	\$ <b>78,849</b>	\$ <b>81,463</b>	\$ <b>84,105</b>	\$ <b>86,779</b>	\$ <b>89,489</b>
<b>Expense</b>							
Salaries & wages		13,576	10,275	10,685	11,031	11,351	11,621
Salaries & wages		1,528	498	517	532	548	565
Administration charge		2,760	2,709	2,804	2,900	2,997	3,096
Operations		1,264	500	510	520	530	541
Water quality monitoring		732	250	255	260	265	270
Cross connection control		314	250	255	260	265	270
Conservation outreach		200	204	208	212	216	220
Operations - health & safety		262	200	204	208	212	216
Contract services -OIB		52,893	61,120	63,259	65,473	67,765	70,137
Education & training		280	288	294	300	306	312
Insurance - liability		765	780	803	827	852	878
Travel / leasing		2,615	500	510	520	530	541
Transfer to vehicle replacement reserve		261	300	306	312	318	324
Transfer to reserves - re interest		-	100	100	100	100	100
Transfer to operating reserve		1,000	875	753	650	524	398
<b>Total Expenses</b>	\$	<b>78,450</b>	\$ <b>78,849</b>	\$ <b>81,463</b>	\$ <b>84,105</b>	\$ <b>86,779</b>	\$ <b>89,489</b>



**Regional District of Okanagan-Similkameen  
2025-2029 Operational Financial Plan  
Water System - Sun Valley - 3980**

BL 2764, 2017 Assessment

		2024 Budget	2025 Budget	2026 Budget	2027 Budget	2028 Budget	2029 Budget	
\$		80,000	User Fee	User Fee	User Fee	User Fee	User Fee	
	<b>Revenue</b>		6.47%	3.58%	2.09%	2.04%	2.03%	2.09%
	User fees		85,849	88,922	90,781	92,632	94,516	96,493
	Transfer from operating reserve		100	1,916	3,199	4,055	4,743	5,348
	Miscellaneous revenue		100	498	517	532	548	565
	<b>Total Revenue</b>	\$	86,049	\$ 91,336	\$ 94,497	\$ 97,219	\$ 99,807	\$ 102,406
	<b>Expense</b>							
	Salaries & wages		53,044	63,962	66,635	68,781	70,790	72,806
	Salaries & wages		4,191	1,212	1,257	1,295	1,334	1,374
	Administration charge		3,036	3,145	3,259	3,353	3,444	3,534
	Operations		7,000	4,286	4,360	4,440	4,521	4,603
	Water quality monitoring		500	200	204	208	212	216
	Cross connection control		150	155	158	161	164	167
	Conservation outreach		150	155	158	161	164	167
	Operations - health & safety		51	53	54	55	56	57
	Consultants		550	200	204	208	212	216
	Education & training		250	255	260	265	270	275
	Insurance - property		1,279	1,317	1,343	1,370	1,397	1,425
	Insurance - liability		884	911	929	948	967	986
	Advertising - public education		406	418	426	435	444	453
	Travel / leasing		2,000	2,060	2,101	2,143	2,186	2,230
	Utilities		10,407	10,719	10,933	11,152	11,375	11,603
	Utilities - communications		995	1,025	1,046	1,067	1,088	1,110
	Transfer to reserve		800	900	800	800	800	800
	Transfer to vehicle replacement reserve		254	258	262	266	270	274
	Transfer to operating reserve		102	105	108	111	114	110
	<b>Total Expenses</b>	\$	86,049	\$ 91,336	\$ 94,497	\$ 97,219	\$ 99,807	\$ 102,406



**Regional District of Okanagan-Similkameen  
2025-2029 Operational Financial Plan  
Water System - Missezula Lake - 3990**

BL 2879, 2019 - Max Limit

		2024 Budget	2025 Budget	2026 Budget	2027 Budget	2028 Budget	2029 Budget
\$	300,000	Compliant	Compliant	Compliant	Compliant	Compliant	Compliant
<b>Revenue</b>		15.24%	5.88%	7.37%	-12.42%	4.77%	11.18%
User fees		161,840	171,349	183,981	161,131	168,814	187,695
Transfer from capital reserve		100	-	-	-	-	-
Transfer from operating reserve		16,000	16,012	5,943	20,136	20,780	21,387
Miscellaneous revenue		100	995	1,032	1,063	1,095	1,128
<b>Total Revenue</b>		\$ 178,040	\$ 188,356	\$ 190,956	\$ 182,330	\$ 190,689	\$ 210,210
<b>Expense</b>							
Salaries & wages		100,142	97,917	101,868	105,110	108,092	110,932
Salaries & wages		15,181	6,703	29,789	(1,376)	(1,411)	(1,445)
<b>Administration charge</b>		<b>8,270</b>	<b>7,145</b>	<b>8,489</b>	<b>7,183</b>	<b>7,368</b>	<b>7,546</b>
Operations		19,002	16,718	17,003	17,313	17,629	17,950
Contractor services		15,400	10,000	10,200	10,404	10,612	10,824
Water quality monitoring		3,366	2,200	2,244	2,289	2,335	2,382
Conservation outreach		400	412	420	428	437	446
Consultants		505	520	530	541	552	563
Consultants		505	520	530	541	552	563
Insurance - property		936	964	983	1,003	1,023	1,043
Insurance - liability		638	657	670	683	697	711
Legal fees		50	51	52	53	54	55
Travel / leasing		3,060	3,152	3,215	3,279	3,345	3,412
Utilities		6,988	7,198	7,342	7,489	7,639	7,792
Utilities - communications		1,072	1,104	1,126	1,149	1,172	1,195
Transfer to reserve		1,000	6,868	5,354	4,190	3,366	2,725
Transfer to reserve		-	21,926	-	20,887	21,253	21,831
Transfer to vehicle replacement reserve		525	541	552	563	574	585
Transfer to operating reserve		1,000	3,760	590	600	5,400	21,100
<b>Total Expenses</b>		\$ 178,040	\$ 188,356	\$ 190,956	\$ 182,330	\$ 190,689	\$ 210,210



**Regional District of Okanagan-Similkameen  
2025-2029 Operational Financial Plan  
Shinish Creek Diversion - 4000**

BL 1382, 1993 Maximum Levy

		2024 Budget	2025 Budget	2026 Budget	2027 Budget	2028 Budget	2029 Budget
\$	10,000	<b>REVIEW SOON</b>	<b>REVIEW SOON</b>	<b>REVIEW REQUIRED</b>	<b>REVIEW REQUIRED</b>	<b>REVIEW REQUIRED</b>	<b>REVIEW REQUIRED</b>
	<b>Revenue</b>	-4.48%	0.18%	602.49%	0.26%	0.26%	0.27%
	Parcel tax	9,981	9,999	70,242	70,424	70,610	70,802
	Transfer from reserve	102	-	-	-	-	-
	Transfer from operating reserve	5,627	-	-	-	-	-
	Prior years surplus / (deficit)	1,000	-	-	-	-	-
	<b>Total Revenue</b>	\$ 16,710	\$ 9,999	\$ 70,242	\$ 70,424	\$ 70,610	\$ 70,802
	<b>Expense</b>						
	Salaries & wages	3,077	1,255	1,306	1,348	1,388	1,430
	Administration charge	144	154	265	273	281	289
	System maintenance - water diversion	2,040	4,358	8,400	8,652	8,912	9,179
	Special projects CF	5,000	-	-	-	-	-
	Insurance - liability	49	50	51	52	53	54
	Debt interest	-	-	36,900	36,900	36,900	36,900
	Debt principal	-	-	19,256	19,256	19,256	19,256
	Transfer to operating reserve	6,400	4,182	4,064	3,943	3,820	3,694
	<b>Total Expenses</b>	\$ 16,710	\$ 9,999	\$ 70,242	\$ 70,424	\$ 70,610	\$ 70,802



**Regional District of Okanagan-Similkameen  
2025-2029 Operational Financial Plan  
Development Infrastructure - 4200**

**LGA Part 26 - No Tax Limit**

		2024 Budget	2025 Budget	2026 Budget	2027 Budget	2028 Budget	2029 Budget
<b>No Tax Limit</b>		<b>No Tax Limit</b>	<b>No Tax Limit</b>	<b>No Tax Limit</b>	<b>No Tax Limit</b>	<b>No Tax Limit</b>	<b>No Tax Limit</b>
	<b>Revenue</b>	<b>110.07%</b>	<b>-45.59%</b>	<b>38.97%</b>	<b>4.68%</b>	<b>1.13%</b>	<b>20.41%</b>
	Tax requisition	101,303	55,120	76,598	80,185	81,091	97,644
	Subdivision servicing fees	12,000	69,806	71,899	73,750	75,650	77,601
	Subdivision servicing fees	12,500	12,750	13,005	13,265	13,530	13,801
	Developer funded water model	9,000	9,315	9,501	9,691	9,885	10,083
	Engineering review fees	25,000	25,000	25,750	26,523	27,318	28,138
	Recoveries from planning referrals	20,000	5,000	5,000	5,000	5,000	5,000
	Transfer from operating reserve	23,000	25,000	-	-	-	-
	<b>Total Revenue</b>	<b>\$ 202,803</b>	<b>\$ 201,991</b>	<b>\$ 201,753</b>	<b>\$ 208,414</b>	<b>\$ 212,474</b>	<b>\$ 232,267</b>
	<b>Expense</b>						
	Salaries & wages	102,904	70,524	73,204	75,678	78,173	79,560
	Salaries & wages	49,650	42,660	44,260	47,181	48,604	50,070
	Administration charge	8,849	7,025	7,261	7,552	7,772	7,942
	Consultants	6,000	4,039	4,083	4,143	4,203	4,263
	Education & training	750	2,000	2,040	2,081	2,123	2,165
	Developer funded infrastructure	12,500	12,750	13,005	13,265	13,530	13,801
	Insurance - liability	930	949	968	987	1,007	1,027
	Legal fees	5,000	10,000	10,200	10,404	10,612	10,824
	Supplies	200	204	208	212	216	220
	Travel / leasing	1,020	2,500	2,550	2,601	2,653	2,706
	Transfer to operating reserve	15,000	49,340	43,974	44,310	43,581	59,689
	<b>Total Expenses</b>	<b>\$ 202,803</b>	<b>\$ 201,991</b>	<b>\$ 201,753</b>	<b>\$ 208,414</b>	<b>\$ 212,474</b>	<b>\$ 232,267</b>



**Regional District of Okanagan-Similkameen  
2025-2029 Operational Financial Plan  
Illegal Dumping - 4250**

BL 2184 - Maximum Limit

		2024 Budget	2025 Budget	2026 Budget	2027 Budget	2028 Budget	2029 Budget
\$		25,000					
	<b>Revenue</b>	<b>REVIEW REQUIRED</b>	<b>REVIEW REQUIRED</b>	<b>REVIEW REQUIRED</b>	<b>REVIEW REQUIRED</b>	<b>REVIEW REQUIRED</b>	<b>REVIEW REQUIRED</b>
		12.55%	8.02%	3.04%	3.00%	3.00%	3.00%
Tax requisition		40,386	43,626	44,953	46,303	47,694	49,126
<b>Total Revenue</b>		\$ 40,386	\$ 43,626	\$ 44,953	\$ 46,303	\$ 47,694	\$ 49,126
	<b>Expense</b>						
Salaries & wages		19,300	12,335	12,856	13,277	13,682	14,097
Salaries & wages		186	1,512	1,569	1,616	1,664	1,714
<b>Administration charge</b>		<b>1,087</b>	<b>868</b>	<b>900</b>	<b>929</b>	<b>957</b>	<b>986</b>
Contract services		3,000	3,105	3,198	3,294	3,393	3,495
Contract services - tipping fees		5,500	5,693	5,864	6,040	6,221	6,408
Insurance - liability		152	157	162	167	172	177
Advertising - public education		761	788	812	836	861	887
Travel / leasing		400	414	426	439	452	466
Transfer to operating reserve		10,000	18,754	19,166	19,706	20,292	20,896
<b>Total Expenses</b>		\$ 40,386	\$ 43,626	\$ 44,953	\$ 46,303	\$ 47,694	\$ 49,126

Regional District of Okanagan-Similkameen  
2025-2029 Operational Financial Plan  
Solid Waste Management - 4300

BL 1899.02, 2012 - Assessment


		2024 Budget	2025 Budget	2026 Budget	2027 Budget	2028 Budget	2029 Budget
\$		408,646					
		<b>Compliant</b>	<b>Compliant</b>	<b>Compliant</b>	<b>Compliant</b>	<b>Compliant</b>	<b>Compliant</b>
	<b>Revenue</b>						
		-37.64%	11.95%	3.56%	4.32%	3.99%	2.04%
	Tax requisition	174,998	195,909	202,874	211,629	220,068	224,555
	Transfer from operating reserve	245,000	43,000	40,000	35,000	35,000	-
	Prior years surplus / (deficit)	245,000	-	-	-	-	-
	<b>Total Revenue</b>	\$ 664,998	\$ 238,909	\$ 242,874	\$ 246,629	\$ 255,068	\$ 224,555
	<b>Expense</b>						
	Salaries & wages	107,922	145,993	151,998	156,918	161,639	166,495
	Salaries & wages	182	12,095	9,177	7,129	9,734	10,030
	Administration charge	8,246	10,995	11,177	11,350	11,738	10,334
	Consultants CF	245,000					
	Consultants		30,000	30,000	30,000	30,000	-
	Contractor - website exchange site	8,120	8,404	8,572	8,743	8,918	9,096
	Membership & dues	4,555	4,714	4,808	4,904	5,002	5,102
	Food composting education	25,000	5,000	5,000	5,000	5,000	-
	Insurance - liability	773	800	816	832	849	866
	Legal fees	100	104	106	108	110	112
	Supplies	2,000	2,070	2,111	2,153	2,196	2,240
	Bear smart expenses	16,600	17,181	17,525	17,876	18,234	18,599
	Bear smart expenses	1,500	1,553	1,584	1,616	1,648	1,681
	Transfer to operating reserve	245,000	-	-	-	-	-
	<b>Total Expenses</b>	\$ 664,998	\$ 238,909	\$ 242,874	\$ 246,629	\$ 255,068	\$ 224,555



**Regional District of Okanagan-Similkameen  
2025-2029 Operational Financial Plan  
Apex Mtn Solid Waste Transfer Station - 4310**

D716, BL2593, 2012 - Assessment

		2024 Budget	2025 Budget	2026 Budget	2027 Budget	2028 Budget	2029 Budget
\$		220,000					
	<b>Revenue</b>	<b>Compliant</b>	<b>Compliant</b>	<b>Compliant</b>	<b>Compliant</b>	<b>Compliant</b>	<b>Compliant</b>
		6.43%	10.85%	3.36%	3.30%	3.03%	1.01%
		0.35%	12.70%	0.23%	0.24%	0.24%	3.00%
	Tax requisition	89,680	99,410	102,752	106,145	109,358	110,467
	User fees	73,432	82,755	82,949	83,147	83,350	85,851
	Transfer from operating reserve	-	1,500	1,500	1,500	1,500	1,500
	<b>Total Revenue</b>	<b>\$ 163,112</b>	<b>\$ 183,665</b>	<b>\$ 187,201</b>	<b>\$ 190,792</b>	<b>\$ 194,208</b>	<b>\$ 197,818</b>
	<b>Expense</b>						
	Salaries & wages	17,768	20,973	21,825	22,536	23,212	23,907
	Salaries & wages	(4,165)	9,616	9,976	10,276	10,584	10,901
	<b>Administration charge</b>	<b>5,222</b>	<b>5,932</b>	<b>6,082</b>	<b>6,525</b>	<b>6,675</b>	<b>6,833</b>
	IT support costs	3,348	3,448	3,551	3,658	3,768	3,843
	Tipping fees	16,761	16,373	16,700	17,034	17,375	17,723
	Contract services - maintenance	25,101	30,568	31,132	31,727	32,332	32,950
	Operations & maintenance	4,000	2,500	2,550	2,601	2,653	2,706
	Contract services - recycling	8,000	8,200	8,364	8,531	8,702	8,876
	Contract services - garbage	16,000	13,000	13,260	13,525	13,796	14,072
	Contract services - large item collection	9,000	9,315	9,501	9,691	9,885	10,083
	Education	4,000	3,000	3,060	3,121	3,183	3,247
	Insurance - property	1,809	1,872	1,938	2,006	2,076	2,200
	Insurance - liability	1,350	1,397	1,446	1,497	1,549	1,700
	Legal fees	100	104	106	108	110	112
	Advertising - public education	1,000	1,035	1,056	1,077	1,099	1,121
	Travel / leasing	1,523	1,576	1,608	1,640	1,673	1,706
	Utilities	3,000	6,000	6,120	6,242	6,367	6,494
	Debt interest (Bylaw 2887/2843) + (Bylaw 2887/2669)	14,229	14,229	14,229	14,229	14,229	14,229
	Debt principal (Bylaw 2887/2843)(Bylaw 2887/2669)	29,427	29,427	29,427	29,427	29,427	29,427
	Transfer to reserve	3,639	100	200	200	300	400
	Transfer to vehicle replacement reserve	-	1,500	1,500	1,500	1,500	1,500
	Transfer to operating reserve	2,000	3,500	3,570	3,641	3,714	3,788
	<b>Total Expenses</b>	<b>\$ 163,112</b>	<b>\$ 183,665</b>	<b>\$ 187,201</b>	<b>\$ 190,792</b>	<b>\$ 194,208</b>	<b>\$ 197,818</b>



**Regional District of Okanagan-Similkameen**  
**2025-2029 Operational Financial Plan**  
**Net Zero Recycling Facility - 4320**

		2024 Budget	2025 Budget	2026 Budget	2027 Budget	2028 Budget	2029 Budget
<b>Recoveries</b>		<b>Recoveries</b>	<b>Recoveries</b>	<b>Recoveries</b>	<b>Recoveries</b>	<b>Recoveries</b>	<b>Recoveries</b>
	<b>Revenue</b>	<b>N/A</b>	<b>N/A</b>	<b>N/A</b>	<b>N/A</b>	<b>N/A</b>	<b>N/A</b>
Cost recoveries		1,542	-	-	-	-	-
<b>Total Revenue</b>		\$ 1,542	\$ -	\$ -	\$ -	\$ -	\$ -
	<b>Expense</b>						
Salaries & wages		1,500	-	-	-	-	-
Administration charge		42	-	-	-	-	-
<b>Total Expenses</b>		\$ 1,542	\$ -	\$ -	\$ -	\$ -	\$ -






**Regional District of Okanagan-Similkameen  
2025-2029 Operational Financial Plan  
West Bench Soil Removal And Deposition Service - 4400**

**BL 2966, 2022 No Tax Limit**

		2024 Budget	2025 Budget	2026 Budget	2027 Budget	2028 Budget	2029 Budget
No Limit		No Limit	No Limit	No Limit	No Limit	No Limit	No Limit
	<b>Revenue</b>						
		94.85%	-7.17%	3.24%	2.92%	2.86%	3.46%
Tax requisition		19,473	18,077	18,662	19,206	19,755	20,439
Approval fees		500	300	300	300	300	300
<b>Total Revenue</b>		<u>\$ 19,973</u>	<u>\$ 18,377</u>	<u>\$ 18,962</u>	<u>\$ 19,506</u>	<u>\$ 20,055</u>	<u>\$ 20,739</u>
	<b>Expense</b>						
Salaries & wages		13,832	15,158	15,727	16,257	16,791	17,341
Administration charge		465	485	501	515	530	548
Bylaw expenses		2,882	2,734	2,734	2,734	2,734	2,850
Transfer to operating reserves		2,794	-	-	-	-	-
<b>Total Expenses</b>		<u>\$ 19,973</u>	<u>\$ 18,377</u>	<u>\$ 18,962</u>	<u>\$ 19,506</u>	<u>\$ 20,055</u>	<u>\$ 20,739</u>



**Regional District of Okanagan-Similkameen  
2025-2029 Operational Financial Plan  
Electoral Area Planning - 5000**

LGA Part 26 - No Tax Limit

		2024 Budget	2025 Budget	2026 Budget	2027 Budget	2028 Budget	2029 Budget
<b>No Tax Limit</b>		<b>No Tax Limit</b>	<b>No Tax Limit</b>	<b>No Tax Limit</b>	<b>No Tax Limit</b>	<b>No Tax Limit</b>	<b>No Tax Limit</b>
	<b>Revenue</b>	<b>5.82%</b>	<b>4.64%</b>	<b>4.41%</b>	<b>4.40%</b>	<b>4.76%</b>	<b>3.08%</b>
Tax requisition		1,399,492	1,464,372	1,528,918	1,596,191	1,672,212	1,723,785
Development application fees		105,000	70,000	70,000	70,000	70,000	70,000
Transfer from operating reserve		70,000	20,000	60,000	40,000	10,000	-
Provincial grants		50,000	-	-	-	-	-
Prior years surplus / (deficit)		70,000	-	-	-	-	-
<b>Total Revenue</b>		<b>\$ 1,694,492</b>	<b>\$ 1,554,372</b>	<b>\$ 1,658,918</b>	<b>\$ 1,706,191</b>	<b>\$ 1,752,212</b>	<b>\$ 1,793,785</b>
	<b>Expense</b>						
Salaries & wages		909,960	1,051,282	1,093,862	1,129,404	1,163,892	1,199,265
Salaries & wages		6,441	-	-	-	-	-
Board of variance		788	808	828	900	950	1,000
APC expenses		1,576	1,615	1,655	2,000	2,000	2,250
Administration charge		86,979	88,398	91,500	94,189	96,806	99,170
Bylaw enforcement allocation		182,100	188,474	195,070	201,898	208,964	210,000
Consultants		100,000	100,000	100,000	100,000	100,000	100,000
<b>Consultants CF</b>		<b>70,000</b>	<b>-</b>	<b>-</b>	<b>-</b>	<b>-</b>	<b>-</b>
Planning referrals to subdivision servicing		20,000	5,000	5,000	5,000	5,000	5,000
Education & training		15,000	20,000	20,000	20,000	20,000	20,000
Official community plan		50,000	-	-	-	-	-
Environmental projects		10,000	-	-	-	-	-
Equipment		18,491	10,000	10,000	10,000	10,000	10,000
Insurance - liability		8,694	8,911	9,134	9,200	9,300	9,400
Legal fees		42,025	43,076	44,153	45,000	46,000	47,000
Legal fees - covenant registrations		7,100	7,200	7,300	7,400	7,500	7,700
Supplies		9,100	9,200	9,300	9,400	9,500	9,700
Advertising		15,500	10,000	10,500	11,000	11,500	12,000
Travel / leasing		4,203	4,308	4,416	4,500	4,500	5,000
Utilities - telephone		2,000	2,100	2,200	2,300	2,300	2,300
Transfer to operating reserve		130,332	-	50,000	50,000	50,000	50,000
Contingency		4,203	4,000	4,000	4,000	4,000	4,000
<b>Total Expenses</b>		<b>\$ 1,694,492</b>	<b>\$ 1,554,372</b>	<b>\$ 1,658,918</b>	<b>\$ 1,706,191</b>	<b>\$ 1,752,212</b>	<b>\$ 1,793,785</b>



**Regional District of Okanagan-Similkameen  
2025-2029 Operational Financial Plan  
Environmental Conservation - 5010**

BL 2690, 2016 - Assessment

		2024 Budget	2025 Budget	2026 Budget	2027 Budget	2028 Budget	2029 Budget
\$		932,835					
		<b>Compliant</b>	<b>Compliant</b>	<b>Compliant</b>	<b>Compliant</b>	<b>Compliant</b>	<b>Compliant</b>
	<b>Revenue</b>	-0.22%	0.21%	0.00%	0.00%	0.00%	0.00%
	Tax requisition	448,803	449,734	449,732	449,731	449,730	449,727
	<b>Total Revenue</b>	\$ 448,803	\$ 449,734	\$ 449,732	\$ 449,731	\$ 449,730	\$ 449,727
	<b>Expense</b>						
	Salaries & wages	-	989	1,031	1,065	1,096	1,130
	Administration charge	12,146	15,703	15,703	15,703	15,703	15,703
	Operations	40,179	40,781	41,393	42,221	43,000	43,000
	Grants	396,478	392,261	391,605	390,742	389,931	389,894
	<b>Total Expenses</b>	\$ 448,803	\$ 449,734	\$ 449,732	\$ 449,731	\$ 449,730	\$ 449,727



**Regional District of Okanagan-Similkameen  
2025-2029 Operational Financial Plan  
RGS - Sub Regional - 5020**

**BL 2421 & 2770 - No Tax Limit**

		2024 Budget	2025 Budget	2026 Budget	2027 Budget	2028 Budget	2029 Budget
<b>No Tax Limit</b>		<b>No Tax Limit</b>	<b>No Tax Limit</b>	<b>No Tax Limit</b>	<b>No Tax Limit</b>	<b>No Tax Limit</b>	<b>No Tax Limit</b>
	<b>Revenue</b>	<b>14.57%</b>	<b>3.87%</b>	<b>3.83%</b>	<b>3.14%</b>	<b>4.71%</b>	<b>4.47%</b>
	Tax requisition	51,907	53,915	55,980	57,737	60,454	63,155
	Transfer from reserve	-	2,000	2,000	2,000	2,000	2,000
	<b>Total Revenue</b>	<b>\$ 51,907</b>	<b>\$ 55,915</b>	<b>\$ 57,980</b>	<b>\$ 59,737</b>	<b>\$ 62,454</b>	<b>\$ 65,155</b>
	<b>Expense</b>						
	Salaries & wages	36,412	40,005	41,606	42,951	44,273	45,630
	Salaries & wages	64	-	-	-	-	-
	<b>Administration charge</b>	<b>1,856</b>	<b>1,952</b>	<b>2,024</b>	<b>2,086</b>	<b>2,181</b>	<b>2,275</b>
	Consultants	10,250	10,506	10,769	11,000	12,000	13,000
	Insurance - liability	250	300	350	400	500	550
	Supplies	1,025	1,051	1,077	1,100	1,200	1,300
	Advertising	2,050	2,101	2,154	2,200	2,300	2,400
	<b>Total Expenses</b>	<b>\$ 51,907</b>	<b>\$ 55,915</b>	<b>\$ 57,980</b>	<b>\$ 59,737</b>	<b>\$ 62,454</b>	<b>\$ 65,155</b>

Regional District of Okanagan-Similkameen  
2025-2029 Operational Financial Plan  
Bylaw Enforcement - 5100

		2024 Budget	2025 Budget	2026 Budget	2027 Budget	2028 Budget	2029 Budget
<b>Recoveries</b>		<b>Recoveries</b>	<b>Recoveries</b>	<b>Recoveries</b>	<b>Recoveries</b>	<b>Recoveries</b>	<b>Recoveries</b>
	<b>Revenue</b>	11.26%	5.56%	3.61%	3.39%	4.17%	4.22%
Bylaw recovery revenue		411,785	434,688	450,392	465,654	485,079	505,568
Enforcement fees		20,000	20,000	20,000	20,000	20,000	20,000
Business license fees			99,285	103,008	106,098	109,281	112,560
Transfer from operational reserve		-	13,000	15,000	15,000	10,000	5,000
<b>Total Revenue</b>		<b>\$ 431,785</b>	<b>\$ 566,973</b>	<b>\$ 588,400</b>	<b>\$ 606,752</b>	<b>\$ 624,360</b>	<b>\$ 643,128</b>
	<b>Expense</b>						
Salaries & wages		364,498	395,309	411,536	425,181	438,446	452,113
Salaries & wages		1,410	99,285	103,008	106,098	109,281	112,560
<b>Administration charge</b>		<b>20,345</b>	<b>26,092</b>	<b>27,078</b>	<b>27,923</b>	<b>28,733</b>	<b>29,597</b>
Education & training		5,403	5,450	5,548	6,000	6,500	6,630
Equipment		4,000	4,000	4,000	4,000	4,000	4,080
Insurance - liability		1,129	1,146	1,169	1,250	1,300	1,326
Legal		28,000	28,591	28,861	29,000	28,700	29,274
Supplies		3,500	3,500	3,500	3,500	3,500	3,570
Travel / leasing		3,500	3,600	3,700	3,800	3,900	3,978
<b>Total Expenses</b>		<b>\$ 431,785</b>	<b>\$ 566,973</b>	<b>\$ 588,400</b>	<b>\$ 606,752</b>	<b>\$ 624,360</b>	<b>\$ 643,128</b>

Regional District of Okanagan-Similkameen  
2025-2029 Operational Financial Plan  
Destruction Of Pests - 5500

Sec 767(5), SLP May 2,1967 - Assessment

		2024 Budget	2025 Budget	2026 Budget	2027 Budget	2028 Budget	2029 Budget
\$		2,649,855					
		<b>Compliant</b>	<b>Compliant</b>	<b>Compliant</b>	<b>Compliant</b>	<b>Compliant</b>	<b>Compliant</b>
	<b>Revenue</b>						
		-738.08%	-26.14%	18.55%	3.48%	3.39%	3.36%
	Tax requisition	4,071	3,007	3,565	3,689	3,814	3,942
	Contract - Oliver	285	295	305	316	327	338
	Contract - Village of Keremeos	285	295	305	316	327	338
	<b>Total Revenue</b>	\$ 4,641	\$ 3,597	\$ 4,175	\$ 4,321	\$ 4,468	\$ 4,618
	<b>Expense</b>						
	Salaries & wages	2,115	582	609	629	647	666
	Administration charge	166	126	146	151	156	161
	Operations - health & safety	54	56	58	60	62	64
	Contract services - spraying	1,500	2,000	2,500	2,588	2,678	2,772
	Education & training	268	277	287	297	308	318
	Insurance - liability	20	20	21	22	23	23
	Supplies	52	54	55	57	59	61
	Advertising	207	214	222	230	238	246
	Travel / leasing	259	268	277	287	297	307
	<b>Total Expenses</b>	\$ 4,641	\$ 3,597	\$ 4,175	\$ 4,321	\$ 4,468	\$ 4,618



**Regional District of Okanagan-Similkameen  
2025-2029 Operational Financial Plan  
Nuisance Control (Regional Service) - 5550**

BL 2198.01, 2008 - Maximum Tax Limit

		2024 Budget	2025 Budget	2026 Budget	2027 Budget	2028 Budget	2029 Budget
\$		31,250					
		<b>Compliant</b>	<b>Compliant</b>	<b>Compliant</b>	<b>Compliant</b>	<b>Compliant</b>	<b>Compliant</b>
	<b>Revenue</b>	9.20%	2.86%	0.10%	0.10%	0.10%	0.11%
	Tax requisition	25,927	26,668	26,695	26,723	26,751	26,781
	<b>Total Revenue</b>	\$ 25,927	\$ 26,668	\$ 26,695	\$ 26,723	\$ 26,751	\$ 26,781
	<b>Expense</b>						
	Salaries & wages	-	737	763	790	817	846
	Administration charge	927	931	932	933	934	935
	Starling control	25,000	25,000	25,000	25,000	25,000	25,000
	<b>Total Expenses</b>	\$ 25,927	\$ 26,668	\$ 26,695	\$ 26,723	\$ 26,751	\$ 26,781

Regional District of Okanagan-Similkameen  
2025-2029 Operational Financial Plan  
Destruction Of Pests - Penticton - 5600

		2024 Budget	2025 Budget	2026 Budget	2027 Budget	2028 Budget	2029 Budget
<b>No Tax Limit</b>		<b>No Tax Limit</b>	<b>No Tax Limit</b>	<b>No Tax Limit</b>	<b>No Tax Limit</b>	<b>No Tax Limit</b>	<b>No Tax Limit</b>
	<b>Revenue</b>						
		-331.86%	-22.26%	3.75%	3.42%	3.31%	3.26%
Contract - Penticton		2,066	1,606	1,666	1,723	1,780	1,838
<b>Total Revenue</b>		<b>\$ 2,066</b>	<b>\$ 1,606</b>	<b>\$ 1,666</b>	<b>\$ 1,723</b>	<b>\$ 1,780</b>	<b>\$ 1,838</b>
	<b>Expense</b>						
Salaries & wages		1,058	582	609	629	647	666
Administration charge		74	56	58	60	62	64
Operations - health & safety		52	54	55	57	59	61
Contract services - spraying		500	518	536	554	574	594
Education & training		106	109	113	117	121	125
Insurance - liability		23	24	24	25	26	27
Supplies		53	55	57	59	61	63
Advertising		100	104	107	111	115	119
Travel / leasing		100	104	107	111	115	119
<b>Total Expenses</b>		<b>\$ 2,066</b>	<b>\$ 1,606</b>	<b>\$ 1,666</b>	<b>\$ 1,723</b>	<b>\$ 1,780</b>	<b>\$ 1,838</b>



Regional District of Okanagan-Similkameen  
2025-2029 Operational Financial Plan  
Mosquito Control - 5700

Research is required to determine if there is a limit

	2024 Budget	2025 Budget	2026 Budget	2027 Budget	2028 Budget	2029 Budget
<b>Revenue</b>	<b>9.57%</b>	<b>4.93%</b>	<b>4.96%</b>	<b>4.12%</b>	<b>3.65%</b>	<b>3.51%</b>
Tax requisition	186,627	195,827	205,538	214,013	221,834	229,615
Transfer from reserve	50	-	-	-	-	-
Transfer from operating reserve	8,000	3,600	1,500	300	-	-
Miscellaneous revenue	28,000	25,000	25,000	25,000	25,000	25,000
<b>Total Revenue</b>	<b>\$ 222,677</b>	<b>\$ 224,427</b>	<b>\$ 232,038</b>	<b>\$ 239,313</b>	<b>\$ 246,834</b>	<b>\$ 254,615</b>
<b>Expense</b>						
Salaries & wages	99,885	110,110	114,828	118,574	122,152	125,837
Salaries & wages	5,251	5,595	5,805	5,979	6,158	6,343
Administration charge	7,707	7,576	7,822	8,033	8,239	8,451
Helicopter spraying	40,000	29,000	29,580	30,172	30,775	31,391
Permit fees	1,056	1,077	1,099	1,121	1,143	1,166
Operations - health & safety	528	539	550	561	572	583
Consultants	1,200	1,224	1,248	1,273	1,298	1,324
Education & training	1,077	1,099	1,121	1,143	1,166	1,189
Depreciation	4,000	-	-	-	-	-
Equipment	1,224	2,000	2,040	2,081	2,123	2,165
Insurance - liability	870	887	905	923	941	960
Insurance - vehicle	2,231	2,276	2,322	2,368	2,415	2,463
Supplies	40,000	40,800	41,616	42,448	43,297	44,163
Advertising	510	520	530	541	552	563
Travel / leasing	13,260	13,525	13,796	14,072	14,353	14,640
Utilities - telephone	728	743	758	773	788	804
Transfer to vehicle replacement reserve	1,000	5,500	6,120	6,242	6,367	6,494
Transfer to interest reserve	50	50	50	50	50	50
Transfer to operating reserve	2,100	1,906	1,848	2,959	4,444	6,029
<b>Total Expenses</b>	<b>\$ 222,677</b>	<b>\$ 224,427</b>	<b>\$ 232,038</b>	<b>\$ 239,313</b>	<b>\$ 246,834</b>	<b>\$ 254,615</b>



**Regional District of Okanagan-Similkameen  
2025-2029 Operational Financial Plan  
Destruction Of Pests - Summerland - 5800**

		2024 Budget	2025 Budget	2026 Budget	2027 Budget	2028 Budget	2029 Budget
<b>No Tax Limit</b>		<b>No Tax Limit</b>	<b>No Tax Limit</b>	<b>No Tax Limit</b>	<b>No Tax Limit</b>	<b>No Tax Limit</b>	<b>No Tax Limit</b>
	<b>Revenue</b>	-115.94%	-22.45%	3.75%	3.45%	3.34%	2.82%
Contract - Summerland		2,050	1,590	1,650	1,707	1,764	1,813
<b>Total Revenue</b>		<b>\$ 2,050</b>	<b>\$ 1,590</b>	<b>\$ 1,650</b>	<b>\$ 1,707</b>	<b>\$ 1,764</b>	<b>\$ 1,813</b>
	<b>Expense</b>						
Salaries & wages		1,058	582	609	629	647	666
Administration charge		73	56	58	60	62	63
Operations - health & safety		104	107	111	115	119	123
Contract services - spraying		400	414	428	443	459	465
Education & training		100	104	107	111	115	120
Insurance - liability		9	10	10	10	11	11
Supplies		106	109	113	117	121	125
Advertising		100	104	107	111	115	120
Travel / leasing		100	104	107	111	115	120
<b>Total Expenses</b>		<b>\$ 2,050</b>	<b>\$ 1,590</b>	<b>\$ 1,650</b>	<b>\$ 1,707</b>	<b>\$ 1,764</b>	<b>\$ 1,813</b>



**Regional District of Okanagan-Similkameen  
2025-2029 Operational Financial Plan  
Sterile Insect Release Program - 6000**

BL 1101, 1989 Limit based on Assessment of land only

		2024 Budget	2025 Budget	2026 Budget	2027 Budget	2028 Budget	2029 Budget
\$		532,680					
	<b>Revenue</b>	<b>Compliant</b>	<b>REVIEW SOON</b>	<b>REVIEW REQUIRED</b>	<b>REVIEW REQUIRED</b>	<b>REVIEW REQUIRED</b>	<b>REVIEW REQUIRED</b>
		6.31%	5.91%	5.97%	5.90%	4.02%	1.95%
	Tax requisition	516,081	546,568	579,197	613,342	637,971	650,388
	Parcel tax	518,912	529,290	539,876	550,674	572,786	590,000
	Grant in lieu of taxes	4,500	4,500	4,500	4,500	4,500	4,500
	<b>Total Revenue</b>	\$ 1,039,493	\$ 1,080,358	\$ 1,123,573	\$ 1,168,516	\$ 1,215,257	\$ 1,244,888
	<b>Expense</b>						
	Administration charge	28,131	28,541	29,683	30,870	32,105	32,888
	Transfer to SIR	1,011,362	1,051,817	1,093,890	1,137,646	1,183,152	1,212,000
	<b>Total Expenses</b>	\$ 1,039,493	\$ 1,080,358	\$ 1,123,573	\$ 1,168,516	\$ 1,215,257	\$ 1,244,888



**Regional District of Okanagan-Similkameen  
2025-2029 Operational Financial Plan  
Okanagan Basin Water Board - 6500**

**Limit Based on Assessment**

		2024 Budget	2025 Budget	2026 Budget	2027 Budget	2028 Budget	2029 Budget
\$		887,906					
		<b>Compliant</b>	<b>Compliant</b>	<b>Compliant</b>	<b>REVIEW SOON</b>	<b>REVIEW SOON</b>	<b>REVIEW REQUIRED</b>
	<b>Revenue</b>	2.11%	2.94%	2.50%	2.50%	3.52%	4.65%
	Tax requisition	788,959	812,168	832,472	853,284	883,336	924,422
	<b>Total Revenue</b>	\$ 788,959	\$ 812,168	\$ 832,472	\$ 853,284	\$ 883,336	\$ 924,422
	<b>Expense</b>						
	Administration charge	21,351	21,456	21,992	22,542	23,336	24,422
	Transfer to OBWB	767,608	790,712	810,480	830,742	860,000	900,000
	<b>Total Expenses</b>	\$ 788,959	\$ 812,168	\$ 832,472	\$ 853,284	\$ 883,336	\$ 924,422



**Regional District of Okanagan-Similkameen  
2025-2029 Operational Financial Plan  
Arena - Princeton / Area "H" - 7000**

RG731, Z714, BL 2666,2014 - Assessment

		2024 Budget	2025 Budget	2026 Budget	2027 Budget	2028 Budget	2029 Budget
\$		454,574					
		<b>Compliant</b>	<b>Compliant</b>	<b>Compliant</b>	<b>Compliant</b>	<b>Compliant</b>	<b>Compliant</b>
	<b>Revenue</b>	1.38%	1.41%	2.00%	2.00%	1.50%	0.63%
Tax requisition		\$ 294,215	\$ 298,367	\$ 304,334	\$ 310,421	\$ 315,077	\$ 317,071
<b>Total Revenue</b>		\$ 294,215	\$ 298,367	\$ 304,334	\$ 310,421	\$ 315,077	\$ 317,071
	<b>Expense</b>						
Administration charge		10,521	10,418	10,626	10,839	11,001	11,071
Contract services		283,694	287,949	293,708	299,582	304,076	306,000
<b>Total Expenses</b>		\$ 294,215	\$ 298,367	\$ 304,334	\$ 310,421	\$ 315,077	\$ 317,071



**Regional District of Okanagan-Similkameen  
2025-2029 Operational Financial Plan  
Arena - Osoyoos / Area "A" - 7050**

BL 2540, 2010 Assessment

		2024 Budget	2025 Budget	2026 Budget	2027 Budget	2028 Budget	2029 Budget	
\$		1,115,040	No Tax Limit	No Tax Limit	No Tax Limit	No Tax Limit	No Tax Limit	
	<b>Revenue</b>		<b>2.01%</b>	<b>15.53%</b>	<b>5.76%</b>	<b>4.19%</b>	<b>-2.08%</b>	<b>2.24%</b>
	Tax requisition	620,780	717,175	758,496	790,277	773,836	791,186	
	Grant in lieu of taxes	4,000	4,000	4,000	4,000	4,000	4,000	
	Revenue - mezzanine rental	2,160	2,500	2,630	2,710	2,800	2,890	
	Revenue - concession	2,210	2,400	2,520	2,600	2,680	2,770	
	Revenue - skating	33,000	36,000	37,800	38,940	40,120	41,340	
	Revenue - hockey	117,730	126,200	132,510	136,510	140,620	144,860	
	Revenue - maintenance contribution	9,450	11,000	11,550	11,900	12,260	12,630	
	Grants	250,000	-	-	-	-	-	
	Miscellaneous revenue	2,200	2,300	2,380	2,430	2,480	2,540	
	<b>Total Revenue</b>	\$ 1,041,530	\$ 901,575	\$ 951,886	\$ 989,367	\$ 978,796	\$ 1,002,216	
	<b>Expense</b>							
	Salaries & wages	462,000	499,300	519,280	540,060	556,650	573,360	
	Administration charge	1,000	1,000	1,000	1,000	1,000	1,000	
	Administration charges - Town of Osoyoos	12,000	12,000	12,000	12,000	12,000	12,000	
	Building maintenance	65,000	127,000	144,550	147,170	149,860	152,610	
	Equipment maintenance - vehicles	3,500	6,000	6,150	6,310	6,470	6,640	
	Capital expenditures	300,000	-	-	-	-	-	
	Supplies	14,320	15,500	15,920	16,350	16,780	17,220	
	Utilities	108,380	113,400	116,250	119,170	122,160	125,220	
	Debt (including Zamboni debt)	68,080	23,400	32,511	42,812	9,111	9,111	
	Transfer to equipment reserve	-	94,275	94,275	94,275	94,275	94,275	
	Other expenses - miscellaneous	7,250	9,700	9,950	10,220	10,490	10,780	
	<b>Total Expenses</b>	\$ 1,041,530	\$ 901,575	\$ 951,886	\$ 989,367	\$ 978,796	\$ 1,002,216	



**Regional District of Okanagan-Similkameen  
2025-2029 Operational Financial Plan  
Arena - Oliver / Area "C" - 7100**

RG 735,C714, RG737, BL 318 - No Tax Limit

		2024 Budget	2025 Budget	2026 Budget	2027 Budget	2028 Budget	2029 Budget
		No Tax Limit	No Tax Limit	No Tax Limit	No Tax Limit	No Tax Limit	No Tax Limit
<b>No Tax Limit</b>							
	<b>Revenue</b>	<b>12.46%</b>	<b>-13.84%</b>	<b>1.24%</b>	<b>2.60%</b>	<b>2.61%</b>	<b>2.58%</b>
Tax requisition		538,580	464,032	469,806	482,039	494,638	507,419
Grant in lieu of taxes		2,790	3,236	3,333	3,433	3,536	3,642
Agreement - Osoyoos Indian Band		33,786	22,560	22,782	23,428	24,093	24,769
Revenue - recreation programs		95,600	104,900	108,047	111,288	114,627	118,066
<b>Total Revenue</b>		<b>\$ 670,756</b>	<b>\$ 594,728</b>	<b>\$ 603,968</b>	<b>\$ 620,188</b>	<b>\$ 636,894</b>	<b>\$ 653,896</b>
	<b>Expense</b>						
Salaries & wages		293	-	-	-	-	-
Administration charge RDOS		1,000	1,000	1,000	1,000	1,000	1,000
Administration charge Oliver		10,000	10,000	10,000	10,000	10,000	10,000
Operations		523,053	467,156	479,638	494,164	509,141	524,596
Insurance - property		10,271	10,477	10,686	10,900	11,118	12,000
Insurance - liability		6,094	-	-	-	-	-
Insurance - vehicles			1,631	1,680	1,730	1,782	1,836
Transfer to reserve		120,045	75,000	71,500	72,930	74,389	75,000
Debt interest (3067/2844)		-	15,320	15,320	15,320	15,320	15,320
Debt principal (3067/2844)		-	14,144	14,144	14,144	14,144	14,144
<b>Total Expenses</b>		<b>\$ 670,756</b>	<b>\$ 594,728</b>	<b>\$ 603,968</b>	<b>\$ 620,188</b>	<b>\$ 636,894</b>	<b>\$ 653,896</b>



**Regional District of Okanagan-Similkameen  
2025-2029 Operational Financial Plan  
Recreation Facility - Keremeos / Areas "B" & "G" - 7200**

RG 734 -535, RG 735 - g716, RG 735 \*B716 BL 1470.02, 2006

	2024 Budget	2025 Budget	2026 Budget	2027 Budget	2028 Budget	2029 Budget
<b>\$</b>	<b>877,388</b>					
	<b>Compliant</b>	<b>Compliant</b>	<b>Compliant</b>	<b>Compliant</b>	<b>Compliant</b>	<b>Compliant</b>
<b>Revenue</b>	<b>20.56%</b>	<b>6.42%</b>	<b>8.17%</b>	<b>9.92%</b>	<b>4.73%</b>	<b>5.47%</b>
Tax requisition	555,531	591,174	639,449	702,903	736,127	776,413
Grant in lieu of taxes	139	1,000	1,000	1,000	1,000	1,000
Revenue - fitness	28,000	45,000	46,350	47,741	49,173	50,648
Revenue - climbing wall	500	550	567	583	601	619
Revenue - bowling	14,490	18,000	18,540	19,096	19,669	20,259
Revenue - squash	106	110	114	118	122	124
Revenue - facility rental	500	550	567	583	601	619
Revenue - recreation	20,000	24,000	24,720	25,462	26,225	27,012
Revenue - concession	2,639	3,000	3,090	3,183	3,278	3,377
Revenue - ice rink	12,420	14,000	14,420	14,853	15,298	15,757
Provincial grants	-	600	618	637	656	675
Provincial grants - employment	3,105	3,198	3,297	3,393	3,495	3,600
Miscellaneous revenue	1,000	1,030	1,061	1,093	1,126	1,159
Donations	3,000	2,500	2,575	2,652	2,732	2,814
<b>Total Revenue</b>	<b>\$ 641,430</b>	<b>\$ 704,712</b>	<b>\$ 756,368</b>	<b>\$ 823,297</b>	<b>\$ 860,103</b>	<b>\$ 904,076</b>
<b>Expense</b>						
Salaries & wages	269,026	306,535	319,057	329,560	339,785	350,345
Salaries & wages	18,748	(2,892)	(1,267)	(1,336)	(966)	68,221
Salaries & wages	20,000	-	-	-	-	-
Salaries & wages - labourer	19,000	46,000	47,610	49,276	51,001	52,786
Salaries & wages - students	3,000	21,000	21,630	22,279	22,947	23,636
Salaries & wages - recreation instructors	18,000	27,000	28,350	29,768	31,256	32,819
Salaries & wages - summer staff	4,140	7,200	7,452	7,713	7,983	8,262
Administration charge	25,983	28,807	29,984	31,500	32,553	36,958
IT support costs	5,356	5,517	5,682	5,853	6,028	6,149
Is	1,035	1,087	1,119	1,153	1,188	1,223
Building maintenance	-	500	1,000	1,500	2,000	2,500
Maintenance - janitorial	14,000	18,000	18,540	19,096	19,669	20,259
Equipment maintenance	7,000	7,210	7,426	7,649	7,879	8,115
Contract services	24,661	27,134	27,954	39,210	40,385	41,597
Education & training	7,369	7,590	7,818	8,052	8,294	8,543
Equipment	12,000	14,360	14,863	15,383	15,921	16,478
Park & facility improvements	6,210	6,396	6,588	6,786	6,989	7,199
Insurance - property	22,484	23,159	23,853	24,569	25,306	26,065
Insurance - liability	3,623	3,732	3,844	3,959	4,078	4,200
Supplies - recreation	4,896	5,043	5,194	5,350	5,510	5,676
Supplies - facility	10,558	16,000	16,560	17,139	17,739	18,360
Supplies - concession	1,346	2,000	2,060	2,122	2,185	2,251
Special events	4,658	4,798	4,942	5,090	5,243	5,400
Advertising	4,244	4,371	4,502	4,638	4,777	4,920
Travel / leasing	6,728	6,930	7,138	7,352	7,572	7,800
Utilities	37,365	38,486	39,641	40,830	42,055	43,316
Transfer to capital reserve	90,000	15,739	43,000	75,000	87,000	101,000
Transfer to capital reserve	-	49,433	61,828	63,806	65,726	(0)
Transfer to operating reserve	-	13,577	-	-	-	-
<b>Total Expenses</b>	<b>\$ 641,430</b>	<b>\$ 704,712</b>	<b>\$ 756,368</b>	<b>\$ 823,297</b>	<b>\$ 860,103</b>	<b>\$ 904,076</b>





**Regional District of Okanagan-Similkameen  
2025-2029 Operational Financial Plan  
Pool - Oliver / Area "C" - 7300**

RG735, C714, BL 1901 - Assessment

		2024 Budget	2025 Budget	2026 Budget	2027 Budget	2028 Budget	2029 Budget
\$		801,446					
	<b>Revenue</b>	<b>Compliant</b>	<b>Compliant</b>	<b>Compliant</b>	<b>Compliant</b>	<b>Compliant</b>	<b>Compliant</b>
		-7.40%	10.03%	3.03%	2.92%	2.92%	2.88%
	Tax requisition	264,584	291,119	299,930	308,679	317,687	326,835
	Grant in lieu of taxes	1,918	2,684	2,764	2,847	2,933	3,020
	Agreement - Osoyoos Indian Band	16,185	18,354	18,894	19,430	19,982	20,542
	Revenue - recreation programs	74,000	87,000	89,610	92,298	95,067	97,919
	<b>Total Revenue</b>	\$ 356,687	\$ 399,157	\$ 411,198	\$ 423,254	\$ 435,669	\$ 448,316
	<b>Expense</b>						
	Administration charge RDOS	1,000	1,000	1,000	1,000	1,000	1,000
	Administration charge Oliver	10,000	10,000	10,000	10,000	10,000	10,000
	Operations	336,675	383,672	395,615	407,571	419,884	432,464
	Insurance - property	3,612	3,684	3,758	3,833	3,910	3,950
	Insurance - liability	5,400	-	-	-	-	-
	Insurance - vehicle		801	825	850	875	902
	<b>Total Expenses</b>	\$ 356,687	\$ 399,157	\$ 411,198	\$ 423,254	\$ 435,669	\$ 448,316



**Regional District of Okanagan-Similkameen  
2025-2029 Operational Financial Plan  
Pool - Keremeos / Areas "B" & "G" - 7310**

RG 734 -535, RG 735 - g716, RG 735 \*B716 Bl 2119.01


	2024 Budget	2025 Budget	2026 Budget	2027 Budget	2028 Budget	2029 Budget
<b>\$</b>	<b>235,397</b>					
	<b>Compliant</b>	<b>Compliant</b>	<b>Compliant</b>	<b>Compliant</b>	<b>Compliant</b>	<b>Compliant</b>
<b>Revenue</b>	<b>53.06%</b>	<b>-1.23%</b>	<b>13.44%</b>	<b>4.55%</b>	<b>4.29%</b>	<b>4.22%</b>
Tax requisition	160,429	158,459	179,752	187,932	196,000	204,266
Revenue - swimming	12,000	17,000	17,510	18,035	18,576	19,134
Swimming - school program	1,000	1,000	1,030	1,061	1,093	1,126
Transfer from Community Works Fund (Gas Tax)	6,000	-	-	-	-	-
Revenue - swim club	2,300	2,500	2,575	2,652	2,732	2,814
Transfer from operating reserve	-	15,000	-	-	-	-
<b>Total Revenue</b>	<b>\$ 181,729</b>	<b>\$ 193,959</b>	<b>\$ 200,867</b>	<b>\$ 209,680</b>	<b>\$ 218,401</b>	<b>\$ 227,340</b>
<b>Expense</b>						
Salaries & wages	69,041	100,071	104,022	107,515	110,978	114,553
Salaries & wages	7,886	6,382	6,621	6,483	6,677	6,877
Salaries & wages - lifeguards	45,000	50,000	51,750	53,561	55,436	57,376
Administration charge	4,377	5,111	5,293	5,460	5,638	5,821
Contract services	3,328	381	223	229	236	243
Education & training	-	3,000	3,090	3,183	3,278	3,377
Park & facility improvements	6,000	5,000	5,150	5,305	5,464	5,628
Insurance - property	787	811	835	860	886	912
Insurance - liability	1,254	1,292	1,330	1,370	1,411	1,454
Supplies - recreation	533	549	565	582	600	618
Supplies - facility	12,007	9,000	9,270	9,548	9,835	10,130
Travel / leasing	1,919	1,977	2,036	2,097	2,160	2,225
Utilities	9,597	9,885	10,181	10,487	10,802	11,126
Transfer to reserve	20,000	500	500	3,000	5,000	7,000
<b>Total Expenses</b>	<b>\$ 181,729</b>	<b>\$ 193,959</b>	<b>\$ 200,867</b>	<b>\$ 209,680</b>	<b>\$ 218,401</b>	<b>\$ 227,340</b>



**Regional District of Okanagan-Similkameen  
2025-2029 Operational Financial Plan  
Recreation Hall - Oliver / "C" - 7400**

RG735, C714, BL 1347 - Assessment

		2024 Budget	2025 Budget	2026 Budget	2027 Budget	2028 Budget	2029 Budget
\$		1,178,597					
	<b>Revenue</b>	<b>Compliant</b>	<b>Compliant</b>	<b>Compliant</b>	<b>Compliant</b>	<b>Compliant</b>	<b>Compliant</b>
		-0.22%	7.26%	3.03%	2.91%	2.91%	2.87%
Tax requisition		282,526	303,029	312,211	321,300	330,659	340,150
Grant in lieu of taxes		1,462	3,860	3,976	4,095	4,219	4,345
Agreement - Osoyoos Indian Band		17,704	26,402	27,179	27,950	28,744	29,550
Rental revenue - hall		110,200	125,150	128,905	132,772	136,755	140,857
<b>Total Revenue</b>		\$ 411,892	\$ 458,441	\$ 472,271	\$ 486,117	\$ 500,377	\$ 514,902
	<b>Expense</b>						
Administration charge RDOS		1,000	1,000	1,000	1,000	1,000	1,000
Administration charge Oliver		10,000	10,000	10,000	10,000	10,000	10,000
Operations		389,143	438,673	452,319	465,977	480,045	494,189
Insurance - property		7,757	7,912	8,070	8,232	8,397	8,750
Insurance - liability		3,992	-	-	-	-	-
Insurance - vehicle			856	882	908	935	963
<b>Total Expenses</b>		\$ 411,892	\$ 458,441	\$ 472,271	\$ 486,117	\$ 500,377	\$ 514,902



**Regional District of Okanagan-Similkameen  
2025-2029 Operational Financial Plan  
Frank Venables Auditorium - Oliver / Area "C" - 7410**

BL 2466,2009 - Assessment

		2024 Budget	2025 Budget	2026 Budget	2027 Budget	2028 Budget	2029 Budget
\$		848,590					
		<b>Compliant</b>	<b>Compliant</b>	<b>Compliant</b>	<b>Compliant</b>	<b>Compliant</b>	<b>Compliant</b>
	<b>Revenue</b>	9.16%	10.91%	0.00%	0.00%	0.00%	0.00%
	Tax requisition	268,923	298,258	298,258	298,258	298,258	298,258
	<b>Total Revenue</b>	\$ 268,923	\$ 298,258	\$ 298,258	\$ 298,258	\$ 298,258	\$ 298,258
	<b>Expense</b>						
	Debt interest (Bylaw 2646/2467)	144,670	167,240	167,240	167,240	167,240	167,240
	Debt principal (Bylaw 2646/2467)	124,253	131,018	131,018	131,018	131,018	131,018
	<b>Total Expenses</b>	\$ 268,923	\$ 298,258	\$ 298,258	\$ 298,258	\$ 298,258	\$ 298,258



**Regional District of Okanagan-Similkameen  
2025-2029 Operational Financial Plan  
Venables Theatre Service - 7420**

RG737, C714, BL 2660,2014 - Assessment

		2024 Budget	2025 Budget	2026 Budget	2027 Budget	2028 Budget	2029 Budget
\$		<b>330,007</b>	<b>Compliant</b>	<b>Compliant</b>	<b>Compliant</b>	<b>Compliant</b>	<b>Compliant</b>
	<b>Revenue</b>		<b>3.75%</b>	<b>3.38%</b>	<b>3.50%</b>	<b>3.50%</b>	<b>3.50%</b>
	Tax requisition		125,934	130,191	134,748	139,464	144,346
	<b>Total Revenue</b>	\$	125,934	\$ 130,191	\$ 134,748	\$ 139,464	\$ 144,346
	<b>Expense</b>						
	Administration charge		5,934	5,991	6,201	6,418	6,643
	Contract services		120,000	124,200	128,547	133,046	137,703
	<b>Total Expenses</b>	\$	125,934	\$ 130,191	\$ 134,748	\$ 139,464	\$ 144,346



**Regional District of Okanagan-Similkameen  
2025-2029 Operational Financial Plan  
Recreation Commission - Tulameen - 7490**

BL 1951, 1999 - Assessment

		2024 Budget	2025 Budget	2026 Budget	2027 Budget	2028 Budget	2029 Budget
\$		294,136					
		<b>Compliant</b>	<b>Compliant</b>	<b>Compliant</b>	<b>Compliant</b>	<b>Compliant</b>	<b>Compliant</b>
	<b>Revenue</b>						
		4.69%	-12.65%	4.09%	4.03%	3.97%	3.74%
Tax requisition		87,012	76,007	79,116	82,301	85,569	88,773
<b>Total Revenue</b>		\$ 87,012	\$ 76,007	\$ 79,116	\$ 82,301	\$ 85,569	\$ 88,773
	<b>Expense</b>						
Salaries & wages		7,582	11,992	12,457	12,880	13,298	13,730
Salaries & wages		1,375	6,733	6,986	7,195	7,411	7,633
Administration charge		2,094	2,383	2,460	2,539	2,620	2,700
Contract - Tulameen Rec. Society		29,084	30,015	30,975	31,966	32,989	33,979
Contract services		8,281	6,584	6,787	7,008	7,235	7,453
Insurance - property		1,892	1,953	2,015	2,079	2,146	2,210
Park improvements		1,967	2,030	2,095	2,162	2,231	2,298
Supplies - parks		518	1,110	552	570	588	606
Mileage		3,105	3,204	3,307	3,413	3,522	3,628
Utilities		2,650	2,232	2,822	2,912	3,006	3,096
Transfer to capital reserve		26,910	7,771	8,660	9,577	10,523	11,439
Transfer to operating reserve		1,554	-	-	-	-	-
<b>Total Expenses</b>		\$ 87,012	\$ 76,007	\$ 79,116	\$ 82,301	\$ 85,569	\$ 88,773

Regional District of Okanagan-Similkameen  
2025-2029 Operational Financial Plan  
Recreation Commission - Area "A" -7510

RG735, A714, Section 767.5 - Assessment

		2024 Budget	2025 Budget	2026 Budget	2027 Budget	2028 Budget	2029 Budget
\$		98,432					
		Compliant	Compliant	Compliant	Compliant	Compliant	Compliant
	Revenue	0.62%	3.22%	0.14%	0.15%	0.15%	-0.31%
	Tax requisition	73,234	75,593	75,699	75,809	75,922	75,689
	<b>Total Revenue</b>	<u>\$ 73,234</u>	<u>\$ 75,593</u>	<u>\$ 75,699</u>	<u>\$ 75,809</u>	<u>\$ 75,922</u>	<u>\$ 75,689</u>
	Expense						
	Salaries & wages	326	2,654	2,747	2,844	2,942	3,046
	Administration charge	2,608	2,629	2,632	2,635	2,639	2,643
	Contracts - Osoyoos	70,000	70,000	70,000	70,000	70,000	70,000
	Transfer to operating reserve	300	310	320	330	341	-
	<b>Total Expenses</b>	<u>\$ 73,234</u>	<u>\$ 75,593</u>	<u>\$ 75,699</u>	<u>\$ 75,809</u>	<u>\$ 75,922</u>	<u>\$ 75,689</u>



**Regional District of Okanagan-Similkameen  
2025-2029 Operational Financial Plan  
Recreation Commission - Ok Falls - 7520**

F714, F715 BL 2684, 2015- Assessment

	2024 Budget	2025 Budget	2026 Budget	2027 Budget	2028 Budget	2029 Budget
<b>\$</b>	<b>1,230,002</b>					
	<b>Compliant</b>	<b>Compliant</b>	<b>Compliant</b>	<b>Compliant</b>	<b>Compliant</b>	<b>Compliant</b>
<b>Revenue</b>	<b>8.81%</b>	<b>10.40%</b>	<b>-2.76%</b>	<b>8.96%</b>	<b>4.39%</b>	<b>3.06%</b>
Tax requisition	\$ 821,571	\$ 906,988	\$ 881,934	\$ 960,940	\$ 1,003,170	\$ 1,033,851
Rental revenue	25,339	22,226	22,893	23,579	24,286	25,015
Registration fees - recreation programs	15,558	12,928	13,316	13,715	14,126	14,550
Registration fees - summer programs	1,584	1,639	1,688	1,739	1,791	1,845
Transfer from reserve	-	-	13,000	-	13,000	-
Transfer from Community Works Fund (Gas Tax)	20,008	31,568	32,515	33,490	34,495	35,530
<b>Total Revenue</b>	<b>\$ 884,060</b>	<b>\$ 975,349</b>	<b>\$ 965,346</b>	<b>\$ 1,033,463</b>	<b>\$ 1,090,868</b>	<b>\$ 1,110,791</b>
<b>Expense</b>						
Salaries & wages	324,777	408,215	424,707	437,992	450,843	464,120
Salaries & wages	(31,384)	40,001	30,178	48,837	49,637	71,026
Part time wages - recreation instructors	21,326	22,072	22,734	23,416	24,118	24,842
Wages - recreation summer staff	3,199	4,200	4,326	4,456	4,590	4,728
Administration charge	35,566	44,408	44,360	47,643	48,149	50,784
IS	2,329	2,411	2,483	2,557	2,634	2,713
Maintenance - parks	-	1,250	1,278	1,301	1,326	1,350
Grant expenditure #3	800	828	853	879	905	932
Contract services - parks	93,072	73,493	75,520	77,780	80,108	82,505
Education & training	3,991	4,131	4,255	4,383	4,514	4,649
Parks improvements	20,008	31,568	19,125	33,700	20,291	20,901
Insurance - property	8,018	9,500	9,785	10,079	10,381	10,692
Insurance - liability	4,832	5,002	5,152	5,307	5,466	5,630
Supplies - recreation	13,132	13,592	14,000	14,420	14,853	15,299
Supplies - parks	39,145	41,215	42,452	43,726	45,038	46,390
Special events	4,199	4,000	4,120	4,244	4,371	4,502
Advertising - programs	5,218	5,400	5,562	5,729	5,900	6,077
Travel / leasing	25,418	28,307	29,156	30,030	30,931	31,859
Utilities - park	26,078	23,034	23,725	24,436	25,169	25,924
Utilities - recreation center	7,145	11,595	12,027	12,476	12,942	13,428
MFA leasing	9,597	9,933	10,231	10,538	10,854	11,180
Debt interest (Bylaw 2742/2685) + Bylaw 2617/2525)	79,614	79,614	79,614	79,614	79,614	79,614
Debt principal (Bylaw 2742/2685)+ (Bylaw 2617/2525)	83,880	83,880	83,880	83,880	83,880	83,880
Bank charges & interest	4,100	4,100	4,223	4,350	4,481	4,615
Transfer to reserve	100,000	23,600	11,600	21,690	69,873	43,151
<b>Total Expenses</b>	<b>\$ 884,060</b>	<b>\$ 975,349</b>	<b>\$ 965,346</b>	<b>\$ 1,033,463</b>	<b>\$ 1,090,868</b>	<b>\$ 1,110,791</b>





**Regional District of Okanagan-Similkameen  
2025-2029 Operational Financial Plan  
Recreation Commission - Kaleden - 7530**

N715, N714 - BL 2914, 2020 - Assessment

	2024 Budget	2025 Budget	2026 Budget	2027 Budget	2028 Budget	2029 Budget
<b>\$</b>	<b>469,987</b>					
<b>Revenue</b>	<b>Compliant</b>	<b>Compliant</b>	<b>Compliant</b>	<b>Compliant</b>	<b>Compliant</b>	<b>Compliant</b>
	11.99%	1.47%	44.90%	-24.41%	2.75%	4.80%
Tax requisition	303,586	308,050	446,351	337,394	346,667	363,293
Rental revenue - library	13,455	13,886	14,303	14,732	15,174	15,629
Rental revenue - hall	4,000	7,000	7,232	7,449	7,672	7,902
Rental revenue - hotel site	3,000	-	-	-	-	-
User fees - recreation programs	5,500	3,000	3,070	3,161	3,257	3,354
Transfer from Community Works Fund (Gas Tax)	8,763	9,043	9,332	9,630	9,938	-
<b>Total Revenue</b>	<b>\$ 338,304</b>	<b>\$ 340,979</b>	<b>\$ 480,288</b>	<b>\$ 372,366</b>	<b>\$ 382,708</b>	<b>\$ 390,178</b>
<b>Expense</b>						
Salaries & wages	131,263	168,187	174,863	180,298	185,591	191,052
Salaries & wages	(10,244)	(3,774)	24,490	33,708	24,954	28,549
Part time wages - recreation instructors	4,331	-	-	-	-	-
Wages - summer staff	2,599	-	-	-	-	-
Administration charge	13,324	15,863	16,229	17,136	17,175	17,824
IS	2,329	2,404	2,476	2,550	2,627	2,706
Building maintenance	3,199	-	-	-	-	-
Maintenance - parks	-	850	878	914	938	963
Contract - Kaleden Rec Commission	19,000	20,000	20,600	21,218	21,855	22,511
Contract services	36,412	32,909	33,875	34,891	35,938	37,015
Education & training	1,997	2,061	2,123	2,187	2,253	2,321
Parks improvements	23,763	16,043	10,314	10,593	10,881	11,177
Insurance - property	15,249	15,737	16,209	16,695	17,196	17,712
Insurance - liability	4,348	4,487	4,621	4,759	4,901	5,048
Supplies - recreation & facility	5,331	3,501	3,666	3,836	4,011	4,191
Supplies - parks	18,135	17,715	18,246	18,794	19,358	19,939
Supplies - programs	1,066	-	-	-	-	-
Special events	1,553	-	-	-	-	-
Advertising	3,413	3,000	3,086	3,179	3,274	3,373
Travel / leasing	12,187	12,577	12,955	13,344	13,744	14,156
Utilities	8,515	7,788	8,023	8,264	8,513	8,769
Transfer to reserve	40,000	7,960	105,006	-	6,709	-
Transfer to operating reserve	534	13,671	22,628	-	2,789	2,873
<b>Total Expenses</b>	<b>\$ 338,304</b>	<b>\$ 340,979</b>	<b>\$ 480,288</b>	<b>\$ 372,366</b>	<b>\$ 382,708</b>	<b>\$ 390,178</b>



**Regional District of Okanagan-Similkameen  
2025-2029 Operational Financial Plan  
Parks & Recreation - Naramata - 7540**

RG735, E715, BL 1172,1990 - Assessment

	2024 Budget	2025 Budget	2026 Budget	2027 Budget	2028 Budget	2029 Budget
<b>\$</b>	<b>732,065</b>					
	<b>Compliant</b>	<b>Compliant</b>	<b>Compliant</b>	<b>Compliant</b>	<b>Compliant</b>	<b>Compliant</b>
<b>Revenue</b>	<b>15.47%</b>	<b>-4.45%</b>	<b>0.70%</b>	<b>2.76%</b>	<b>3.17%</b>	<b>3.47%</b>
Tax requisition	607,521	580,513	584,586	600,721	619,780	641,278
Park rentals - Manitou	887	915	944	974	1,005	1,037
User fees - recreation programs	2,639	600	605	630	655	682
Miscellaneous revenue	1,161	-	-	-	-	-
Donations	2,588	-	-	-	-	-
<b>Total Revenue</b>	<b>\$ 614,796</b>	<b>\$ 582,028</b>	<b>\$ 586,135</b>	<b>\$ 602,325</b>	<b>\$ 621,440</b>	<b>\$ 642,997</b>
<b>Expense</b>						
Salaries & wages	155,004	195,032	202,611	208,884	215,034	221,385
Salaries & wages	(28,046)	43,642	(41,433)	(27,966)	(38,572)	(36,879)
Part time wages - recreation instructors	5,331	1,500	1,507	1,570	1,637	1,706
Part time wages - summer programs	4,049	-	-	-	-	-
Administration charge	16,945	18,128	17,984	19,248	19,355	20,075
IS	2,329	2,404	2,481	2,560	2,642	2,727
KVR stewardship	7,000	7,224	7,455	7,694	7,940	8,194
Contract services	113,533	60,456	110,834	114,414	118,109	121,923
Education & training	1,142	1,650	1,692	1,740	1,788	1,839
Parks improvements	17,334	17,889	18,460	19,052	19,662	20,291
Parks maintenance	-	10,100	10,100	10,113	10,113	10,113
Insurance - property	1,077	1,111	1,147	1,184	1,222	1,261
Insurance - liability	2,982	3,077	3,175	3,277	3,382	3,490
Supplies - recreation	5,241	1,000	1,008	1,049	1,092	1,136
Supplies - parks	27,515	28,395	29,302	30,240	31,208	32,206
Special events	5,331	2,400	2,407	2,449	2,493	2,538
Advertising	2,132	500	507	527	548	569
Travel / leasing	12,100	12,000	12,362	12,743	13,137	13,543
Utilities	8,627	8,903	9,188	9,482	9,785	10,099
Debt interest (Bylaw 2780/2729) +(Bylaw 2936/2918)	59,445	59,445	59,445	59,445	59,445	59,445
Debt principal (Bylaw 2780/2729)(Bylaw 2936/2918)	70,010	70,010	70,010	70,010	70,010	70,010
Transfer to reserve	95,715	36,862	65,583	54,290	71,080	76,986
Transfer to operating reserve	30,000	300	310	320	330	341
<b>Total Expenses</b>	<b>\$ 614,796</b>	<b>\$ 582,028</b>	<b>\$ 586,135</b>	<b>\$ 602,325</b>	<b>\$ 621,440</b>	<b>\$ 642,997</b>



Regional District of Okanagan-Similkameen  
 2025-2029 Operational Financial Plan  
 Recreation - West Bench - 7560

V715, Referendum BL488,1979 Max Tax Limit

		2024 Budget	2025 Budget	2026 Budget	2027 Budget	2028 Budget	2029 Budget
\$	20,000	REVIEW SOON	REVIEW SOON	REVIEW SOON	REVIEW SOON	REVIEW SOON	REVIEW SOON
	<b>Revenue</b>	1.89%	1.91%	0.13%	0.13%	0.14%	0.14%
	Tax requisition	19,247	19,614	19,640	19,664	19,692	19,720
	<b>Total Revenue</b>	\$ 19,247	\$ 19,614	\$ 19,640	\$ 19,664	\$ 19,692	\$ 19,720
	<b>Expense</b>						
	Salaries & wages	326	696	721	745	772	799
	Administration charge	521	518	519	519	520	521
	Contracts - Penticton administration charge	2,807	2,807	2,807	2,807	2,807	
	Contracts - Penticton	15,593	15,593	15,593	15,593	15,593	18,400
	<b>Total Expenses</b>	\$ 19,247	\$ 19,614	\$ 19,640	\$ 19,664	\$ 19,692	\$ 19,720



**Regional District of Okanagan-Similkameen  
2025-2029 Operational Financial Plan  
Area "F" Parks Commission - 7570**

RG 735, F715, BL1826 - Assessment

	2024 Budget	2025 Budget	2026 Budget	2027 Budget	2028 Budget	2029 Budget
<b>\$</b>	<b>213,192</b>					
<b>Revenue</b>	<b>Compliant</b>	<b>Compliant</b>	<b>Compliant</b>	<b>Compliant</b>	<b>Compliant</b>	<b>Compliant</b>
	4.36%	-24.99%	4.70%	13.17%	13.99%	3.11%
Tax requisition	155,718	116,811	122,303	138,406	157,766	162,671
Parks & recreation registration fees	4,000	-	-	-	-	-
Transfer from Community Works Fund (Gas Tax)	7,245	7,477	7,701	7,932	8,170	8,415
Transfer from operational reserve	-	24,000	27,500	7,000	-	-
<b>Total Revenue</b>	<b>\$ 166,963</b>	<b>\$ 148,288</b>	<b>\$ 157,504</b>	<b>\$ 153,338</b>	<b>\$ 165,936</b>	<b>\$ 171,086</b>
<b>Expense</b>						
Salaries & wages	107,165	92,801	96,501	99,444	102,292	105,220
Salaries & wages	(24,827)	(17,154)	9,799	4,234	10,866	11,192
Part time wages - recreation instructors	5,693	-	-	-	-	-
Wages - summer staff	1,599	-	-	-	-	-
Administration charge	6,879	6,720	7,085	7,018	7,535	7,755
IT expense	2,329	2,404	2,476	2,550	2,627	2,706
Contract services	6,579	6,112	6,291	6,479	6,674	6,874
Education & training	1,553	1,603	1,646	1,696	1,747	1,799
Parks improvements	7,245	7,477	7,701	7,932	8,170	8,415
Insurance - property	613	633	652	672	692	713
Insurance - liability	531	548	564	581	598	616
Supplies	4,265	-	-	-	-	-
Supplies - parks	10,886	10,135	10,438	10,751	11,074	11,406
Special events	1,066	-	-	-	-	-
Advertising	1,467	-	-	-	-	-
Travel / leasing	7,162	8,000	8,234	8,481	8,735	8,997
Utilities	5,796	2,500	2,575	2,652	2,732	2,814
Transfer to capital reserve	-	1,739	2,991	281	1,609	1,977
Transfer to capital reserve	-	24,235	-	-	-	-
Transfer to operating reserve	20,962	535	551	568	585	603
<b>Total Expenses</b>	<b>\$ 166,963</b>	<b>\$ 148,288</b>	<b>\$ 157,504</b>	<b>\$ 153,338</b>	<b>\$ 165,936</b>	<b>\$ 171,086</b>



**Regional District of Okanagan-Similkameen  
2025-2029 Operational Financial Plan  
Area "B" Community Parks - 7580**

RG 735, B716, BL2234 - Assessment

	2024 Budget	2025 Budget	2026 Budget	2027 Budget	2028 Budget	2029 Budget
<b>\$</b>	<b>48,762</b>					
<b>Revenue</b>	<b>REVIEW REQUIRED</b>	<b>REVIEW SOON</b>	<b>REVIEW REQUIRED</b>	<b>REVIEW REQUIRED</b>	<b>REVIEW REQUIRED</b>	<b>REVIEW REQUIRED</b>
	<b>13.88%</b>	<b>-35.90%</b>	<b>101.68%</b>	<b>8.94%</b>	<b>3.10%</b>	<b>3.09%</b>
Tax requisition	74,733	47,903	96,608	105,250	108,510	111,861
Transfer from Community Works Fund (Gas Tax)	8,140	4,272	4,409	4,550	4,696	4,846
Transfer from operational reserve	2,000	-	-	-	-	-
Miscellaneous revenue	1,035	1,068	1,102	1,137	1,173	1,211
Prior years surplus / (deficit)	4,000	-	-	-	-	-
<b>Total Revenue</b>	<b>\$ 89,908</b>	<b>\$ 53,243</b>	<b>\$ 102,119</b>	<b>\$ 110,937</b>	<b>\$ 114,379</b>	<b>\$ 117,918</b>
<b>Expense</b>						
Salaries & wages	49,839	73,471	76,528	79,052	81,493	84,001
Salaries & wages	4,293	(44,639)	4,046	9,452	9,735	10,027
<b>Administration charge</b>	<b>2,830</b>	<b>3,623</b>	<b>3,562</b>	<b>3,869</b>	<b>3,989</b>	<b>4,113</b>
Contract services	7,547	6,362	6,557	6,771	6,990	7,217
Parks improvements	8,140	4,272	4,409	4,550	4,696	4,846
Insurance - liability	193	199	205	212	219	226
Supplies - parks	2,132	2,200	2,271	2,343	2,418	2,495
Travel / leasing	3,732	3,851	3,974	4,101	4,232	4,367
Utilities	427	440	454	469	484	500
Transfer to capital reserve	6,775	-	-	-	-	-
Transfer to capital reserve	-	1,978	-	-	-	-
Transfer to operating reserve	4,000	1,486	114	118	122	126
<b>Total Expenses</b>	<b>\$ 89,908</b>	<b>\$ 53,243</b>	<b>\$ 102,119</b>	<b>\$ 110,937</b>	<b>\$ 114,379</b>	<b>\$ 117,918</b>



**Regional District of Okanagan-Similkameen**  
**2025-2029 Operational Financial Plan**  
**Regional Recreation - 7600**

		2024 Budget	2025 Budget	2026 Budget	2027 Budget	2028 Budget	2029 Budget
		N/A	N/A	N/A	N/A	N/A	N/A
<b>Revenue</b>		No taxes required	No taxes required	No taxes required	No taxes required	No taxes required	No taxes required
Prior years surplus / (deficit)		326	-	-	-	-	-
<b>Total Revenue</b>		\$ 326	\$ -	\$ -	\$ -	\$ -	\$ -
<b>Expense</b>							
Salaries & wages		326	-	-	-	-	-
<b>Total Expenses</b>		\$ 326	\$ -	\$ -	\$ -	\$ -	\$ -



**Regional District of Okanagan-Similkameen  
2025-2029 Operational Financial Plan  
Parks - Oliver / Area "C" - 7700**

RG735, C714, BL 2660,2014 - Assessment

	2024 Budget	2025 Budget	2026 Budget	2026 Budget	2028 Budget	2029 Budget
<b>\$</b>	<b>890,614</b>					
	<b>Compliant</b>	<b>Compliant</b>	<b>Compliant</b>	<b>Compliant</b>	<b>Compliant</b>	<b>Compliant</b>
<b>Revenue</b>	<b>23.65%</b>	<b>5.83%</b>	<b>3.02%</b>	<b>2.93%</b>	<b>2.93%</b>	<b>2.90%</b>
Tax requisition	602,316	637,437	656,680	675,912	695,717	715,875
Grant in lieu of taxes	1,736	1,319	1,358	1,399	1,441	1,484
Agreement - Osoyoos Indian Band	37,674	9,019	9,284	9,548	9,819	10,094
Rental revenue	40,450	42,750	44,033	45,353	46,714	48,116
<b>Total Revenue</b>	<b>\$ 682,176</b>	<b>\$ 690,525</b>	<b>\$ 711,355</b>	<b>\$ 732,212</b>	<b>\$ 753,691</b>	<b>\$ 775,569</b>
<b>Expense</b>						
Administration charge RDOS	1,000	1,000	1,000	1,000	1,000	1,000
Administration charge Oliver	10,000	10,000	10,000	10,000	10,000	10,000
Operations	662,788	672,788	693,465	714,166	735,485	757,216
Insurance - property	4,816	4,913	5,011	5,111	5,213	5,300
Insurance - liability	3,572	-	-	-	-	-
Insurance - vehicle		1,824	1,879	1,935	1,993	2,053
<b>Total Expenses</b>	<b>\$ 682,176</b>	<b>\$ 690,525</b>	<b>\$ 711,355</b>	<b>\$ 732,212</b>	<b>\$ 753,691</b>	<b>\$ 775,569</b>



**Regional District of Okanagan-Similkameen  
2025-2029 Operational Financial Plan  
Regional Trails - 7720**

**BL 2297, 2004 - No Tax Limit**

		2024 Budget	2025 Budget	2026 Budget	2027 Budget	2028 Budget	2029 Budget
No Limit		No Limit	No Limit	No Limit	No Limit	No Limit	No Limit
	<b>Revenue</b>	<b>-6.93%</b>	<b>42.81%</b>	<b>-2.39%</b>	<b>3.29%</b>	<b>2.75%</b>	<b>6.37%</b>
Tax requisition		403,283	575,934	562,173	580,674	596,625	634,637
Parks reallocation		45,540	52,000	53,664	55,381	57,153	58,982
Provincial contribution - KVR trail management		5,175	5,341	5,512	5,688	5,870	6,058
Transfer from Community Works Fund (Gas Tax)			125,000	-	-	-	-
Transfer from capital reserve		8,280	-	-	-	-	-
<b>Total Revenue</b>		<b>\$ 462,278</b>	<b>\$ 758,275</b>	<b>\$ 621,349</b>	<b>\$ 641,743</b>	<b>\$ 659,648</b>	<b>\$ 699,677</b>
	<b>Expense</b>						
Salaries & wages		199,328	217,813	226,710	234,196	241,508	249,038
Salaries & wages		(46,816)	14,288	34,575	35,081	36,134	41,703
Administration charge		18,659	23,762	24,701	25,471	26,271	27,312
Trail maintenance		20,400	38,500	39,826	41,065	42,343	43,660
Acquisition & management		15,384	15,877	16,385	16,909	17,451	18,010
Contract services - trail maintenance		55,000	55,000	56,760	58,576	60,450	62,384
Contract services		36,528	52,697	54,384	56,126	57,922	59,776
Education & training		4,265	4,401	4,542	4,687	4,837	4,992
Amortization expense		19,193	19,807	20,441	21,095	21,770	22,467
Vehicle & equipment		16,560	17,090	17,637	18,201	18,783	19,384
Park & facility improvements		9,597	11,500	11,868	12,248	12,640	13,045
Insurance - property		378	390	402	415	428	442
Insurance - liability		1,898	1,959	2,022	2,087	2,154	2,223
Insurance - vehicle		12,796	15,750	16,230	16,725	17,236	17,764
Supplies - facility		10,129	11,453	11,820	12,198	12,588	12,991
Advertising		2,666	2,751	2,839	2,930	3,024	3,121
Travel / leasing		13,862	15,306	15,796	16,301	16,823	17,361
Utilities			250	258	266	275	284
MFA Leasing		25,358	48,595	48,595	48,595	48,595	48,595
Transfer to capital reserve		46,575	163,000	3,700	8,000	7,828	24,518
Transfer to capital reserve		-	17,551	1,306	-	-	-
Transfer to vehicle replacement reserve		-	10,000	10,000	10,000	10,000	10,000
Transfer to operating reserve		518	535	552	570	588	607
<b>Total Expenses</b>		<b>\$ 462,278</b>	<b>\$ 758,275</b>	<b>\$ 621,349</b>	<b>\$ 641,743</b>	<b>\$ 659,648</b>	<b>\$ 699,677</b>





**Regional District of Okanagan-Similkameen**  
**2025-2029 Operational Financial Plan**  
**Hedley Parks Maintenance Cost Contribution - 7730**

BL 2960, 2022 - Assessment

		2024 Budget	2025 Budget	2026 Budget	2027 Budget	2028 Budget	2029 Budget
\$		5,250	REVIEW SOON	REVIEW SOON	REVIEW SOON	REVIEW SOON	REVIEW SOON
	<b>Revenue</b>		0.12%	-0.06%	-0.01%	0.00%	0.00%
	Tax requisition		5,139	5,136	5,136	5,136	5,136
	<b>Total Revenue</b>	\$	5,139	\$ 5,136	\$ 5,136	\$ 5,136	\$ 5,136
	<b>Expense</b>						
	Administration charge		139	136	136	136	136
	Service contracts		5,000	5,000	5,000	5,000	5,000
	<b>Total Expenses</b>	\$	5,139	\$ 5,136	\$ 5,136	\$ 5,136	\$ 5,136



**Regional District of Okanagan-Similkameen  
2025-2029 Operational Financial Plan  
Programs - Oliver / Area "C" - 7810**

RG735, C714, BL 1902 - Assessment

	2024 Budget	2025 Budget	2026 Budget	2027 Budget	2028 Budget	2029 Budget
<b>\$</b>	<b>330,007</b>					
	<b>Compliant</b>	<b>Compliant</b>	<b>Compliant</b>	<b>Compliant</b>	<b>Compliant</b>	<b>Compliant</b>
<b>Revenue</b>						
	<b>-35.30%</b>	<b>0.76%</b>	<b>3.07%</b>	<b>2.85%</b>	<b>2.86%</b>	<b>2.78%</b>
Tax requisition	128,176	129,154	133,116	136,914	140,824	144,735
Grant in lieu of taxes	1,188	6,293	6,481	6,676	6,876	7,082
Agreement - Osoyoos Indian Band	8,206	43,036	44,304	45,560	46,855	48,168
User fees - recreation programs	192,795	204,000	210,120	216,424	222,916	229,604
<b>Total Revenue</b>	<b>\$ 330,365</b>	<b>\$ 382,483</b>	<b>\$ 394,021</b>	<b>\$ 405,574</b>	<b>\$ 417,471</b>	<b>\$ 429,589</b>
<b>Expense</b>						
Administration charge RDOS	1,000	1,000	1,000	1,000	1,000	1,000
Administration charge Oliver	10,000	10,000	10,000	10,000	10,000	10,000
Operations	316,213	371,095	382,621	394,162	406,047	418,152
Insurance - liability	3,152	-	-	-	-	-
Insurance - vehicle		388	400	412	424	437
<b>Total Expenses</b>	<b>\$ 330,365</b>	<b>\$ 382,483</b>	<b>\$ 394,021</b>	<b>\$ 405,574</b>	<b>\$ 417,471</b>	<b>\$ 429,589</b>



**Regional District of Okanagan-Similkameen**  
**2025-2029 Operational Financial Plan**  
**Heritage Grant - Area "C" - 7820**

RG735, C714, BL 1702 - Assessment

		2024 Budget	2025 Budget	2026 Budget	2027 Budget	2028 Budget	2029 Budget
\$		424,295					
		<b>Compliant</b>	<b>Compliant</b>	<b>Compliant</b>	<b>Compliant</b>	<b>Compliant</b>	<b>Compliant</b>
	<b>Revenue</b>						
		0.97%	5.32%	4.26%	3.00%	3.00%	3.00%
	Tax requisition	193,417	203,700	212,386	218,757	225,320	232,079
	Transfer from operating reserve	-	2,500	-	-	-	-
	<b>Total Revenue</b>	<u>\$ 193,417</u>	<u>\$ 206,200</u>	<u>\$ 212,386</u>	<u>\$ 218,757</u>	<u>\$ 225,320</u>	<u>\$ 232,079</u>
	<b>Expense</b>						
	Administration charge	6,917	7,200	7,416	7,638	7,867	8,103
	Contract - Heritage Society	186,500	199,000	204,970	211,119	217,453	223,976
	<b>Total Expenses</b>	<u>\$ 193,417</u>	<u>\$ 206,200</u>	<u>\$ 212,386</u>	<u>\$ 218,757</u>	<u>\$ 225,320</u>	<u>\$ 232,079</u>



**Regional District of Okanagan-Similkameen  
2025-2029 Operational Financial Plan  
Naramata Museum - 7830**

RG735, E715, BL1946,1999

		2024 Budget	2025 Budget	2026 Budget	2027 Budget	2028 Budget	2029 Budget
\$		43,003					
		<b>Compliant</b>	<b>Compliant</b>	<b>Compliant</b>	<b>Compliant</b>	<b>Compliant</b>	<b>Compliant</b>
	<b>Revenue</b>	<b>28.83%</b>	<b>-8.24%</b>	<b>3.68%</b>	<b>3.47%</b>	<b>3.41%</b>	<b>3.41%</b>
	Tax requisition	22,939	21,049	21,823	22,579	23,349	24,147
	<b>Total Revenue</b>	<b>\$ 22,939</b>	<b>\$ 21,049</b>	<b>\$ 21,823</b>	<b>\$ 22,579</b>	<b>\$ 23,349</b>	<b>\$ 24,147</b>
	<b>Expense</b>						
	Salaries & wages	8,887	6,645	6,901	7,136	7,368	7,609
	Salaries & wages	-	1,427	1,481	1,525	1,571	1,618
	<b>Administration charge</b>	<b>711</b>	<b>636</b>	<b>660</b>	<b>683</b>	<b>707</b>	<b>731</b>
	Contract services	1,066	-	54	98	144	191
	Contract - Museum Society	5,693	5,875	6,063	6,257	6,457	6,664
	Insurance - liability	1,935	1,997	2,061	2,127	2,195	2,265
	Utilities	1,584	1,635	1,687	1,741	1,797	1,855
	Transfer to operating reserve	3,063	2,834	2,916	3,012	3,111	3,214
	<b>Total Expenses</b>	<b>\$ 22,939</b>	<b>\$ 21,049</b>	<b>\$ 21,823</b>	<b>\$ 22,579</b>	<b>\$ 23,349</b>	<b>\$ 24,147</b>



Regional District of Okanagan-Similkameen  
 2025-2029 Operational Financial Plan  
 Heritage - Area "G" - 7840

BL 2107 - No Limit

		2024 Budget	2025 Budget	2026 Budget	2027 Budget	2028 Budget	2029 Budget
No Limit		No Limit	No Limit	No Limit	No Limit	No Limit	No Limit
	<b>Revenue</b>						
		8.50%	-0.06%	0.00%	0.00%	0.00%	0.00%
Tax requisition		6,167	6,163	6,163	6,163	6,163	6,163
<b>Total Revenue</b>		\$ 6,167	\$ 6,163	\$ 6,163	\$ 6,163	\$ 6,163	\$ 6,163
	<b>Expense</b>						
Administration charge		167	163	163	163	163	163
Contract - Heritage Society Keremeos		1,000	1,000	1,000	1,000	1,000	1,000
Contract - Heritage Society Hedley Museum		3,000	3,000	3,000	3,000	3,000	3,000
Grist Mill		2,000	2,000	2,000	2,000	2,000	2,000
<b>Total Expenses</b>		\$ 6,167	\$ 6,163	\$ 6,163	\$ 6,163	\$ 6,163	\$ 6,163



**Regional District of Okanagan-Similkameen**  
**2025-2029 Operational Financial Plan**  
**Museum - Area "A" - 7860**

RG735, A714, BL2387,2006 - Assessment

		2024 Budget	2025 Budget	2026 Budget	2027 Budget	2028 Budget	2029 Budget
\$		47,724					
		<b>Compliant</b>	<b>Compliant</b>	<b>Compliant</b>	<b>Compliant</b>	<b>Compliant</b>	<b>Compliant</b>
	<b>Revenue</b>						
		0.10%	8.71%	-7.41%	0.00%	0.00%	0.00%
Tax requisition		15,144	16,463	15,243	15,243	15,243	15,243
Grant in lieu of taxes		412	300	300	300	300	300
<b>Total Revenue</b>		<u>\$ 15,556</u>	<u>\$ 16,763</u>	<u>\$ 15,543</u>	<u>\$ 15,543</u>	<u>\$ 15,543</u>	<u>\$ 15,543</u>
	<b>Expense</b>						
Administration charge		556	543	543	543	543	543
Contracts - Osoyoos		15,000	15,000	15,000	15,000	15,000	15,000
Transfer to operating reserve		-	1,220	-	-	-	-
<b>Total Expenses</b>		<u>\$ 15,556</u>	<u>\$ 16,763</u>	<u>\$ 15,543</u>	<u>\$ 15,543</u>	<u>\$ 15,543</u>	<u>\$ 15,543</u>



**Regional District of Okanagan-Similkameen  
2025-2029 Operational Financial Plan  
Museum Property Debt - Area "A" - 7865**

BL 2553,2011 Maximum Levy

		2024 Budget	2025 Budget	2026 Budget	2027 Budget	2028 Budget	2029 Budget
\$		105,313					
		<b>Compliant</b>	<b>Compliant</b>	<b>Compliant</b>	<b>Compliant</b>	<b>Compliant</b>	<b>Compliant</b>
		-0.65%	-0.16%	0.14%	0.15%	0.26%	0.48%
	<b>Revenue</b>						
	Parcel tax	\$ 93,274	\$ 93,127	\$ 93,261	\$ 93,398	\$ 93,644	\$ 94,097
	Prior years surplus / (deficit)	(275)	-	-	-	-	-
	<b>Total Revenue</b>	<u>\$ 92,999</u>	<u>\$ 93,127</u>	<u>\$ 93,261</u>	<u>\$ 93,398</u>	<u>\$ 93,644</u>	<u>\$ 94,097</u>
	<b>Expense</b>						
	Administration charge	179	178	181	185	192	204
	Insurance - property	6,427	6,556	6,687	6,820	7,059	7,500
	Debt interest (Bylaw 2586/2554)	41,447	41,447	41,447	41,447	41,447	41,447
	Debt principal (Bylaw 2586/2554)	44,946	44,946	44,946	44,946	44,946	44,946
	<b>Total Expenses</b>	<u>\$ 92,999</u>	<u>\$ 93,127</u>	<u>\$ 93,261</u>	<u>\$ 93,398</u>	<u>\$ 93,644</u>	<u>\$ 94,097</u>



**Regional District of Okanagan-Similkameen  
2025-2029 Operational Financial Plan  
Area "A" Community Parks - 7870**

RG 735 A714 1339 - Assessment

	2024 Budget	2025 Budget	2026 Budget	2027 Budget	2028 Budget	2029 Budget
<b>\$</b>	<b>55,957</b>					
<b>Revenue</b>	<b>REVIEW REQUIRED</b>	<b>REVIEW SOON</b>	<b>REVIEW REQUIRED</b>	<b>REVIEW REQUIRED</b>	<b>REVIEW REQUIRED</b>	<b>REVIEW REQUIRED</b>
	16.68%	-28.67%	83.76%	4.23%	3.15%	3.14%
Tax requisition	77,659	55,396	101,796	106,106	109,445	112,885
Transfer from Community Works Fund (Gas Tax)	10,000	11,204	11,540	11,886	12,243	12,611
<b>Total Revenue</b>	<b>\$ 87,659</b>	<b>\$ 66,600</b>	<b>\$ 113,336</b>	<b>\$ 117,992</b>	<b>\$ 121,688</b>	<b>\$ 125,496</b>
<b>Expense</b>						
Salaries & wages	29,512	41,737	43,343	44,631	45,889	47,184
Salaries & wages	-	-	5,505	5,670	5,840	6,015
Administration charge	3,131	3,780	3,908	4,025	4,143	4,264
Contract services	27,633	-	29,784	30,678	31,599	32,548
Parks improvements	10,000	11,204	11,540	11,886	12,243	12,611
Insurance - liability	166	171	176	181	186	192
Supplies - parks	5,093	5,256	5,414	5,576	5,743	5,915
Travel / leasing	9,728	-	10,340	10,650	10,970	11,299
Utilities	2,292	1,860	1,916	1,973	2,032	2,093
Transfer to capital reserve	-	-	1,300	2,609	2,927	3,255
Transfer to operating reserve	104	2,592	110	113	116	119
<b>Total Expenses</b>	<b>\$ 87,659</b>	<b>\$ 66,600</b>	<b>\$ 113,336</b>	<b>\$ 117,992</b>	<b>\$ 121,688</b>	<b>\$ 125,496</b>



BL 2367, 2007

	2024 Budget	2025 Budget	2026 Budget	2027 Budget	2028 Budget	2029 Budget
	<b>No Maximum</b>	<b>No Maximum</b>	<b>No Maximum</b>	<b>No Maximum</b>	<b>No Maximum</b>	<b>No Maximum</b>
<b>Revenue</b>	0.00%	0.00%	0.00%	0.00%	0.00%	#DIV/0!
Prior years surplus / (deficit)	-	-	-	-	-	-
<b>Total Revenue</b>	\$ -	\$ -	\$ -	\$ -	\$ -	\$ -
<b>Expense</b>						
Salaries & wages	-	-	-	-	-	-
Administration charge	-	-	-	-	-	-
Maintenance	-	-	-	-	-	-
Consultants	-	-	-	-	-	-
Transfer to operating reserve	-	-	-	-	-	-
Prior year deficit	-	-	-	-	-	-
<b>Total Expenses</b>	\$ -	\$ -	\$ -	\$ -	\$ -	\$ -



Regional District of Okanagan-Similkameen  
 2025-2029 Operational Financial Plan  
 Heritage Conservation - 7890

BL 2706, 2015

		2024 Budget	2025 Budget	2026 Budget	2027 Budget	2028 Budget	2029 Budget
		No Maximum	No Maximum	No Maximum	No Maximum	No Maximum	No Maximum
<b>Revenue</b>		0.00%	0.00%	0.00%	0.00%	0.00%	0.00%
	Transfer from operational reserve	-	1,560	-	-	-	-
	<b>Total Revenue</b>	\$ -	\$ 1,560	\$ -	\$ -	\$ -	\$ -
<b>Expense</b>							
	Maintenance	-	1,560	-	-	-	-
	<b>Total Expenses</b>	\$ -	\$ 1,560	\$ -	\$ -	\$ -	\$ -



**Regional District of Okanagan-Similkameen  
2025-2029 Operational Financial Plan  
Grant-In-Aid - Area "B" - 7930**

LGA Part 8 Sec 263 (1)(c) - Assessment

		2024 Budget	2025 Budget	2026 Budget	2027 Budget	2028 Budget	2029 Budget
\$		15,509					
		<b>Compliant</b>	<b>Compliant</b>	<b>Compliant</b>	<b>Compliant</b>	<b>Compliant</b>	<b>Compliant</b>
	<b>Revenue</b>	7.35%	43.80%	15.61%	35.54%	23.59%	0.00%
Tax requisition		2,227	3,203	3,703	5,019	6,203	6,203
Grant in lieu of taxes		21	40	40	40	40	40
Transfer from operating reserve		4,000	3,000	2,500	1,184	-	-
<b>Total Revenue</b>		\$ 6,248	\$ 6,243	\$ 6,243	\$ 6,243	\$ 6,243	\$ 6,243
	<b>Expense</b>						
<b>Administration charge</b>		223	218	218	218	218	218
Contract - Cawston Hall Society		2,000	2,000	2,000	2,000	2,000	2,000
Insurance - hall		25	25	25	25	25	25
Grants-in-Aid		4,000	4,000	4,000	4,000	4,000	4,000
<b>Total Expenses</b>		\$ 6,248	\$ 6,243	\$ 6,243	\$ 6,243	\$ 6,243	\$ 6,243



**Regional District of Okanagan-Similkameen  
2025-2029 Operational Financial Plan  
Grant-In-Aid - Area "C" - 7940**

LGA Part 8 Sec 263 (1)(c) - Assessment

		2024 Budget	2025 Budget	2026 Budget	2027 Budget	2028 Budget	2029 Budget
<b>\$</b>		<b>74,542</b>	<b>Compliant</b>	<b>Compliant</b>	<b>Compliant</b>	<b>Compliant</b>	<b>Compliant</b>
	<b>Revenue</b>		<b>0.85%</b>	<b>41.48%</b>	<b>-64.91%</b>	<b>0.00%</b>	<b>0.00%</b>
	Tax requisition	41,744	59,062	20,724	20,724	20,724	20,724
	Transfer from Community Works Fund (Gas Tax)	35,000	-	-	-	-	-
	<b>Total Revenue</b>	<b>\$ 76,744</b>	<b>\$ 59,062</b>	<b>\$ 20,724</b>	<b>\$ 20,724</b>	<b>\$ 20,724</b>	<b>\$ 20,724</b>
	<b>Expense</b>						
	Administration charge	2,744	2,062	724	724	724	724
	Grants-in-Aid	39,000	57,000	20,000	20,000	20,000	20,000
	Contribution for bus purchase	35,000	-	-	-	-	-
	<b>Total Expenses</b>	<b>\$ 76,744</b>	<b>\$ 59,062</b>	<b>\$ 20,724</b>	<b>\$ 20,724</b>	<b>\$ 20,724</b>	<b>\$ 20,724</b>

Regional District of Okanagan-Similkameen  
2025-2029 Operational Financial Plan  
Grant-In-Aid - Area "D" - 7950

LGA Part 8 Sec 263 (1)(c) - Assessment

	2024 Budget	2025 Budget	2026 Budget	2027 Budget	2028 Budget	2029 Budget
\$	115,700					
	<b>Compliant</b>	<b>Compliant</b>	<b>Compliant</b>	<b>Compliant</b>	<b>Compliant</b>	<b>Compliant</b>
<b>Revenue</b>						
	13.78%	421.75%	-74.18%	13.03%	11.53%	24.59%
Tax requisition	8,650	45,133	11,651	13,169	14,687	18,299
Transfer from Community Works Fund (Gas Tax)	27,500	-	-	-	-	-
Transfer from operational reserves	10,000	8,000	7,000	6,000	5,000	2,425
<b>Total Revenue</b>	\$ 46,150	\$ 53,133	\$ 18,651	\$ 19,169	\$ 19,687	\$ 20,724
<b>Expense</b>						
Administration charge	1,650	633	651	669	687	724
Grants-in-Aid	17,000	52,500	18,000	18,500	19,000	20,000
Contribution for bus purchase	27,500	-	-	-	-	-
<b>Total Expenses</b>	\$ 46,150	\$ 53,133	\$ 18,651	\$ 19,169	\$ 19,687	\$ 20,724



**Regional District of Okanagan-Similkameen**  
**2025-2029 Operational Financial Plan**  
**Grant-In-Aid - Area "E" - 7960**

LGA Part 8 Sec 263 (1)(c) - Assessment

		2024 Budget	2025 Budget	2026 Budget	2027 Budget	2028 Budget	2029 Budget
\$		<b>88,830</b>	<b>Compliant</b>	<b>Compliant</b>	<b>Compliant</b>	<b>Compliant</b>	<b>Compliant</b>
	<b>Revenue</b>		1.16%	27.79%	-45.35%	0.00%	0.00%
	Tax requisition		8,902	11,376	6,217	6,217	6,217
	Grant in lieu of taxes		1,780	-	-	-	-
	<b>Total Revenue</b>	\$	10,682	\$ 11,376	\$ 6,217	\$ 6,217	\$ 6,217
	<b>Expense</b>						
	Administration charge		382	376	217	217	217
	Grants-in-Aid		10,300	11,000	6,000	6,000	6,000
	<b>Total Expenses</b>	\$	10,682	\$ 11,376	\$ 6,217	\$ 6,217	\$ 6,217

Regional District of Okanagan-Similkameen  
2025-2029 Operational Financial Plan  
Grant-In-Aid - Area "G" - 7970

LGA Part 8 Sec 263 (1)(c) - Assessment

		2024 Budget	2025 Budget	2026 Budget	2027 Budget	2028 Budget	2029 Budget
\$		32,028	COMPLIANT	COMPLIANT	COMPLIANT	COMPLIANT	COMPLIANT
	<b>Revenue</b>		-331.99%	-35.22%	-0.01%	0.00%	0.00%
	Tax requisition		6,398	4,145	4,145	4,145	4,145
	Prior years surplus / (deficit)		(2,250)	-	-	-	-
	<b>Total Revenue</b>	\$	4,148	\$ 4,145	\$ 4,145	\$ 4,145	\$ 4,145
	<b>Expense</b>						
	Administration charge		148	145	145	145	145
	Grants-in-Aid		4,000	4,000	4,000	4,000	4,000
	<b>Total Expenses</b>	\$	4,148	\$ 4,145	\$ 4,145	\$ 4,145	\$ 4,145



**Regional District of Okanagan-Similkameen  
2025-2029 Operational Financial Plan  
Grant-In-Aid - Area "H" - 7980**

LGA Part 8 Sec 263 (1)(c) - Assessment

		2024 Budget	2025 Budget	2026 Budget	2027 Budget	2028 Budget	2029 Budget	
\$		92,422	COMPLIANT	COMPLIANT	COMPLIANT	COMPLIANT	COMPLIANT	
	<b>Revenue</b>		1.30%	4.62%	4.67%	4.46%	4.27%	4.09%
	Tax requisition	20,477	21,423	22,423	23,423	24,423	25,423	
	Transfer from operating reserve	5,450	5,000	4,000	3,000	2,000	1,000	
	<b>Total Revenue</b>	\$ 25,927	\$ 26,423	\$ 26,423	\$ 26,423	\$ 26,423	\$ 26,423	
	<b>Expense</b>							
	Administration charge	927	923	923	923	923	923	
	Grants-in-Aid	25,000	25,500	25,500	25,500	25,500	25,500	
	<b>Total Expenses</b>	\$ 25,927	\$ 26,423	\$ 26,423	\$ 26,423	\$ 26,423	\$ 26,423	





**Regional District of Okanagan-Similkameen  
2025-2029 Operational Financial Plan  
Grant-In-Aid - Area "A" - 7990**

LGA Part 8 Sec 263 (1)(c) - Assessment

		2024 Budget	2025 Budget	2026 Budget	2027 Budget	2028 Budget	2029 Budget
\$		66,960					
	<b>Revenue</b>	<b>Compliant</b>	<b>Compliant</b>	<b>Compliant</b>	<b>Compliant</b>	<b>Compliant</b>	<b>Compliant</b>
		54.22%	-15.16%	2.25%	2.20%	-3.04%	2.22%
	Tax requisition	5,424	4,602	4,706	4,809	4,663	4,766
	Grant in lieu of taxes	126	-	-	-	-	-
	Transfer from Community Works Fund (Gas Tax)	35,000	-	-	-	-	-
	<b>Total Revenue</b>	\$ 40,550	\$ 4,602	\$ 4,706	\$ 4,809	\$ 4,663	\$ 4,766
	<b>Expense</b>						
	Administration charge	1,450	152	156	159	163	166
	Transfer to operating reserve	-	250	250	250	-	-
	Grants-in-Aid	4,100	4,200	4,300	4,400	4,500	4,600
	Contribution for bus purchase	35,000	-	-	-	-	-
	<b>Total Expenses</b>	\$ 40,550	\$ 4,602	\$ 4,706	\$ 4,809	\$ 4,663	\$ 4,766

Regional District of Okanagan-Similkameen  
2025-2029 Operational Financial Plan  
Grant-In-Aid - Area "F" - 8000

LGA Part 8 Sec 263 (1)(c) - Assessment

		2024 Budget	2025 Budget	2026 Budget	2027 Budget	2028 Budget	2029 Budget
\$		57,247					
		<b>Compliant</b>	<b>Compliant</b>	<b>Compliant</b>	<b>Compliant</b>	<b>Compliant</b>	<b>Compliant</b>
	<b>Revenue</b>						
		1.61%	0.62%	0.00%	0.00%	0.00%	0.00%
	Tax requisition	3,810	3,834	3,834	3,834	3,834	3,834
	Grant in lieu of taxes	27	-	-	-	-	-
	<b>Total Revenue</b>	\$ 3,837	\$ 3,834	\$ 3,834	\$ 3,834	\$ 3,834	\$ 3,834
	<b>Expense</b>						
	Administration charge	137	134	134	134	134	134
	Grants-in-Aid	3,700	3,700	3,700	3,700	3,700	3,700
	<b>Total Expenses</b>	\$ 3,837	\$ 3,834	\$ 3,834	\$ 3,834	\$ 3,834	\$ 3,834



**Regional District of Okanagan-Similkameen  
2025-2029 Operational Financial Plan  
Grant-In-Aid - Area "I" - 8010**

LGA Part 8 Sec 263 (1)(c) - Assessment

		2024 Budget	2025 Budget	2026 Budget	2027 Budget	2028 Budget	2029 Budget
\$		115,700	COMPLIANT	COMPLIANT	COMPLIANT	COMPLIANT	COMPLIANT
	<b>Revenue</b>		56.20%	26.07%	-1.81%	0.00%	0.00%
	Tax requisition	8,371	10,553	10,362	10,362	10,362	10,362
	Transfer from reserve	2,000	-	-	-	-	-
	<b>Total Revenue</b>	\$ 10,371	\$ 10,553	\$ 10,362	\$ 10,362	\$ 10,362	\$ 10,362
	<b>Expense</b>						
	Administration charge	371	362	362	362	362	362
	Transfer to operating reserve	-	191	-	-	-	-
	Grants-in-Aid	10,000	10,000	10,000	10,000	10,000	10,000
	<b>Total Expenses</b>	\$ 10,371	\$ 10,553	\$ 10,362	\$ 10,362	\$ 10,362	\$ 10,362

Regional District of Okanagan-Similkameen  
2025-2029 Operational Financial Plan  
Transit - Regional - 8200

BL 2809, 2018 - Assessment

		2024 Budget	2025 Budget	2026 Budget	2027 Budget	2028 Budget	2029 Budget
\$		501,225					
		<b>Compliant</b>	<b>Compliant</b>	<b>Compliant</b>	<b>Compliant</b>	<b>Compliant</b>	<b>Compliant</b>
	<b>Revenue</b>	<b>-16.50%</b>	<b>96.04%</b>	<b>-8.75%</b>	<b>7.01%</b>	<b>5.70%</b>	<b>5.69%</b>
	Tax requisition	199,554	391,213	356,994	382,008	403,783	426,763
	Transit fares	65,474	83,438	85,781	88,191	90,671	93,221
	Provincial grant safe start	13,032	-	-	-	-	-
	Miscellaneous revenue	19,337	7,000	7,210	7,426	7,649	7,879
	Prior years surplus / (deficit)	-	(57,331)	-	-	-	-
	<b>Total Revenue</b>	<b>\$ 297,397</b>	<b>\$ 424,320</b>	<b>\$ 449,985</b>	<b>\$ 477,625</b>	<b>\$ 502,103</b>	<b>\$ 527,863</b>
	<b>Expense</b>						
	Salaries & wages	50,920	27,511	28,606	29,566	30,510	31,485
	Salaries & wages	(57,684)	10,553	10,949	11,277	11,616	11,964
	Administration charge	10,605	14,785	15,681	16,645	17,498	18,397
	Maintenance	1,600	1,651	1,734	1,821	1,912	2,008
	Operations	289,511	366,448	389,490	414,631	436,714	459,989
	Transfer to operating reserve	845	872	900	929	959	981
	Other expenses - marketing	1,600	2,500	2,625	2,756	2,894	3,039
	<b>Total Expenses</b>	<b>\$ 297,397</b>	<b>\$ 424,320</b>	<b>\$ 449,985</b>	<b>\$ 477,625</b>	<b>\$ 502,103</b>	<b>\$ 527,863</b>



**Regional District of Okanagan-Similkameen  
2025-2029 Operational Financial Plan  
Transit - West Bench "F" - 8240**

BL 1440.01, - Max Limit

		2024 Budget	2025 Budget	2026 Budget	2027 Budget	2028 Budget	2029 Budget
		16,250					
		<b>REVIEW REQUIRED</b>	<b>REVIEW REQUIRED</b>	<b>REVIEW REQUIRED</b>	<b>REVIEW REQUIRED</b>	<b>REVIEW REQUIRED</b>	<b>REVIEW REQUIRED</b>
		7.94%	50.79%	1.91%	5.00%	5.25%	9.05%
<b>Revenue</b>							
Parcel Tax		26,055	39,288	40,037	42,038	44,244	48,248
Transit fares		4,401	648	706	767	869	887
Transfer from operational reserves		-	2,000	2,200	2,300	2,200	500
Prior years surplus / (deficit)		-	(1,035)	-	-	-	-
<b>Total Revenue</b>		<b>\$ 30,456</b>	<b>\$ 40,901</b>	<b>\$ 42,943</b>	<b>\$ 45,105</b>	<b>\$ 47,313</b>	<b>\$ 49,635</b>
<b>Expense</b>							
Salaries & wages		3,127	3,983	4,146	4,283	4,417	4,556
Salaries & wages		(3,690)	1,367	1,418	1,461	1,505	1,550
Administration charge		973	1,428	1,499	1,573	1,650	1,730
Maintenance		1,500	1,500	1,545	1,591	1,639	1,688
Operations		24,267	32,357	34,055	35,845	37,729	39,712
Advertising		500	-	-	-	-	-
Transfer to operating reserve		3,256	-	-	59	66	76
Other expenses - marketing		523	266	279	293	308	323
<b>Total Expenses</b>		<b>\$ 30,456</b>	<b>\$ 40,901</b>	<b>\$ 42,943</b>	<b>\$ 45,105</b>	<b>\$ 47,313</b>	<b>\$ 49,635</b>



**Regional District of Okanagan-Similkameen  
2025-2029 Operational Financial Plan  
Transit - Naramata - 8300**

SLP Dec. 1979 No Tax Limit

		2024 Budget	2025 Budget	2026 Budget	2027 Budget	2028 Budget	2029 Budget
<b>No Tax Limit</b>		<b>No Tax Limit</b>	<b>No Tax Limit</b>	<b>No Tax Limit</b>	<b>No Tax Limit</b>	<b>No Tax Limit</b>	<b>No Tax Limit</b>
	<b>Revenue</b>	<b>21.31%</b>	<b>16.59%</b>	<b>6.76%</b>	<b>6.48%</b>	<b>5.72%</b>	<b>5.10%</b>
	Tax requisition	125,171	145,932	155,797	165,892	175,388	184,332
	Transit fares	7,500	11,419	11,985	12,321	12,667	13,005
	Transfer from operational reserves	-	4,000	3,000	1,000	-	-
	Prior years surplus / (deficit)	-	1,333	-	-	-	-
	<b>Total Revenue</b>	<b>\$ 132,671</b>	<b>\$ 162,684</b>	<b>\$ 170,782</b>	<b>\$ 179,213</b>	<b>\$ 188,055</b>	<b>\$ 197,337</b>
	<b>Expense</b>						
	Salaries & wages	5,294	9,892	10,279	10,624	10,969	11,325
	Salaries & wages	(4,630)	1,367	1,418	1,461	1,505	1,550
	<b>Administration charge</b>	<b>6,204</b>	<b>7,487</b>	<b>7,859</b>	<b>8,247</b>	<b>8,654</b>	<b>9,081</b>
	Maintenance	1,600	1,651	1,734	1,821	1,912	2,008
	Operations	122,103	140,950	148,087	155,586	163,467	171,748
	Transfer to operating reserve	1,000	-	-	-	-	-
	Other expenses - marketing	1,100	1,337	1,404	1,474	1,548	1,625
	<b>Total Expenses</b>	<b>\$ 132,671</b>	<b>\$ 162,684</b>	<b>\$ 170,782</b>	<b>\$ 179,213</b>	<b>\$ 188,055</b>	<b>\$ 197,337</b>



**Regional District of Okanagan-Similkameen  
2025-2029 Operational Financial Plan  
Transit - Electoral Area "G" - 8350**

RG 735, G716, BR 411/85 Maximum levy

		2024 Budget	2025 Budget	2026 Budget	2027 Budget	2028 Budget	2029 Budget
\$		<b>2,840</b>	<b>Compliant</b>	<b>Compliant</b>	<b>Compliant</b>	<b>Compliant</b>	<b>Compliant</b>
	<b>Revenue</b>		0.14%	3.44%	0.06%	0.12%	0.12%
	Tax requisition		2,593	2,682	2,684	2,687	2,690
	<b>Total Revenue</b>		\$ 2,593	\$ 2,682	\$ 2,684	\$ 2,687	\$ 2,690
	<b>Expense</b>						
	Salaries & wages		821	87	90	93	96
	Salaries & wages		(821)	-	-	-	-
	Administration charge		93	95	94	94	94
	Contracts - Princeton		2,500	2,500	2,500	2,500	2,500
	<b>Total Expenses</b>		\$ 2,593	\$ 2,682	\$ 2,684	\$ 2,687	\$ 2,690



**Regional District of Okanagan-Similkameen  
2025-2029 Operational Financial Plan  
Transit - Electoral Area "H" - 8400**

RG 735, H 717, B 411/85 Maximum levy

		2024 Budget	2025 Budget	2026 Budget	2027 Budget	2028 Budget	2029 Budget
\$		1,160					
	<b>Revenue</b>	<b>REVIEW REQUIRED</b>	<b>Compliant</b>	<b>Compliant</b>	<b>Compliant</b>	<b>Compliant</b>	<b>Compliant</b>
		117.57%	-49.73%	0.35%	0.26%	0.39%	0.26%
Tax requisition		1,577	793	796	798	801	803
<b>Total Revenue</b>		\$ 1,577	\$ 793	\$ 796	\$ 798	\$ 801	\$ 803
	<b>Expense</b>						
Salaries & wages		821	65	68	70	73	75
Administration charge		56	28	28	28	28	28
Contracts - Princeton		700	700	700	700	700	700
<b>Total Expenses</b>		\$ 1,577	\$ 793	\$ 796	\$ 798	\$ 801	\$ 803





**Regional District of Okanagan-Similkameen  
2025-2029 Operational Financial Plan  
Transit - Area "D" - 8500**

6 714, 6,714, Bl 2654,2014

		2024 Budget	2025 Budget	2026 Budget	2027 Budget	2028 Budget	2029 Budget
\$		185,355					
		<b>Compliant</b>	<b>REVIEW SOON</b>	<b>Compliant</b>	<b>REVIEW REQUIRED</b>	<b>REVIEW REQUIRED</b>	<b>REVIEW REQUIRED</b>
	<b>Revenue</b>	10.18%	40.40%	-5.29%	6.96%	6.46%	5.30%
	Tax requisition	131,220	184,235	174,497	186,647	198,695	209,226
	Transit fares	7,476	7,540	7,768	8,003	8,244	8,494
	Transfer from operating reserve	-	8,000	6,000	3,000	500	-
	Prior years surplus / (deficit)	4,000	(20,443)	-	-	-	-
	<b>Total Revenue</b>	\$ 142,696	\$ 179,332	\$ 188,265	\$ 197,650	\$ 207,439	\$ 217,720
	<b>Expense</b>						
	Salaries & wages	5,294	12,218	12,702	13,128	13,548	13,982
	Salaries & wages	(4,630)	1,367	1,418	1,461	1,505	1,550
	Administration charge	6,535	8,253	8,664	9,096	9,546	10,019
	Maintenance	3,200	4,496	4,721	4,957	5,205	5,465
	Operations	127,597	151,601	159,293	167,468	176,018	185,006
	Transfer to operating reserve	4,000	-	-	-	-	-
	Other expenses - marketing	700	1,397	1,467	1,540	1,617	1,698
	<b>Total Expenses</b>	\$ 142,696	\$ 179,332	\$ 188,265	\$ 197,650	\$ 207,439	\$ 217,720



**Regional District of Okanagan-Similkameen  
2025-2029 Operational Financial Plan  
Transit - South Okanagan - 8600**

BL 2741, 2016 - Assessment

		2024 Budget	2025 Budget	2026 Budget	2027 Budget	2028 Budget	2029 Budget
\$		134,517					
		<b>REVIEW REQUIRED</b>	<b>REVIEW REQUIRED</b>	<b>REVIEW REQUIRED</b>	<b>REVIEW REQUIRED</b>	<b>REVIEW REQUIRED</b>	<b>REVIEW REQUIRED</b>
	<b>Revenue</b>	<b>19.63%</b>	<b>28.86%</b>	<b>-9.26%</b>	<b>5.74%</b>	<b>4.67%</b>	<b>25.80%</b>
	Tax requisition	147,528	190,104	172,493	182,386	190,910	240,164
	Transit fares	29,472	52,910	54,807	56,212	57,655	59,135
	Transfer from reserve	-	10,000	20,000	30,000	35,000	-
	Regional grant - IHA	21,830	30,000	30,000	30,000	30,000	30,000
	Prior years surplus / (deficit)	-	(27,036)	-	-	-	-
	<b>Total Revenue</b>	<b>\$ 198,830</b>	<b>\$ 255,978</b>	<b>\$ 277,300</b>	<b>\$ 298,598</b>	<b>\$ 313,565</b>	<b>\$ 329,299</b>
	<b>Expense</b>						
	Salaries & wages	8,113	13,274	13,787	14,252	14,719	15,200
	Salaries & wages	(7,449)	1,366	1,417	1,460	1,504	1,549
	Administration charge	9,274	11,625	12,662	13,637	14,321	15,039
	Operations	185,592	226,314	245,865	265,502	279,087	293,379
	Transfer to operating reserve	2,000	2,060	2,163	2,271	2,385	2,504
	Other expenses - marketing	1,300	1,339	1,406	1,476	1,550	1,628
	<b>Total Expenses</b>	<b>\$ 198,830</b>	<b>\$ 255,978</b>	<b>\$ 277,300</b>	<b>\$ 298,598</b>	<b>\$ 313,565</b>	<b>\$ 329,299</b>



**Regional District of Okanagan-Similkameen  
2025-2029 Operational Financial Plan  
Cemetery - Electoral Area "A" - 8800**

RG 735, A714, BL488,1979 Max Tax Limit

		2024 Budget	2025 Budget	2026 Budget	2027 Budget	2028 Budget	2029 Budget
\$		3,000					
	<b>Revenue</b>	<b>Compliant</b>	<b>Compliant</b>	<b>Compliant</b>	<b>Compliant</b>	<b>Compliant</b>	<b>Compliant</b>
		0.20%	-0.10%	0.02%	0.00%	0.00%	0.00%
Tax requisition		\$ 1,037	\$ 1,036	\$ 1,036	\$ 1,036	\$ 1,036	\$ 1,036
<b>Total Revenue</b>		\$ 1,037	\$ 1,036	\$ 1,036	\$ 1,036	\$ 1,036	\$ 1,036
	<b>Expense</b>						
Administration charge		37	36	36	36	36	36
Contracts - Osoyoos		1,000	1,000	1,000	1,000	1,000	1,000
<b>Total Expenses</b>		\$ 1,037	\$ 1,036	\$ 1,036	\$ 1,036	\$ 1,036	\$ 1,036

Regional District of Okanagan-Similkameen  
2025-2029 Operational Financial Plan  
Cemetery - Electoral Area "E" (Naramata) - 8950

P715, BL 1964, 1999 - Assessment

	2024 Budget	2025 Budget	2026 Budget	2027 Budget	2028 Budget	2029 Budget
\$	172,011					
<b>Revenue</b>	<b>Compliant</b>	<b>Compliant</b>	<b>Compliant</b>	<b>Compliant</b>	<b>Compliant</b>	<b>Compliant</b>
	55.35%	15.22%	-3.01%	4.64%	4.41%	3.45%
Tax requisition	\$ 66,059	\$ 76,111	\$ 73,823	\$ 77,251	\$ 80,654	\$ 83,438
Revenue - plots	10,000	10,000	10,300	10,609	10,927	11,255
Transfer from Community Works Fund (Gas Tax)	9,000	-	-	-	-	-
Transfer from operating reserve	3,000	7,000	1,500	1,350	1,100	-
Prior years surplus / (deficit)	10,000	-	-	-	-	-
<b>Total Revenue</b>	<b>\$ 98,059</b>	<b>\$ 93,111</b>	<b>\$ 85,623</b>	<b>\$ 89,210</b>	<b>\$ 92,681</b>	<b>\$ 94,693</b>
<b>Expense</b>						
Salaries & wages	53,892	65,995	68,743	71,009	73,202	75,459
Salaries & wages	4,155	-	-	-	-	-
Administration charge	2,853	2,972	2,902	2,997	3,089	3,184
Contract services	4,203	4,338	4,468	4,603	4,741	4,884
Education & training	578	596	614	632	651	671
Cemetery improvements	9,000	5,000	-	-	-	-
Insurance - property	75	77	79	81	83	85
Insurance - liability	225	232	239	246	253	261
Supplies	1,599	2,000	2,060	2,122	2,186	2,252
Travel / leasing	3,199	3,301	3,400	3,502	3,607	3,715
Utilities	-	600	618	637	656	676
Transfer to capital reserve	8,280	8,000	2,500	3,381	4,213	3,506
Transfer to operating reserve	10,000	-	-	-	-	-
<b>Total Expenses</b>	<b>\$ 98,059</b>	<b>\$ 93,111</b>	<b>\$ 85,623</b>	<b>\$ 89,210</b>	<b>\$ 92,681</b>	<b>\$ 94,693</b>



**Regional District of Okanagan-Similkameen  
2025-2029 Operational Financial Plan  
Cemetery - Electoral Area "D" (Okanagan Falls) - 8960**

BL 2981, 2022 - Assessment

		2024 Budget	2025 Budget	2026 Budget	2027 Budget	2028 Budget	2029 Budget
\$		90,730					
		<b>Compliant</b>	<b>Compliant</b>	<b>Compliant</b>	<b>REVIEW SOON</b>	<b>REVIEW REQUIRED</b>	<b>REVIEW REQUIRED</b>
	<b>Revenue</b>	90.46%	23.25%	4.32%	4.17%	4.53%	4.43%
	Cemetery fees	10,404	10,737	11,059	11,391	11,733	12,085
	Tax requisition	\$ 64,834	\$ 79,910	\$ 83,362	\$ 86,838	\$ 90,769	\$ 94,791
	<b>Total Revenue</b>	<b>\$ 75,238</b>	<b>\$ 90,647</b>	<b>\$ 94,421</b>	<b>\$ 98,229</b>	<b>\$ 102,502</b>	<b>\$ 106,876</b>
	<b>Expense</b>						
	Salaries & wages	21,292	57,205	59,579	61,549	63,449	65,408
	Salaries & wages	16,074	11,584	12,018	12,379	12,750	13,132
	Administration charge	1,833	2,921	3,035	3,133	3,229	3,328
	Contract services	4,100	4,228	4,355	4,486	4,621	4,760
	Education & training	500	516	531	547	563	580
	Insurance - property	260	268	276	284	293	302
	Insurance - liability	208	215	221	228	235	242
	Supplies	2,500	2,580	2,657	2,737	2,819	2,904
	Travel / leasing	3,500	3,096	3,189	3,285	3,384	3,486
	Utilities	1,000	1,032	1,062	1,094	1,126	1,160
	Transfer to capital reserve	-	1,852	2,193	3,044	4,405	5,777
	Transfer to operating reserve	5,000	5,150	5,305	5,464	5,628	5,797
	Recoverable from tax requisition	18,971	-	-	-	-	-
	<b>Total Expenses</b>	<b>\$ 75,238</b>	<b>\$ 90,647</b>	<b>\$ 94,421</b>	<b>\$ 98,229</b>	<b>\$ 102,502</b>	<b>\$ 106,876</b>



Regional District of Okanagan-Similkameen  
 2025-2029 Operational Financial Plan  
 Cemetery - Electoral Area "G" - 9000

BL 2943, 2021 Assessment

		2024 Budget	2025 Budget	2026 Budget	2027 Budget	2028 Budget	2029 Budget
\$		5,969					
	<b>Revenue</b>	<b>Compliant</b>	<b>Compliant</b>	<b>Compliant</b>	<b>Compliant</b>	<b>Compliant</b>	<b>Compliant</b>
		-100.00%	#DIV/0!	#DIV/0!	#DIV/0!	#DIV/0!	#DIV/0!
	Tax requisition	\$ -	\$ -	\$ -	\$ -	\$ -	\$ -
	Prior years surplus / (deficit)	-	-	-	-	-	-
	<b>Total Revenue</b>	\$ -	\$ -	\$ -	\$ -	\$ -	\$ -
	<b>Expense</b>						
	Administration charge	-	-	-	-	-	-
	Contracts - Keremeos	-	-	-	-	-	-
	Contracts - Hedley	-	-	-	-	-	-
	Prior year deficit	-	-	-	-	-	-
	<b>Total Expenses</b>	\$ -	\$ -	\$ -	\$ -	\$ -	\$ -



**Regional District of Okanagan-Similkameen  
2025-2029 Operational Financial Plan  
Area "G" Cemetery - 9010**

BL 2943, 2021 Assessment

		2024 Budget	2025 Budget	2026 Budget	2027 Budget	2028 Budget	2029 Budget
\$		5,969					
	<b>Revenue</b>	<b>Compliant</b>	<b>Compliant</b>	<b>Compliant</b>	<b>Compliant</b>	<b>Compliant</b>	<b>Compliant</b>
		50.19%	-32.51%	-1.28%	0.00%	0.00%	0.00%
	Tax requisition	3,083	2,081	2,054	2,054	2,054	2,054
	<b>Total Revenue</b>	\$ 3,083	\$ 2,081	\$ 2,054	\$ 2,054	\$ 2,054	\$ 2,054
	<b>Expense</b>						
	Administration charge	83	81	54	54	54	54
	Contracts - Hedley	2,000	2,000	2,000	2,000	2,000	2,000
	Contracts - Keremeos	1,000	-	-	-	-	-
	<b>Total Expenses</b>	\$ 3,083	\$ 2,081	\$ 2,054	\$ 2,054	\$ 2,054	\$ 2,054



Regional District of Okanagan-Similkameen  
 2025-2029 Operational Financial Plan  
 Area "H" Cemetery - 9100

767 (5) SLP 1987

		2024 Budget	2025 Budget	2026 Budget	2027 Budget	2028 Budget	2029 Budget
		Compliant	Compliant	Compliant	Compliant	Compliant	Compliant
\$		5,000					
	<b>Revenue</b>						
		0.18%	-0.11%	0.03%	0.00%	0.00%	0.00%
	Tax requisition	1,473	1,471	1,471	1,471	1,471	1,471
	<b>Total Revenue</b>	\$ 1,473	\$ 1,471	\$ 1,471	\$ 1,471	\$ 1,471	\$ 1,471
	<b>Expense</b>						
	Administration charge	53	51	51	51	51	51
	Contracts - Princeton	1,170	1,170	1,170	1,170	1,170	1,170
	Contracts - Tulameen	250	250	250	250	250	250
	<b>Total Expenses</b>	\$ 1,473	\$ 1,471	\$ 1,471	\$ 1,471	\$ 1,471	\$ 1,471





**Regional District of Okanagan-Similkameen  
2025-2029 Operational Financial Plan  
Animal Control - "A", "B", "C", "D", "E", "F", "G", "I" - 9200**

2775, 2017 No Tax Limit


		2024 Budget	2025 Budget	2026 Budget	2027 Budget	2028 Budget	2029 Budget
<b>No Tax Limit</b>		<b>No Tax Limit</b>	<b>No Tax Limit</b>	<b>No Tax Limit</b>	<b>No Tax Limit</b>	<b>No Tax Limit</b>	<b>No Tax Limit</b>
	<b>Revenue</b>	<b>4.41%</b>	<b>4.87%</b>	<b>4.49%</b>	<b>3.74%</b>	<b>3.17%</b>	<b>3.04%</b>
	Tax requisition - all areas	168,977	177,211	185,161	192,085	198,171	204,196
	Grant in lieu of taxes	515	520	525	536	600	612
	Enforcement fees	6,182	6,244	6,369	6,496	6,600	6,732
	Impound fees	1,030	1,041	1,062	1,083	1,100	1,122
	Licensing revenue	20,606	20,812	21,228	21,865	22,521	23,196
	Transfer from operational reserves	-	3,000	1,000	-	-	-
	<b>Total Revenue</b>	<b>\$ 197,310</b>	<b>\$ 208,828</b>	<b>\$ 215,345</b>	<b>\$ 222,065</b>	<b>\$ 228,992</b>	<b>\$ 235,858</b>
	<b>Expense</b>						
	Salaries & wages	-	5,587	5,782	5,985	6,194	6,411
	Administration charge	9,297	9,610	9,910	10,219	10,538	10,854
	Bylaw enforcement allocation	42,042	43,514	45,037	46,613	48,245	49,692
	Contracts - animal control	142,830	146,894	151,301	155,840	160,515	165,331
	Supplies	2,091	2,123	2,165	2,208	2,300	2,346
	Advertising	1,050	1,100	1,150	1,200	1,200	1,224
	<b>Total Expenses</b>	<b>\$ 197,310</b>	<b>\$ 208,828</b>	<b>\$ 215,345</b>	<b>\$ 222,065</b>	<b>\$ 228,992</b>	<b>\$ 235,858</b>



Regional District of Okanagan-Similkameen  
 2025-2029 Operational Financial Plan  
 Similkameen Country Visitor Info Centre - 9250

BL 2622, 2013 - Assessment

		2024 Budget	2025 Budget	2026 Budget	2027 Budget	2028 Budget	2029 Budget
\$		581,002	COMPLIANT	COMPLIANT	COMPLIANT	COMPLIANT	COMPLIANT
	<b>Revenue</b>		0.15%	-24.31%	32.00%	0.00%	0.00%
	Tax requisition	34,224	25,905	34,194	34,194	34,194	34,194
	<b>Total Revenue</b>	\$ 34,224	\$ 25,905	\$ 34,194	\$ 34,194	\$ 34,194	\$ 34,194
	<b>Expense</b>						
	Administration charge	1,224	905	1,194	1,194	1,194	1,194
	Contract services	33,000	25,000	33,000	33,000	33,000	33,000
	<b>Total Expenses</b>	\$ 34,224	\$ 25,905	\$ 34,194	\$ 34,194	\$ 34,194	\$ 34,194



**Regional District of Okanagan-Similkameen  
2025-2029 Operational Financial Plan  
Area "E" Tourism & Community Svs Contribution - 9260**

BL 2705, 2015 - Assessment


		2024 Budget	2025 Budget	2026 Budget	2027 Budget	2028 Budget	2029 Budget
\$		26,948	REVIEW REQUIRED	REVIEW SOON	REVIEW SOON	REVIEW SOON	REVIEW SOON
	<b>Revenue</b>		160.40%	-0.09%	0.00%	0.00%	0.00%
	Tax requisition		26,964	26,941	26,941	26,941	26,941
	<b>Total Revenue</b>	\$	26,964	\$ 26,941	\$ 26,941	\$ 26,941	\$ 26,941
	<b>Expense</b>						
	Administration charge		964	941	941	941	941
	Contract services		26,000	26,000	26,000	26,000	26,000
	<b>Total Expenses</b>	\$	26,964	\$ 26,941	\$ 26,941	\$ 26,941	\$ 26,941



**Regional District of Okanagan-Similkameen  
2025-2029 Operational Financial Plan  
Economic Development - Area "A" - 9300**

BL 2529, 2010 - Assessment

		2024 Budget	2025 Budget	2026 Budget	2027 Budget	2028 Budget	2029 Budget
\$		27,988					
		<b>Compliant</b>	<b>Compliant</b>	<b>Compliant</b>	<b>Compliant</b>	<b>Compliant</b>	<b>Compliant</b>
	<b>Revenue</b>						
		-17.66%	1.03%	0.00%	0.00%	0.00%	0.00%
	Tax requisition	11,904	12,026	12,026	12,026	12,026	12,026
	Grant in lieu of taxes	430	300	300	300	300	300
	<b>Total Revenue</b>	\$ 12,334	\$ 12,326	\$ 12,326	\$ 12,326	\$ 12,326	\$ 12,326
	<b>Expense</b>						
	Administration charge	334	326	326	326	326	326
	Contract services	12,000	12,000	12,000	12,000	12,000	12,000
	<b>Total Expenses</b>	\$ 12,334	\$ 12,326	\$ 12,326	\$ 12,326	\$ 12,326	\$ 12,326



**Regional District of Okanagan-Similkameen  
2025-2029 Operational Financial Plan  
Economic Development - Area "I" - 9330**

BL 2869, 2019 - No Tax Limit

		2024 Budget	2025 Budget	2026 Budget	2027 Budget	2028 Budget	2029 Budget
<b>No Tax Limit</b>		<b>No Tax Limit</b>	<b>No Tax Limit</b>	<b>No Tax Limit</b>	<b>No Tax Limit</b>	<b>No Tax Limit</b>	<b>No Tax Limit</b>
	<b>Revenue</b>						
		-12.28%	4.42%	4.80%	4.57%	4.37%	4.69%
Tax requisition		5,000	5,221	5,471	5,721	5,971	6,251
Transfer from operational reserve		5,278	-	-	-	-	-
Transfer from operational reserve		-	5,050	4,800	4,550	4,300	4,020
<b>Total Revenue</b>		\$ 10,278	\$ 10,271	\$ 10,271	\$ 10,271	\$ 10,271	\$ 10,271
	<b>Expense</b>						
Administration charge		278	271	271	271	271	271
Contract services		10,000	10,000	10,000	10,000	10,000	10,000
<b>Total Expenses</b>		\$ 10,278	\$ 10,271	\$ 10,271	\$ 10,271	\$ 10,271	\$ 10,271



**Regional District of Okanagan-Similkameen  
2025-2029 Operational Financial Plan  
Economic Development - Oliver And Area "C" - 9350**

**BL 1978, 2000 - No Tax Limit**

		2024 Budget	2025 Budget	2026 Budget	2027 Budget	2028 Budget	2029 Budget
<b>No Tax Limit</b>		<b>No Tax Limit</b>	<b>No Tax Limit</b>	<b>No Tax Limit</b>	<b>No Tax Limit</b>	<b>No Tax Limit</b>	<b>No Tax Limit</b>
	<b>Revenue</b>	<b>-1.45%</b>	<b>1.58%</b>	<b>0.00%</b>	<b>0.00%</b>	<b>0.00%</b>	<b>0.00%</b>
	Tax requisition	56,870	57,766	57,766	57,766	57,766	57,766
	Grant in lieu of taxes	1,207	260	260	260	260	260
	<b>Total Revenue</b>	<b>\$ 58,077</b>	<b>\$ 58,026</b>	<b>\$ 58,026</b>	<b>\$ 58,026</b>	<b>\$ 58,026</b>	<b>\$ 58,026</b>
	<b>Expense</b>						
	Administration charge	2,077	2,026	2,026	2,026	2,026	2,026
	Agreement - Oliver Tourism	56,000	56,000	56,000	56,000	56,000	56,000
	<b>Total Expenses</b>	<b>\$ 58,077</b>	<b>\$ 58,026</b>	<b>\$ 58,026</b>	<b>\$ 58,026</b>	<b>\$ 58,026</b>	<b>\$ 58,026</b>



**Regional District of Okanagan-Similkameen**  
**2025-2029 Operational Financial Plan**  
**Economic Development - Area "B", "G", "H" - 9360**

BL 2361, 2005 Maximum Levy

		2024 Budget	2025 Budget	2026 Budget	2027 Budget	2028 Budget	2029 Budget
\$		50,000	Compliant	Compliant	Compliant	Compliant	Compliant
	<b>Revenue</b>		0.12%	4.65%	4.65%	14.07%	0.00%
	Tax requisition	24,668	25,814	27,014	30,814	30,814	30,814
	Transfer from reserve	-	5,000	3,800	-	-	-
	Prior years surplus / (deficit)	6,000	-	-	-	-	-
	<b>Total Revenue</b>	\$ 30,668	\$ 30,814	\$ 30,814	\$ 30,814	\$ 30,814	\$ 30,814
	<b>Expense</b>						
	Administration charge	668	814	814	814	814	814
	Agreement - Similkameen Planning Society	30,000	30,000	30,000	30,000	30,000	30,000
	<b>Total Expenses</b>	\$ 30,668	\$ 30,814	\$ 30,814	\$ 30,814	\$ 30,814	\$ 30,814

Regional District of Okanagan-Similkameen  
2025-2029 Operational Financial Plan  
Community Services - Area "D" - 9380

BL 2447, 2008 - Assessment

	2024 Budget	2025 Budget	2026 Budget	2027 Budget	2028 Budget	2029 Budget
<b>\$</b>	<b>57,337</b>	<b>REVIEW REQUIRED</b>	<b>REVIEW REQUIRED</b>	<b>REVIEW REQUIRED</b>	<b>REVIEW REQUIRED</b>	<b>REVIEW REQUIRED</b>
<b>Revenue</b>	<b>9.26%</b>	<b>-27.28%</b>	<b>-2.59%</b>	<b>3.46%</b>	<b>1.98%</b>	<b>3.75%</b>
Tax requisition	173,755	126,352	123,075	127,338	129,854	134,720
Service grants	15,000	15,000	15,000	15,000	15,000	15,000
Prior years surplus / (deficit)	-	22,611	-	-	-	-
<b>Total Revenue</b>	<b>\$ 188,755</b>	<b>\$ 163,963</b>	<b>\$ 138,075</b>	<b>\$ 142,338</b>	<b>\$ 144,854</b>	<b>\$ 149,720</b>
<b>Expense</b>						
Salaries & wages	130,835	70,270	73,291	75,674	77,942	80,292
Salaries & wages	(36,884)	12,612	13,147	13,646	14,164	14,703
Administration charge	7,716	7,042	6,354	6,550	6,666	6,890
Operations	5,000	-	-	-	-	-
Contract services	11,750	6,215	6,314	6,477	6,625	6,825
Education & training	3,000	3,090	3,183	3,278	1,787	2,000
Special projects	10,000	6,000	6,000	6,000	6,000	6,000
Visitor services	2,500	5,000	5,000	5,000	5,000	5,000
Business services	15,000	5,000	-	-	-	-
Heritage museum	10,000	-	-	-	-	-
Facility improvements	8,000	8,000	8,520	8,793	9,074	9,500
Insurance - liability	686	708	731	754	778	820
Supplies	8,000	4,000	4,140	4,285	4,435	4,590
Promotion	3,152	3,247	3,344	3,444	3,548	3,600
Travel / mileage	2,000	2,168	2,237	2,309	2,383	2,500
Utilities	8,000	8,000	5,814	6,128	6,452	7,000
Transfer to reserve	-	12,611	-	-	-	-
Contingency	-	10,000	-	-	-	-
<b>Total Expenses</b>	<b>\$ 188,755</b>	<b>\$ 163,963</b>	<b>\$ 138,075</b>	<b>\$ 142,338</b>	<b>\$ 144,854</b>	<b>\$ 149,720</b>





**Regional District of Okanagan-Similkameen  
2025-2029 Operational Financial Plan  
Regional Economic Development (Ok Film) - 9390**

BL 2743, 2016- Assessment

		2024 Budget	2025 Budget	2026 Budget	2027 Budget	2028 Budget	2029 Budget
\$		58,968					
	<b>Revenue</b>	<b>Compliant</b>	<b>Compliant</b>	<b>Compliant</b>	<b>Compliant</b>	<b>Compliant</b>	<b>Compliant</b>
		10.55%	-0.09%	0.00%	0.00%	0.00%	0.00%
	Tax requisition	40,066	40,031	40,031	40,031	40,031	40,031
	<b>Total Revenue</b>	<b>\$ 40,066</b>	<b>\$ 40,031</b>	<b>\$ 40,031</b>	<b>\$ 40,031</b>	<b>\$ 40,031</b>	<b>\$ 40,031</b>
	<b>Expense</b>						
	Administration charge	1,433	1,398	1,398	1,398	1,398	1,398
	Grant - Okanagan Film Commission	38,633	38,633	38,633	38,633	38,633	38,633
	<b>Total Expenses</b>	<b>\$ 40,066</b>	<b>\$ 40,031</b>	<b>\$ 40,031</b>	<b>\$ 40,031</b>	<b>\$ 40,031</b>	<b>\$ 40,031</b>

Regional District of Okanagan-Similkameen  
2025-2029 Operational Financial Plan  
Electrical - Mizzula Electrical - 9440

	2024 Budget	2025 Budget	2026 Budget	2027 Budget	2028 Budget	2029 Budget
	N/A	N/A	N/A	N/A	N/A	N/A
<b>Revenue</b>	N/A	N/A	N/A	N/A	N/A	N/A
Parcel tax	-	-	-	-	-	-
Prior years surplus / (deficit)	-	-	-	-	-	-
<b>Total Revenue</b>	\$ -	\$ -	\$ -	\$ -	\$ -	\$ -
<b>Expense</b>						
Administration charge	-	-	-	-	-	-
Maintenance	-	-	-	-	-	-
Operations	-	-	-	-	-	-
Transfer to operating reserve	-	-	-	-	-	-
<b>Total Expenses</b>	\$ -	\$ -	\$ -	\$ -	\$ -	\$ -



**Regional District of Okanagan-Similkameen  
2025-2029 Operational Financial Plan  
Electrical System - Schneider - 9450**

Parcel Tax BL 1921 - Max Limit

		2024 Budget	2025 Budget	2026 Budget	2027 Budget	2028 Budget	2029 Budget
\$	1,000	<b>REVIEW REQUIRED</b>	<b>REVIEW REQUIRED</b>	<b>REVIEW REQUIRED</b>	<b>REVIEW REQUIRED</b>	<b>REVIEW REQUIRED</b>	<b>REVIEW REQUIRED</b>
<b>Revenue</b>		54.50%	0.04%	0.13%	3.97%	3.96%	0.49%
Parcel Tax		1,356	1,357	1,359	1,413	1,469	1,476
Transfer from operating reserve		5	-	-	-	-	-
Provincial grants		136	182	182	182	182	182
Prior years surplus / (deficit)		(53)	-	-	-	-	-
<b>Total Revenue</b>	\$	1,444	\$ 1,539	\$ 1,541	\$ 1,595	\$ 1,651	\$ 1,658
<b>Expense</b>							
Administration charge		51	52	54	56	58	58
Utilities - power		1,388	1,437	1,487	1,539	1,593	1,600
Transfer to operating reserve		5	50	-	-	-	-
<b>Total Expenses</b>	\$	1,444	\$ 1,539	\$ 1,541	\$ 1,595	\$ 1,651	\$ 1,658



**Regional District of Okanagan-Similkameen  
2025-2029 Operational Financial Plan  
Street Lighting -Area "G" - 9500**

BL 1098.01, 2010 - Assessment

		2024 Budget	2025 Budget	2026 Budget	2027 Budget	2028 Budget	2029 Budget
\$		<b>4,700</b>					
		<b>Compliant</b>	<b>Compliant</b>	<b>Compliant</b>	<b>Compliant</b>	<b>Compliant</b>	<b>Compliant</b>
	<b>Revenue</b>	<b>33.92%</b>	<b>90.95%</b>	<b>17.91%</b>	<b>4.40%</b>	<b>4.32%</b>	<b>6.06%</b>
	Tax requisition	795	1,519	1,791	1,870	1,951	2,069
	Provincial grants	500	500	500	500	500	500
	Transfer from operational reserve	200	192	-	-	-	-
	<b>Total Revenue</b>	<b>\$ 1,495</b>	<b>\$ 2,211</b>	<b>\$ 2,291</b>	<b>\$ 2,370</b>	<b>\$ 2,451</b>	<b>\$ 2,569</b>
	<b>Expense</b>						
	Salaries & wages		642	667	689	711	734
	Administration charge	53	77	80	83	86	90
	Utilities - power	1,442	1,492	1,544	1,598	1,654	1,745
	<b>Total Expenses</b>	<b>\$ 1,495</b>	<b>\$ 2,211</b>	<b>\$ 2,291</b>	<b>\$ 2,370</b>	<b>\$ 2,451</b>	<b>\$ 2,569</b>



**Regional District of Okanagan-Similkameen  
2025-2029 Operational Financial Plan  
Street Lighting - West Bench/Husula - 9660**

BL 1000,1987 No Tax Limit

		2024 Budget	2025 Budget	2026 Budget	2027 Budget	2028 Budget	2029 Budget
<b>No Tax Limit</b>		<b>No Tax Limit</b>	<b>No Tax Limit</b>	<b>No Tax Limit</b>	<b>No Tax Limit</b>	<b>No Tax Limit</b>	<b>No Tax Limit</b>
	<b>Revenue</b>	1.53%	3.94%	3.55%	2.07%	2.06%	2.07%
Parcel tax		6,837	7,107	7,359	7,511	7,666	7,824
<b>Total Revenue</b>		<b>\$ 6,837</b>	<b>\$ 7,107</b>	<b>\$ 7,359</b>	<b>\$ 7,511</b>	<b>\$ 7,666</b>	<b>\$ 7,824</b>
	<b>Expense</b>						
Salaries & wages		400	642	667	689	711	734
Administration charge		237	245	250	255	261	266
Utilities - power		6,000	6,120	6,242	6,367	6,494	6,624
Transfer to operating reserve		200	100	200	200	200	200
<b>Total Expenses</b>		<b>\$ 6,837</b>	<b>\$ 7,107</b>	<b>\$ 7,359</b>	<b>\$ 7,511</b>	<b>\$ 7,666</b>	<b>\$ 7,824</b>



**Regional District of Okanagan-Similkameen  
2025-2029 Operational Financial Plan  
Street Lighting - Heritage Hills - 9670**

RG731, M715, BL 1454,1993 - Assessment

		2024 Budget	2025 Budget	2026 Budget	2027 Budget	2028 Budget	2029 Budget	
\$		5,613	REVIEW REQUIRED	REVIEW REQUIRED	REVIEW REQUIRED	REVIEW REQUIRED	REVIEW REQUIRED	
	<b>Revenue</b>		4.70%	4.63%	4.35%	4.97%	4.86%	1.04%
	Tax requisition		6,635	6,942	7,244	7,604	7,973	8,056
	Transfer from operating reserve		320	250	200	100	-	-
	<b>Total Revenue</b>	\$	6,955	\$ 7,192	\$ 7,444	\$ 7,704	\$ 7,973	\$ 8,056
	<b>Expense</b>							
	Administration charge		249	251	260	269	278	281
	Utilities - power		6,706	6,941	7,184	7,435	7,695	7,775
	<b>Total Expenses</b>	\$	6,955	\$ 7,192	\$ 7,444	\$ 7,704	\$ 7,973	\$ 8,056



**Regional District of Okanagan-Similkameen  
2025-2029 Operational Financial Plan  
Street Lighting - Naramata - 9680**

BL 1618, 1995 - Maximum Levy

		2024 Budget	2025 Budget	2026 Budget	2027 Budget	2028 Budget	2029 Budget	
\$		12,000	Compliant	Compliant	Compliant	Compliant	Compliant	
	<b>Revenue</b>		18.72%	-7.34%	3.08%	3.03%	3.02%	3.03%
	User fees	8,242	7,637	7,872	8,110	8,355	8,608	
	<b>Total Revenue</b>	\$ 8,242	\$ 7,637	\$ 7,872	\$ 8,110	\$ 8,355	\$ 8,608	
	<b>Expense</b>							
	Salaries & wages	1,447	642	667	689	711	734	
	Administration charge	295	267	275	283	292	301	
	Utilities - power	6,500	6,728	6,930	7,138	7,352	7,573	
	<b>Total Expenses</b>	\$ 8,242	\$ 7,637	\$ 7,872	\$ 8,110	\$ 8,355	\$ 8,608	

BL 2979, 2022 - Assessment

		2024 Budget	2025 Budget	2026 Budget	2027 Budget	2028 Budget	2029 Budget
\$		77,781	Compliant	Compliant	Compliant	Compliant	Compliant
	<b>Revenue</b>						
		104.90%	-47.62%	2.04%	2.03%	2.03%	2.03%
Tax requisition		58,575	30,684	31,310	31,945	32,593	33,254
<b>Total Revenue</b>		\$ 58,575	\$ 30,684	\$ 31,310	\$ 31,945	\$ 32,593	\$ 33,254
	<b>Expense</b>						
Salaries & wages		-	642	667	689	711	734
Administration charge		1,585	1,071	1,093	1,115	1,138	1,161
Utilities - power		28,403	28,971	29,550	30,141	30,744	31,359
Utilities - power 2023		28,587					
<b>Total Expenses</b>		\$ 58,575	\$ 30,684	\$ 31,310	\$ 31,945	\$ 32,593	\$ 33,254





Regional District of Okanagan-Similkameen  
2025-2029 Operational Financial Plan  
Okanagan Regional Library - 9900

BI 1906 - No Tax Limit

		2024 Budget	2025 Budget	2026 Budget	2027 Budget	2028 Budget	2029 Budget
<b>No Tax Limit</b>		<b>No Tax Limit</b>	<b>No Tax Limit</b>	<b>No Tax Limit</b>	<b>No Tax Limit</b>	<b>No Tax Limit</b>	<b>No Tax Limit</b>
	<b>Revenue</b>	<b>5.55%</b>	<b>2.82%</b>	<b>3.17%</b>	<b>3.02%</b>	<b>0.77%</b>	<b>0.97%</b>
	Tax requisition	987,713	1,015,528	1,047,725	1,079,338	1,087,635	1,098,170
	Grant in lieu of taxes	6,182	6,000	6,000	6,000	6,000	6,000
	<b>Total Revenue</b>	<b>\$ 993,895</b>	<b>\$ 1,021,528</b>	<b>\$ 1,053,725</b>	<b>\$ 1,085,338</b>	<b>\$ 1,093,635</b>	<b>\$ 1,104,170</b>
	<b>Expense</b>						
	Administration charge	26,897	26,987	27,837	28,673	28,892	29,170
	Transfer to Okanagan Regional Library	966,998	994,541	1,025,888	1,056,665	1,064,743	1,075,000
	<b>Total Expenses</b>	<b>\$ 993,895</b>	<b>\$ 1,021,528</b>	<b>\$ 1,053,725</b>	<b>\$ 1,085,338</b>	<b>\$ 1,093,635</b>	<b>\$ 1,104,170</b>



**Regional District of Okanagan-Similkameen  
2025-2029 Operational Financial Plan  
Naramata Library - 9910**

		2024 Budget	2025 Budget	2026 Budget	2027 Budget	2028 Budget	2029 Budget
<b>Rental Revenue</b>		<b>RENTAL REVENUE</b>	<b>RENTAL REVENUE</b>	<b>RENTAL REVENUE</b>	<b>RENTAL REVENUE</b>	<b>RENTAL REVENUE</b>	<b>RENTAL REVENUE</b>
	<b>Revenue</b>	5.36%	0.43%	129.01%	7.06%	4.93%	1.27%
Rental revenue		15,335	15,401	35,269	37,760	39,622	40,123
<b>Total Revenue</b>		\$ 15,335	\$ 15,401	\$ 35,269	\$ 37,760	\$ 39,622	\$ 40,123
	<b>Expense</b>						
Salaries & wages		4,761	24,098	25,096	25,933	26,720	27,551
Salaries & wages		-	(18,325)	(607)	635	1,303	673
Administration charge		339	365	879	942	989	999
Contract services		1,615	1,667	1,720	1,775	1,832	1,875
Insurance - property		4,244	4,380	4,520	4,665	4,814	4,900
Supplies facility		1,035	1,068	1,102	1,137	1,173	1,200
Vehicles & equipment		533	550	568	586	605	625
Transfer to reserve		2,808	1,598	1,991	2,087	2,186	2,300
<b>Total Expenses</b>		\$ 15,335	\$ 15,401	\$ 35,269	\$ 37,760	\$ 39,622	\$ 40,123



**Regional District of Okanagan-Similkameen  
2025-2029 Operational Financial Plan  
Municipal Fiscal Services - 9990**

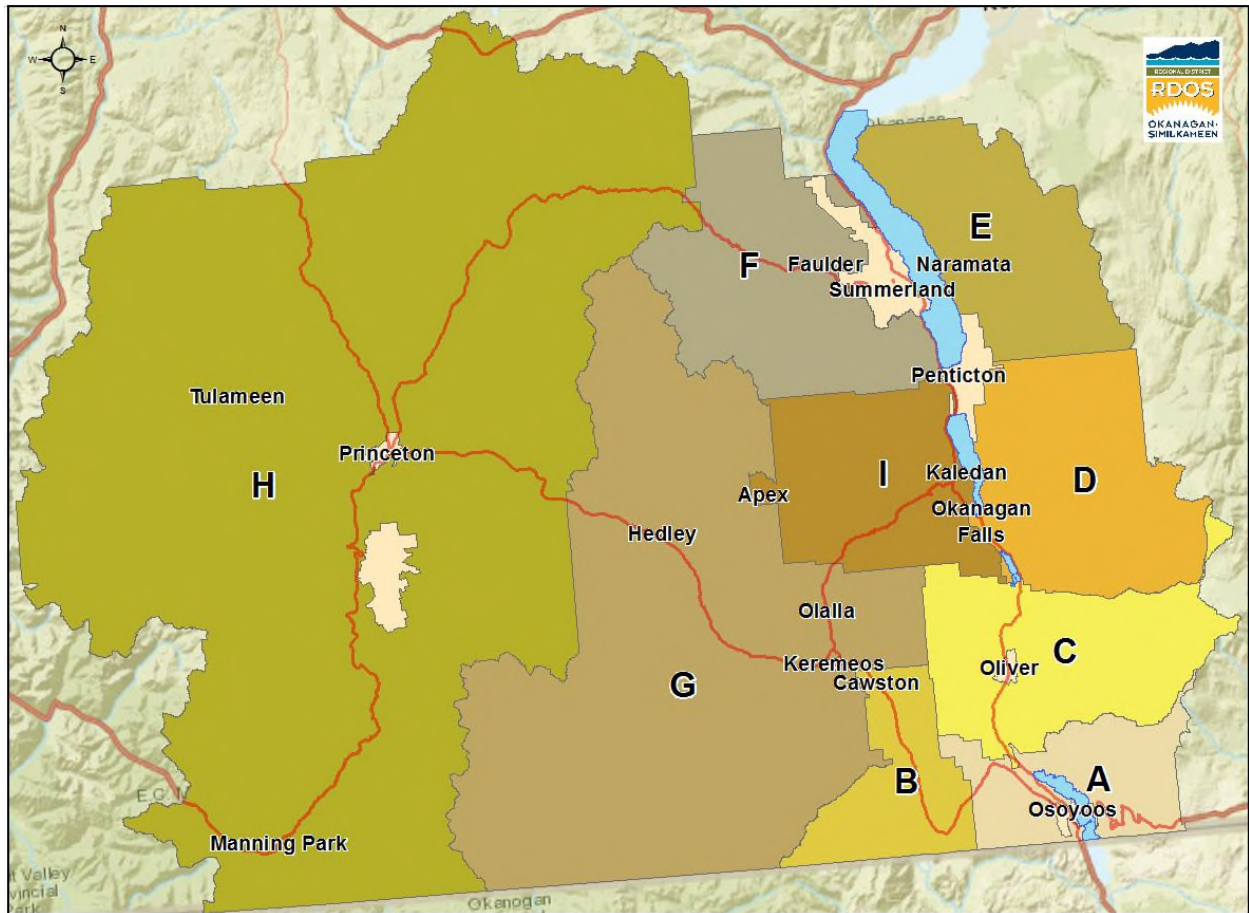
		2024 Budget	2025 Budget	2026 Budget	2027 Budget	2028 Budget	2029 Budget
No Tax Limit		No Tax Limit	No Tax Limit	No Tax Limit	No Tax Limit	No Tax Limit	No Tax Limit
<b>Revenue</b>		<b>4.08%</b>	<b>7.65%</b>	<b>-9.19%</b>	<b>-9.25%</b>	<b>-12.16%</b>	<b>-26.40%</b>
Debtenture payment - Penticton		3,733,736	4,028,149	3,898,225	3,631,266	3,269,538	1,866,337
Debtenture payment - Summerland		1,912,165	2,190,768	1,790,597	1,460,743	1,001,436	1,001,436
Debtenture payment - Osoyoos		621,960	624,799	624,799	624,799	624,799	624,799
Debtenture payment - Oliver		910,194	912,704	689,836	598,679	598,679	436,535
Debtenture payment - Princeton		421,899	421,899	421,899	421,899	421,899	421,899
Debtenture payment - Keremeos		10,015	13,998	13,998	13,998	13,998	13,998
<b>Total Revenue</b>		<b>\$ 7,609,969</b>	<b>\$ 8,192,317</b>	<b>\$ 7,439,354</b>	<b>\$ 6,751,384</b>	<b>\$ 5,930,349</b>	<b>\$ 4,365,004</b>
<b>Expense</b>							
Debt interest- Penticton		1,546,086	1,908,030	1,900,796	1,792,663	1,644,531	898,391
Debt interest- Summerland		766,402	913,037	789,957	728,757	494,757	494,757
Debt interest- Osoyoos		292,403	294,328	294,328	294,328	294,328	294,328
Debt interest- Oliver		337,008	348,340	339,898	322,210	322,210	231,168
Debt interest- Princeton		286,300	286,300	286,300	286,300	286,300	286,300
Debt interest- Keremeos		4,845	8,828	8,828	8,828	8,828	8,828
Debt principal- Penticton		2,187,650	2,120,119	1,997,430	1,838,603	1,625,006	967,946
Debt principal- Summerland		1,145,763	1,277,731	1,000,640	731,986	506,678	506,678
Debt principal- Osoyoos		329,557	330,471	330,471	330,471	330,471	330,471
Debt principal- Oliver		573,186	564,364	349,938	276,468	276,468	205,367
Debt principal- Princeton		135,599	135,599	135,599	135,599	135,599	135,599
Debt principal- Keremeos		5,170	5,170	5,170	5,170	5,170	5,170
<b>Total Expenses</b>		<b>\$ 7,609,969</b>	<b>\$ 8,192,317</b>	<b>\$ 7,439,355</b>	<b>\$ 6,751,383</b>	<b>\$ 5,930,346</b>	<b>\$ 4,365,003</b>



# Regional District of Okanagan-Similkameen

## 2025-2029 Schedule E

### Capital Financial Plan





**Regional District of Okanagan-Similkameen  
2025-2029 Capital Financial Plan  
General Government Equipment Purchases - 0101**

	2024 Budget	2025 Budget	2026 Budget	2027 Budget	2028 Budget	2029 Budget
<b>Funding</b>						
Transfer from equipment replacement deposit account	771,854	202,050	90,923	286,507	270,012	96,488
<b>Total Funding</b>	<u>\$ 771,854</u>	<u>\$ 202,050</u>	<u>\$ 90,923</u>	<u>\$ 286,507</u>	<u>\$ 270,012</u>	<u>\$ 96,488</u>
<b>Expense</b>						
Salaries & wages	2,274	-	-	-	-	-
Administration charge	25,203	2,050	923	2,907	2,740	979
Utilities - replacement of trucks	130,000	200,000	90,000	183,600	187,272	95,509
Utilities - mini excavator & trailer	-	-	-	100,000	-	-
Utilities - skid steer & trailer	80,000	-	-	-	-	-
Utilities - water truck	-	-	-	-	80,000	-
Fleet vehicle electric charging infrastructure	534,377	-	-	-	-	-
<b>Total Capital Expenses</b>	<u>\$ 769,580</u>	<u>\$ 202,050</u>	<u>\$ 90,923</u>	<u>\$ 286,507</u>	<u>\$ 270,012</u>	<u>\$ 96,488</u>



**Regional District Of Okanagan-Similkameen  
2025-2029 Capital Financial Plan  
Corporate Facilities - 0161**

	2024 Budget	2025 Budget	2026 Budget	2027 Budget	2028 Budget	2029 Budget
<b>Funding</b>						
Transfer from operating reserve	135,725	63,303	572,093	14,601	15,039	15,490
Debenture proceeds	-	8,527,226	250,000	-	-	-
<b>Total Funding</b>	<b>\$ 135,725</b>	<b>\$ 8,590,529</b>	<b>\$ 822,093</b>	<b>\$ 14,601</b>	<b>\$ 15,039</b>	<b>\$ 15,490</b>
<b>Expense</b>						
Salaries & wages	-	49,640	51,787	53,462	55,071	56,724
Salaries & wages	62,943	13,663	20,306	(38,861)	(40,032)	(41,234)
101 Martin street addition	-	8,527,226	750,000	-	-	-
101 Martin street bathroom CF	72,000	-	-	-	-	-
<b>Total Capital Expenses</b>	<b>\$ 135,725</b>	<b>\$ 8,590,529</b>	<b>\$ 822,093</b>	<b>\$ 14,601</b>	<b>\$ 15,039</b>	<b>\$ 15,490</b>



**Regional District Of Okanagan-Similkameen  
2025-2029 Capital Financial Plan  
Electoral Area "D" - Rural Projects - 0341**

	2024 Budget	2025 Budget	2026 Budget	2027 Budget	2028 Budget	2029 Budget
<b>Funding</b>						
Transfer from Community Works Fund (Gas Tax)	50,000	50,000	-	-	-	-
Transfer from operating reserve	17,115	4,000	-	-	-	-
Provincial grants	-	3,000	-	-	-	-
<b>Total Funding</b>	<b>\$ 67,115</b>	<b>\$ 57,000</b>	<b>\$ -</b>	<b>\$ -</b>	<b>\$ -</b>	<b>\$ -</b>
<b>Expense</b>						
Salaries & wages	16,341	-	-	-	-	-
Administration charge	774	-	-	-	-	-
Okanagan Falls CS office washroom CF	50,000	50,000	-	-	-	-
Digital speed signs	-	7,000	-	-	-	-
<b>Total Capital Expenses</b>	<b>\$ 50,774</b>	<b>\$ 57,000</b>	<b>\$ -</b>	<b>\$ -</b>	<b>\$ -</b>	<b>\$ -</b>



**Regional District Of Okanagan-Similkameen  
2025-2029 Capital Financial Plan  
Electoral Area "I" - Rural Projects - 0351**

	2024 Budget	2025 Budget	2026 Budget	2027 Budget	2028 Budget	2029 Budget
<b>Funding</b>						
Transfer from Community Works Fund (Gas Tax)	40,000	-	40,000	-	-	-
Transfer from operating reserve	497	4,040	-	-	-	-
Provincial grants	-	3,000	-	-	-	-
<b>Total Funding</b>	<u>\$ 40,497</u>	<u>\$ 7,040</u>	<u>\$ 40,000</u>	<u>\$ -</u>	<u>\$ -</u>	<u>\$ -</u>
<b>Expense</b>						
Administration charge	497	40	-	-	-	-
Farley Lake utility assessment CF	40,000	-	40,000	-	-	-
Digital speed signs	-	7,000	-	-	-	-
<b>Total Capital Expenses</b>	<u>\$ 40,497</u>	<u>\$ 7,040</u>	<u>\$ 40,000</u>	<u>\$ -</u>	<u>\$ -</u>	<u>\$ -</u>





**Regional District Of Okanagan-Similkameen  
2025-2029 Capital Financial Plan  
Electoral Area "E" - Rural Projects - 0361**

	2024 Budget	2025 Budget	2026 Budget	2027 Budget	2028 Budget	2029 Budget
<b>Funding</b>						
Transfer from Community Works Fund (Gas Tax)	23,000	23,000	-	-	-	-
Transfer from Growing Community Fund	123,111	119,563	-	-	-	-
Transfer from operating reserve	2,254	48,090	(0)	0	(0)	0
Provincial grants	25,000	3,000	-	-	-	-
<b>Total Funding</b>	<u>\$ 173,365</u>	<u>\$ 193,653</u>	<u>\$ (0)</u>	<u>\$ 0</u>	<u>\$ (0)</u>	<u>\$ 0</u>
<b>Expense</b>						
Salaries & wages	-	19,192	19,949	20,605	21,257	21,757
Salaries & wages	-	-	(19,949)	(20,605)	(21,257)	(21,757)
Administration charge	2,254	148	(0)	0	(0)	0
Liquid waste management plan CF	100,000	71,452	-	-	-	-
Cenotaph relocation	-	24,750	-	-	-	-
Community wayfinding signs CF	23,000	23,000	-	-	-	-
Economic development feasibility study CF	20,000	20,000	-	-	-	-
Active transportation amenities study CF	13,111	13,111	-	-	-	-
Community use building study CF	15,000	15,000	-	-	-	-
Digital speed signs	-	7,000	-	-	-	-
<b>Total Capital Expenses</b>	<u>\$ 173,365</u>	<u>\$ 193,653</u>	<u>\$ (0)</u>	<u>\$ 0</u>	<u>\$ (0)</u>	<u>\$ 0</u>



**Regional District Of Okanagan-Similkameen  
2025-2029 Capital Financial Plan  
Electoral Area 'F' - Rural Projects - 0371**

	2024 Budget	2025 Budget	2026 Budget	2027 Budget	2028 Budget	2029 Budget
<b>Funding</b>						
Transfer from Community Works Fund (Gas Tax)	-	75,000	-	-	-	-
Transfer from operating reserve	-	769	-	-	-	-
<b>Total Funding</b>	<b>\$ -</b>	<b>\$ 75,769</b>	<b>\$ -</b>	<b>\$ -</b>	<b>\$ -</b>	<b>\$ -</b>
<b>Expense</b>						
Administration charge	-	769	-	-	-	-
West Bench KVR geotechnical	-	75,000	-	-	-	-
<b>Total Capital Expenses</b>	<b>\$ -</b>	<b>\$ 75,769</b>	<b>\$ -</b>	<b>\$ -</b>	<b>\$ -</b>	<b>\$ -</b>



**Regional District Of Okanagan-Similkameen  
2025-2029 Capital Financial Plan  
Electoral Area "H" - Rural Projects - 0391**

	2024 Budget	2025 Budget	2026 Budget	2027 Budget	2028 Budget	2029 Budget
<b>Funding</b>						
Transfer from Growing Community Fund	498,111	-	-	-	-	-
Transfer from operating reserve	35,389	-	0	(0)	(0)	0
Debenture proceeds	350,000	-	-	-	-	-
<b>Total Funding</b>	<u>\$ 883,500</u>	<u>\$ -</u>	<u>\$ 0</u>	<u>\$ (0)</u>	<u>\$ (0)</u>	<u>\$ 0</u>
<b>Expense</b>						
Salaries & wages	-	17,161	17,876	18,441	18,990	19,548
Salaries & wages	2,064	(17,161)	(17,876)	(18,441)	(18,990)	(19,548)
Administration charge	33,325	-	0	(0)	(0)	0
Chain Lake dam - upgrade construction	848,111	-	-	-	-	-
<b>Total Capital Expenses</b>	<u>\$ 883,500</u>	<u>\$ -</u>	<u>\$ 0</u>	<u>\$ (0)</u>	<u>\$ (0)</u>	<u>\$ 0</u>



**Regional District Of Okanagan-Similkameen  
2025-2029 Capital Financial Plan  
911 Emergency Call System - 0401**

	2024 Budget	2025 Budget	2026 Budget	2027 Budget	2028 Budget	2029 Budget
<b>Funding</b>						
Transfer from operating reserve	133,033	56,056	-	-	-	-
Debenture proceeds	662,000	708,590	-	-	-	-
<b>Total Funding</b>	<b>\$ 795,033</b>	<b>\$ 764,646</b>	<b>\$ -</b>	<b>\$ -</b>	<b>\$ -</b>	<b>\$ -</b>
<b>Expense</b>						
Salaries & wages	16,852	-	-	-	-	-
Salaries & wages	-	46,590	-	-	-	-
Administration charge	16,181	-	-	-	-	-
Blackburn communications shell upgrades CF	60,000	60,000	-	-	-	-
East Gate VHF study CF	10,000	10,000	-	-	-	-
Erris & Hayes Creek VHF repeater coverage test & analysis CF	57,000	57,000	-	-	-	-
Iridium satellite phone testing CF	15,000	13,556	-	-	-	-
Keremeos drop site testing CF	25,000	25,000	-	-	-	-
Keremeos Pincushion site-relocation CF	120,000	120,000	-	-	-	-
OKFL VHF repeater relocation CF	300,000	300,000	-	-	-	-
Oliver drop site testing CF	15,000	15,000	-	-	-	-
Osoyoos VHF repeater study CF	20,000	20,000	-	-	-	-
Radio site security upgrades CF	25,000	25,000	-	-	-	-
Starlink test CF	15,000	15,000	-	-	-	-
Miscellaneous capital	100,000	57,500	-	-	-	-
<b>Total Capital Expenses</b>	<b>\$ 795,033</b>	<b>\$ 764,646</b>	<b>\$ -</b>	<b>\$ -</b>	<b>\$ -</b>	<b>\$ -</b>



**Regional District Of Okanagan-Similkameen  
2025-2029 Capital Financial Plan  
Emergency Planning - 0411**

	2024 Budget	2025 Budget	2026 Budget	2027 Budget	2028 Budget	2029 Budget
<b>Funding</b>						
Transfer from operating reserve	14,046	69,592	-	-	-	-
Provincial grants	-	600,000	-	-	-	-
<b>Total Funding</b>	<b>\$ 14,046</b>	<b>\$ 669,592</b>	<b>\$ -</b>	<b>\$ -</b>	<b>\$ -</b>	<b>\$ -</b>
<b>Expense</b>						
Salaries & wages	13,874	-	-	-	-	-
Administration charge	172	92	-	-	-	-
1 ton truck	-	57,500	-	-	-	-
Smart boards / Tiger Dams	-	612,000	-	-	-	-
<b>Total Capital Expenses</b>	<b>\$ 14,046</b>	<b>\$ 669,592</b>	<b>\$ -</b>	<b>\$ -</b>	<b>\$ -</b>	<b>\$ -</b>



**Regional District Of Okanagan-Similkameen  
2025-2029 Capital Financial Plan  
Information Services - 0601**

	2024 Budget	2025 Budget	2026 Budget	2027 Budget	2028 Budget	2029 Budget
<b>Funding</b>						
Transfer from capital reserve	249,000	219,000	-	-	-	-
Transfer from GIS reserve		50,000	-	-	-	-
Transfer from operating reserve	255,000	55,000	-	-	-	-
<b>Total Funding</b>	<b>\$ 504,000</b>	<b>\$ 324,000</b>	<b>\$ -</b>	<b>\$ -</b>	<b>\$ -</b>	<b>\$ -</b>
<b>Expense</b>						
Infrastructure equipment upgrade / replacement	-	70,000	-	-	-	-
Replace 65 LAN wiring drops to CAT 6A CF	25,000	25,000				
UPS replacements CF	8,000	8,000				
Server replacement CF	16,000	-				
Boardroom upgrades		15,000	-	-	-	-
Main building annex 1 & 2 building - data wiring CF	25,000	25,000				
Main building annex 1 & 2 building - server upgrade CF	10,000	-				
Workstation / laptop upgrades	-	30,000	-	-	-	-
Main building annex 1 & 2 - LAN switches	20,000	-				
WAN infrastructure phase 2	50,000	-				
Security panel upgrades / 30 sites	120,000	-				
Workstations	150,000	-	-	-	-	-
Data center equipment	30,000	45,000	-	-	-	-
Data center storage CF		106,000				
Data center storage	50,000	-	-	-	-	-
<b>Total Capital Expenses</b>	<b>\$ 504,000</b>	<b>\$ 324,000</b>	<b>\$ -</b>	<b>\$ -</b>	<b>\$ -</b>	<b>\$ -</b>



**Regional District Of Okanagan-Similkameen  
2025-2029 Capital Financial Plan  
Fire Protection - Keremeos Areas "B" & "G" - 1101**

	2024 Budget	2025 Budget	2026 Budget	2027 Budget	2028 Budget	2029 Budget
<b>Funding</b>						
Transfer from capital reserve	80,000	368,909	-	75,000	-	-
Transfer from Growing Communities Fund	448,111	398,111	-	-	-	-
Transfer from operating reserve	353,769	622,549	263,443	84,561	87,782	92,825
Debenture proceeds	-	-	9,600,000	-	-	-
<b>Total Funding</b>	<b>\$ 881,880</b>	<b>\$ 1,389,569</b>	<b>\$ 9,863,443</b>	<b>\$ 159,561</b>	<b>\$ 87,782</b>	<b>\$ 92,825</b>
<b>Expense</b>						
Salaries & wages	-	1,000	1,000	-	-	-
Salaries & wages	2,604	3,956	5,130	-	-	-
Administration charge	11,165	20,704	179,313	2,561	782	825
Firehall expansion	-	350,000	9,000,000	-	-	-
Land acquisition CF	300,000	300,000	-	-	-	-
Hall Relocation Study Cf	35,000	68,909	-	-	-	-
Hall relocation study	45,000	-	-	-	-	-
Fire department infrastructure CF	448,111	398,111	-	-	-	-
Fire department infrastructure	-	156,889	-	-	-	-
Structure protection trailer	-	-	600,000	75,000	-	-
Firefighting equipment CF	15,000	-	-	-	-	-
Firefighting equipment	-	55,000	40,000	42,000	44,000	46,000
Turnout gear CF	25,000	-	-	-	-	-
Turnout gear	-	35,000	38,000	40,000	43,000	46,000
<b>Total Capital Expenses</b>	<b>\$ 881,880</b>	<b>\$ 1,389,569</b>	<b>\$ 9,863,443</b>	<b>\$ 159,561</b>	<b>\$ 87,782</b>	<b>\$ 92,825</b>



**Regional District Of Okanagan-Similkameen  
2025-2029 Capital Financial Plan  
Fire Protection - Okanagan Falls - 1201**

	2024 Budget	2025 Budget	2026 Budget	2027 Budget	2028 Budget	2029 Budget
<b>Funding</b>						
Transfer from capital reserve	114,207	51,716	51,787	55,122	56,224	57,348
Transfer from operating reserve	1,695	-	-	-	-	-
<b>Total Funding</b>	<u>\$ 115,902</u>	<u>\$ 51,716</u>	<u>\$ 51,787</u>	<u>\$ 55,122</u>	<u>\$ 56,224</u>	<u>\$ 57,348</u>
<b>Expense</b>						
Administration charge	1,695	374	374	398	406	414
Firefighting equipment	74,999	27,467	28,016	29,860	30,457	31,066
Firefighting hoses	9,200	9,338	9,525	10,152	10,355	10,562
Protective equipment	13,008	13,000	12,304	13,049	13,310	13,576
Forest service equipment	2,000	1,537	1,568	1,663	1,696	1,730
Redi-Rack (PPE storage)	15,000	-	-	-	-	-
<b>Total Capital Expenses</b>	<u>\$ 115,902</u>	<u>\$ 51,716</u>	<u>\$ 51,787</u>	<u>\$ 55,122</u>	<u>\$ 56,224</u>	<u>\$ 57,348</u>





**Regional District Of Okanagan-Similkameen  
2025-2029 Capital Financial Plan  
Fire Protection - Coalmont/Tulameen - 1401**

	2024 Budget	2025 Budget	2026 Budget	2027 Budget	2028 Budget	2029 Budget
<b>Funding</b>						
Transfer from capital reserve	49,831	35,234	36,291	37,380	55,852	57,503
Transfer from operating reserve	10,119	15,900	16,377	16,868	-	-
<b>Total Funding</b>	<b>\$ 59,950</b>	<b>\$ 51,134</b>	<b>\$ 52,668</b>	<b>\$ 54,248</b>	<b>\$ 55,852</b>	<b>\$ 57,503</b>
<b>Expense</b>						
Administration charge	605	386	397	409	422	434
Breathing apparatus CF	10,119					
Breathing apparatus	30,830	15,900	16,377	16,868	17,374	17,895
Firefighting equipment	16,232	32,619	33,598	34,606	35,644	36,713
Hoses	2,164	2,229	2,296	2,365	2,412	2,461
<b>Total Capital Expenses</b>	<b>\$ 59,950</b>	<b>\$ 51,134</b>	<b>\$ 52,668</b>	<b>\$ 54,248</b>	<b>\$ 55,852</b>	<b>\$ 57,503</b>



**Regional District Of Okanagan-Similkameen  
2025-2029 Capital Financial Plan  
Fire Protection - Willowbrook - 1501**

	2024 Budget	2025 Budget	2026 Budget	2027 Budget	2028 Budget	2029 Budget
<b>Funding</b>						
Transfer from Community Works Fund (Gas Tax)	641,635	167,000	-	-	-	-
Transfer from Growing Communities Fund	98,111	-	-	-	-	-
Transfer from operating reserve	170,342	2,050	-	-	-	-
<b>Total Funding</b>	<b>\$ 910,088</b>	<b>\$ 169,050</b>	<b>\$ -</b>	<b>\$ -</b>	<b>\$ -</b>	<b>\$ -</b>
<b>Expense</b>						
Administration charge	6,342	2,050	-	-	-	-
Equipment	10,000	17,000	-	-	-	-
<b>Firehall CF</b>	<b>331,960</b>					
Firehall	212,111	150,000	-	-	-	-
Water tender CF	249,675	-	-	-	-	-
Command / duty truck	100,000	-	-	-	-	-
<b>Total Capital Expenses</b>	<b>\$ 910,088</b>	<b>\$ 169,050</b>	<b>\$ -</b>	<b>\$ -</b>	<b>\$ -</b>	<b>\$ -</b>



**Regional District Of Okanagan-Similkameen  
2025-2029 Capital Financial Plan  
Fire Protection - Kaleden - 1601**

	2024 Budget	2025 Budget	2026 Budget	2027 Budget	2028 Budget	2029 Budget
<b>Funding</b>						
Transfer from Community Works Fund (Gas Tax)	-	20,000	20,000	20,000	-	-
Transfer from capital reserve	404,000	434,384	60,615	202,674	-	-
Transfer from Growing Communities Fund	100,000	-	-	-	-	-
Transfer from operating reserve	64,177	-	-	235,000	-	-
<b>Total Funding</b>	<u>\$ 568,177</u>	<u>\$ 454,384</u>	<u>\$ 80,615</u>	<u>\$ 457,674</u>	<u>\$ -</u>	<u>\$ -</u>
<b>Expense</b>						
Administration charge	14,177	384	615	7,674	-	-
Pumper truck CF		404,000				
Pumper truck	404,000	-	-	400,000	-	-
Fire fighting equipment	50,000	-	-	-	-	-
Training ground development	100,000	-	-	-	-	-
Miscellaneous hall upgrades	-	50,000	80,000	50,000	-	-
<b>Total Capital Expenses</b>	<u>\$ 568,177</u>	<u>\$ 454,384</u>	<u>\$ 80,615</u>	<u>\$ 457,674</u>	<u>\$ -</u>	<u>\$ -</u>



**Regional District Of Okanagan-Similkameen  
2025-2029 Capital Financial Plan  
Fire Protection - Naramata - 1701**

	2024 Budget	2025 Budget	2026 Budget	2027 Budget	2028 Budget	2029 Budget
<b>Funding</b>						
Transfer from capital reserve	99,314	256,600	34,513	36,267	37,738	39,218
Transfer from operating reserve	80,137	-	-	-	-	-
Provincial grants	-	40,000	-	-	-	-
<b>Total Funding</b>	<b>\$ 179,451</b>	<b>\$ 296,600</b>	<b>\$ 34,513</b>	<b>\$ 36,267</b>	<b>\$ 37,738</b>	<b>\$ 39,218</b>
<b>Expense</b>						
Administration charge	1,439	2,785	263	277	288	299
Trailer	18,698	-	-	-	-	-
<b>Satellite fire hall construction CF</b>	<b>59,594</b>	<b>46,105</b>	<b>-</b>	<b>-</b>	<b>-</b>	<b>-</b>
Satellite fire hall construction	-	10,000	-	-	-	-
Marina dredging	10,000	-	-	-	-	-
Storage room addition	50,000	-	-	-	-	-
Fire hall roof replacement	-	45,910	-	-	-	-
Training props	-	119,000	-	-	-	-
Firefighting equipment	21,200	21,800	22,250	22,990	23,450	23,919
Hoses	-	-	-	-	-	-
PPE	10,600	11,000	12,000	13,000	14,000	15,000
Vehicle modifications	7,920	-	-	-	-	-
CEPF grant expense	-	40,000	-	-	-	-
<b>Total Capital Expenses</b>	<b>\$ 179,451</b>	<b>\$ 296,600</b>	<b>\$ 34,513</b>	<b>\$ 36,267</b>	<b>\$ 37,738</b>	<b>\$ 39,218</b>



**Regional District Of Okanagan-Similkameen  
2025-2029 Capital Financial Plan  
Fire Protection - Anarchist Mountain - 1801**

	2024 Budget	2025 Budget	2026 Budget	2027 Budget	2028 Budget	2029 Budget
<b>Funding</b>						
Transfer from capital reserves	189,159	153,417	121,640	-	-	-
Transfer from Growing Communities Fund	100,000	100,000	-	-	-	-
Transfer from operating reserve	2,154	-	-	-	-	-
<b>Total Funding</b>	<u>\$ 291,313</u>	<u>\$ 253,417</u>	<u>\$ 121,640</u>	<u>\$ -</u>	<u>\$ -</u>	<u>\$ -</u>
<b>Expense</b>						
Administration charge	2,154	3,417	1,640	-	-	-
Water tender CF	149,159					
Water tender	40,000	-	-	-	-	-
Firehall expansion	100,000	-	-	-	-	-
Fire hall extension	-	250,000	120,000	-	-	-
<b>Total Capital Expenses</b>	<u>\$ 291,313</u>	<u>\$ 253,417</u>	<u>\$ 121,640</u>	<u>\$ -</u>	<u>\$ -</u>	<u>\$ -</u>



**Regional District Of Okanagan-Similkameen  
2025-2029 Capital Financial Plan  
Fire Protection - Apex - 1901**

	2024 Budget	2025 Budget	2026 Budget	2027 Budget	2028 Budget	2029 Budget
<b>Funding</b>						
Transfer from capital reserve	-	13,794	-	-	-	-
Transfer from Community Works Fund (Gas Tax)	25,000	20,000	-	-	-	-
Transfer from Growing Communities Fund	100,000	100,000	-	-	-	-
Transfer from operating reserve	14,752	-	-	-	-	-
Debenture proceeds	2,884,247	332,508	-	-	-	-
<b>Total Funding</b>	<b>\$ 3,023,999</b>	<b>\$ 466,302</b>	<b>\$ -</b>	<b>\$ -</b>	<b>\$ -</b>	<b>\$ -</b>
<b>Expense</b>						
Salaries & wages		12,430	-	-	-	-
Salaries & wages	12,667	1,261	-	-	-	-
Administration charge	2,085	103	-	-	-	-
Fire hall construction CF	2,734,247	432,508	-	-	-	-
Fire hall construction	100,000	20,000	-	-	-	-
Fire truck CF	150,000	-	-	-	-	-
Miscellaneous CF	25,000	-	-	-	-	-
<b>Total Capital Expenses</b>	<b>\$ 3,023,999</b>	<b>\$ 466,302</b>	<b>\$ -</b>	<b>\$ -</b>	<b>\$ -</b>	<b>\$ -</b>



**Regional District Of Okanagan-Similkameen  
2025-2029 Capital Financial Plan  
Building Inspection - 2501**

	2024 Budget	2025 Budget	2026 Budget	2027 Budget	2028 Budget	2029 Budget
<b>Funding</b>						
Transfer from capital reserve	70,000	-	-	-	-	-
<b>Total Funding</b>	<u>\$ 70,000</u>	<u>\$ -</u>	<u>\$ -</u>	<u>\$ -</u>	<u>\$ -</u>	<u>\$ -</u>
<b>Expense</b>						
Administration charge	-	-	-	-	-	-
Avocet software Cf	70,000	-	-	-	-	-
<b>Total Capital Expenses</b>	<u>\$ 70,000</u>	<u>\$ -</u>	<u>\$ -</u>	<u>\$ -</u>	<u>\$ -</u>	<u>\$ -</u>



**Regional District Of Okanagan-Similkameen  
2025-2029 Capital Financial Plan  
Refuse Disposal- Oliver & Area "C" - 3001**

	2024 Budget	2025 Budget	2026 Budget	2027 Budget	2028 Budget	2029 Budget
<b>Funding</b>						
Transfer from capital reserve	1,032,408	480,000	125,000	50,000	500,000	-
Transfer from operating reserve	50,000	31,664	45,680	98,825	43,629	0
Debentures	-	-	-	4,000,000	-	-
<b>Total Funding</b>	<b>\$ 1,082,408</b>	<b>\$ 511,664</b>	<b>\$ 170,680</b>	<b>\$ 4,148,825</b>	<b>\$ 543,629</b>	<b>\$ 0</b>
<b>Expense</b>						
Salaries & wages	-	25,997	27,073	27,928	28,744	29,577
Salaries & wages	-	-	16,563	15,503	10,737	(29,577)
Administration charge	-	5,667	2,044	55,393	4,148	0
Compost facility CF	1,002,408	-	-	-	-	-
Installation of security camera & lighting CF	30,000	30,000	-	-	-	-
Shredder	-	450,000	-	-	-	-
Game fence CF	50,000	-	-	-	-	-
Landfill cell development phase 3	-	-	125,000	4,000,000	-	-
Closure plan phase 2	-	-	-	50,000	500,000	-
<b>Total Capital Expenses</b>	<b>\$ 1,082,408</b>	<b>\$ 511,664</b>	<b>\$ 170,680</b>	<b>\$ 4,148,825</b>	<b>\$ 543,629</b>	<b>\$ 0</b>





**Regional District Of Okanagan-Similkameen  
2025-2029 Capital Financial Plan  
Refuse Disposal - Keremeos Areas "B" & "G" - 3401**

	2024 Budget	2025 Budget	2026 Budget	2027 Budget	2028 Budget	2029 Budget
<b>Funding</b>						
Transfer from capital reserve	65,000	25,000	72,697	-	-	-
Transfer from Community Works Fund (Gas Tax)	25,650	8,826	-	-	-	-
Transfer from operating reserve	373	20,758	80,335	15,311	16,906	(0)
Debenture	-	-	550,000	50,000	200,000	-
Recoverable - user fees	19,350	19,350	-	-	-	-
<b>Total Funding</b>	<b>\$ 110,373</b>	<b>\$ 73,934</b>	<b>\$ 703,032</b>	<b>\$ 65,311</b>	<b>\$ 216,906</b>	<b>\$ (0)</b>
<b>Expense</b>						
Salaries & wages	-	20,600	21,452	22,133	22,788	23,458
Salaries & wages	-	-	474	(7,320)	(7,537)	(23,458)
Administration charge	373	158	6,106	498	1,655	(0)
Installation of security camera & fencing CF	25,000	25,000	-	-	-	-
Closure plan CF	45,000	28,176	-	-	-	-
Closure plan	-	-	550,000	-	-	-
Environmental monitoring well	40,000	-	-	-	-	-
Replacement of scale house	-	-	125,000	-	-	-
Site layout, design & construction	-	-	-	50,000	200,000	-
<b>Total Capital Expenses</b>	<b>\$ 110,373</b>	<b>\$ 73,934</b>	<b>\$ 703,032</b>	<b>\$ 65,311</b>	<b>\$ 216,906</b>	<b>\$ (0)</b>



**Regional District Of Okanagan-Similkameen  
2025-2029 Capital Financial Plan  
Refuse Disposal - Penticton / D3 - 3501**

	2024 Budget	2025 Budget	2026 Budget	2027 Budget	2028 Budget	2029 Budget
<b>Funding</b>						
Transfer from capital reserve	500,000	335,000	800,000	1,300,000	320,000	1,637,500
Transfer from closure reserve	329,300	254,802	240,000	-	-	25,000
Transfer from operating reserve	16,761	138,956	154,112	165,516	156,158	180,490
Transfer from OKFL capital / closure reserve	42,000	652,000	500,000	300,000	-	-
Debt proceeds	-	9,235,620	-	-	-	-
Provincial grants	1,132,105	-	-	-	-	-
Grants	-	10,388,197	-	-	-	-
<b>Total Funding</b>	<b>\$ 2,020,166</b>	<b>\$ 21,004,575</b>	<b>\$ 1,694,112</b>	<b>\$ 1,765,516</b>	<b>\$ 476,158</b>	<b>\$ 1,842,990</b>
<b>Expense</b>						
Salaries & wages	5,950	132,752	138,213	142,611	146,843	151,158
Salaries & wages	5,951	-	(5,081)	14,121	2,934	4,627
Administration charge	10,810	16,204	20,980	8,784	6,381	24,705
CML entrance upgrades & scales CF	90,000	-	300,000	1,200,000	-	-
Organics composting facility CF	1,132,105	623,817	-	-	-	-
Organics composting facility contingent	-	19,000,000	-	-	-	-
CMLF leachate management CF	150,000	150,000	-	-	-	-
CMLF leachate management	-	-	200,000	-	-	-
CMLF bio cover CF	79,300	39,300	-	-	-	-
CMLF bio cover	-	150,000	500,000	100,000	100,000	100,000
CMLF master Plan & design CF	70,000	25,502	-	-	-	-
CMLF master Plan & design	30,000	40,000	40,000	-	-	25,000
HHW improvements CF	50,000	40,000	-	-	-	-
Security improvements - CMLF CF	10,000	10,000	-	-	-	-
Security improvements - CMLF	-	15,000	-	-	-	-
Security improvements - OKFL CF	12,000	12,000	-	-	-	-
Security improvements - OKFL	12,000	10,000	-	-	-	-
CMLF financial plan from DCOP - cell design & Geotech	-	-	-	-	220,000	1,537,500
OKFL drainage CF	30,000	15,000	-	-	-	-
Cell development north ravine	200,000	-	-	-	-	-
Cell development liner design - north west	150,000	-	-	-	-	-
OKFL phase 2 expansion, phase 1 closure	-	100,000	-	-	-	-
OKFL phase 2 expansion installation, phase 1 closure	-	500,000	500,000	300,000	-	-
OKFL scale refresh	-	15,000	-	-	-	-
CMLF SCADA for leachate management system	-	110,000	-	-	-	-
<b>Total Capital Expenses</b>	<b>\$ 2,020,166</b>	<b>\$ 21,004,575</b>	<b>\$ 1,694,112</b>	<b>\$ 1,765,516</b>	<b>\$ 476,158</b>	<b>\$ 1,842,990</b>



**Regional District Of Okanagan-Similkameen  
2025-2029 Capital Financial Plan  
Recycling / Garbage Area 'A' - 3521**

	2024 Budget	2025 Budget	2026 Budget	2027 Budget	2028 Budget	2029 Budget
<b>Funding</b>						
Transfer from capital reserve	-	99,650	-	-	-	-
Provincial grants	-	126,534	-	-	-	-
<b>Total Funding</b>	<b>\$ -</b>	<b>\$ 226,184</b>	<b>\$ -</b>	<b>\$ -</b>	<b>\$ -</b>	<b>\$ -</b>
<b>Expense</b>						
Administration charge	-	5,032	-	-	-	-
Curbside bins	-	221,152	-	-	-	-
<b>Total Capital Expenses</b>	<b>\$ -</b>	<b>\$ 226,184</b>	<b>\$ -</b>	<b>\$ -</b>	<b>\$ -</b>	<b>\$ -</b>



**Regional District Of Okanagan-Similkameen  
2025-2029 Capital Financial Plan  
Recycling / Garbage - Area 'B' - 3531**

	2024 Budget	2025 Budget	2026 Budget	2027 Budget	2028 Budget	2029 Budget
<b>Funding</b>						
Transfer from Community Works Fund (Gas Tax)	-	104,007	-	-	-	-
Transfer from capital reserve	-	1,779	-	-	-	-
<b>Total Funding</b>	<b>\$ -</b>	<b>\$ 105,786</b>	<b>\$ -</b>	<b>\$ -</b>	<b>\$ -</b>	<b>\$ -</b>
<b>Expense</b>						
Administration charge	-	1,779	-	-	-	-
Curbside bins	-	104,007	-	-	-	-
<b>Total Capital Expenses</b>	<b>\$ -</b>	<b>\$ 105,786</b>	<b>\$ -</b>	<b>\$ -</b>	<b>\$ -</b>	<b>\$ -</b>



**Regional District Of Okanagan-Similkameen  
2025-2029 Capital Financial Plan  
Recycling / Garbage - Area 'C' - 3541**

	2024 Budget	2025 Budget	2026 Budget	2027 Budget	2028 Budget	2029 Budget
<b>Funding</b>						
Transfer from Community Works Fund (Gas Tax)	-	122,197	-	-	-	-
Transfer from capital reserve	-	16,862	-	-	-	-
Provincial grants	-	177,924	-	-	-	-
<b>Total Funding</b>	<b>\$ -</b>	<b>\$ 316,983</b>	<b>\$ -</b>	<b>\$ -</b>	<b>\$ -</b>	<b>\$ -</b>
<b>Expense</b>						
Administration charge	-	7,071	-	-	-	-
Curbside bins	-	309,912	-	-	-	-
<b>Total Capital Expenses</b>	<b>\$ -</b>	<b>\$ 316,983</b>	<b>\$ -</b>	<b>\$ -</b>	<b>\$ -</b>	<b>\$ -</b>



**Regional District Of Okanagan-Similkameen  
2025-2029 Capital Financial Plan  
Recycling / Garbage - Areas 'D'/'E'/'F'/'I' - 3551**

	2024 Budget	2025 Budget	2026 Budget	2027 Budget	2028 Budget	2029 Budget
<b>Funding</b>						
Transfer from Community Works Fund (Gas Tax)	-	99,652	-	-	-	-
Transfer from capital reserve	-	53,678	-	-	-	-
Debenture proceeds	-	507,814	-	-	-	-
<b>Total Funding</b>	<u>\$ -</u>	<u>\$ 661,144</u>	<u>\$ -</u>	<u>\$ -</u>	<u>\$ -</u>	<u>\$ -</u>
<b>Expense</b>						
Administration charge	-	19,177	-	-	-	-
Curbside bins	-	641,967	-	-	-	-
<b>Total Capital Expenses</b>	<u>\$ -</u>	<u>\$ 661,144</u>	<u>\$ -</u>	<u>\$ -</u>	<u>\$ -</u>	<u>\$ -</u>



**Regional District Of Okanagan-Similkameen  
2025-2029 Capital Financial Plan  
Recycling / Garbage - Ok Falls 3571**

	2024 Budget	2025 Budget	2026 Budget	2027 Budget	2028 Budget	2029 Budget
<b>Funding</b>						
Transfer from Community Works Fund (Gas Tax)	-	81,626	-	-	-	-
Transfer from capital reserve	-	77,922	-	-	-	-
Debenture proceeds	-	254,639	-	-	-	-
<b>Total Funding</b>	<b>\$ -</b>	<b>\$ 414,187</b>	<b>\$ -</b>	<b>\$ -</b>	<b>\$ -</b>	<b>\$ -</b>
<b>Expense</b>						
Administration charge	-	9,022	-	-	-	-
Curbside bins	-	405,165	-	-	-	-
<b>Total Capital Expenses</b>	<b>\$ -</b>	<b>\$ 414,187</b>	<b>\$ -</b>	<b>\$ -</b>	<b>\$ -</b>	<b>\$ -</b>



**Regional District Of Okanagan-Similkameen  
2025-2029 Capital Financial Plan  
Recycling / Garbage - Area 'G' - 3581**

	2024 Budget	2025 Budget	2026 Budget	2027 Budget	2028 Budget	2029 Budget
<b>Funding</b>						
Transfer from Community Works Fund (Gas Tax)	-	260,225	-	-	-	-
Transfer from capital reserve	-	5,907	-	-	-	-
<b>Total Funding</b>	\$ -	\$ 266,132	\$ -	\$ -	\$ -	\$ -
<b>Expense</b>						
Administration charge	-	5,907	-	-	-	-
Curbside bins	-	260,225	-	-	-	-
<b>Total Capital Expenses</b>	\$ -	\$ 266,132	\$ -	\$ -	\$ -	\$ -





**Regional District Of Okanagan-Similkameen  
2025-2029 Capital Financial Plan  
Recycling / Garbage - Keremeos - 3591**

	2024 Budget	2025 Budget	2026 Budget	2027 Budget	2028 Budget	2029 Budget
<b>Funding</b>						
Transfer from capital reserve	-	52,782	-	-	-	-
Debenture proceeds	-	118,895	-	-	-	-
<b>Total Funding</b>	<b>\$ -</b>	<b>\$ 171,677</b>	<b>\$ -</b>	<b>\$ -</b>	<b>\$ -</b>	<b>\$ -</b>
<b>Expense</b>						
Administration charge	-	2,782	-	-	-	-
Curbside bins	-	168,895	-	-	-	-
<b>Total Capital Expenses</b>	<b>\$ -</b>	<b>\$ 171,677</b>	<b>\$ -</b>	<b>\$ -</b>	<b>\$ -</b>	<b>\$ -</b>



**Regional District Of Okanagan-Similkameen  
2025-2029 Capital Financial Plan  
Sewage Disposal - Ok Falls - 3801**

	2024 Budget	2025 Budget	2026 Budget	2027 Budget	2028 Budget	2029 Budget
<b>Funding</b>						
Transfer from DCC reserve	-	284,737	-	-	-	-
Transfer from capital reserve	310,000	15,000	30,000	130,000	50,000	300,000
Transfer from Community Works Fund (Gas Tax)	352,606	250,000	-	-	-	-
Transfer from Growing Communities Fund	498,111	495,479	-	-	-	-
Transfer from operating reserve	34,893	44,900	31,379	23,012	27,970	41,230
<b>Total Funding</b>	<b>\$ 1,195,610</b>	<b>\$ 1,090,116</b>	<b>\$ 61,379</b>	<b>\$ 153,012</b>	<b>\$ 77,970</b>	<b>\$ 341,230</b>
<b>Expense</b>						
Salaries & wages	-	20,084	20,911	21,590	22,248	22,863
Salaries & wages	8,327	-	-	-	-	-
Administration charge	26,566	9,816	468	1,422	722	3,367
Lift station #3 upgrades CF	23,112	-	-	-	-	-
SCADA upgrade	-	15,000	10,000	-	5,000	15,000
Master sewer plan CF	79,494	-	-	-	-	-
Lift station #3 generator CF	-	250,000	-	-	-	-
Lift station #3 generator	250,000	-	-	-	-	-
Collection upgrades	-	-	-	100,000	50,000	300,000
UV system upgrade CF	-	188,403	-	-	-	-
UV System Upgrade	210,000	-	-	-	-	-
Spare equipment - macerators, mixers, pumps and probes	-	70,000	-	-	-	-
Electric valve actuator upgrades CF	100,000	26,334	-	-	-	-
Manhole level sensors	-	15,000	30,000	30,000	-	-
Priority sewer upgrades CF	498,111	495,479	-	-	-	-
<b>Total Capital Expenses</b>	<b>\$ 1,195,610</b>	<b>\$ 1,090,116</b>	<b>\$ 61,379</b>	<b>\$ 153,012</b>	<b>\$ 77,970</b>	<b>\$ 341,230</b>



**Regional District Of Okanagan-Similkameen  
2025-2029 Capital Financial Plan  
Camp Ground - Loose Bay - 3906**

	2024 Budget	2025 Budget	2026 Budget	2027 Budget	2028 Budget	2029 Budget
<b>Funding</b>						
Provincial grants	181,913	54,913	-	-	-	-
<b>Total Funding</b>	<u>\$ 181,913</u>	<u>\$ 54,913</u>	<u>\$ -</u>	<u>\$ -</u>	<u>\$ -</u>	<u>\$ -</u>
<b>Expense</b>						
Site improvements CF	181,913	54,913	-	-	-	-
<b>Total Capital Expenses</b>	<u>\$ 181,913</u>	<u>\$ 54,913</u>	<u>\$ -</u>	<u>\$ -</u>	<u>\$ -</u>	<u>\$ -</u>



**Regional District Of Okanagan-Similkameen  
2025-2029 Capital Financial Plan  
Water System - Okanagan Falls - 3916**

	2024 Budget	2025 Budget	2026 Budget	2027 Budget	2028 Budget	2029 Budget
<b>Funding</b>						
Transfer from Community Works Fund (Gas Tax)	150,000	-	-	-	-	-
Transfer from capital reserve	752,355	911,111	85,000	308,526	-	-
Transfer from operating reserve	9,489	135,092	89,160	110,952	87,465	(0)
Transfer From CEC reserve	100,000	430,951	50,000	-	-	-
Debt proceeds	500,000	1,075,000	664,367	500,000	500,000	-
Provincial grants	240,000	840,000	700,748	1,540,748	-	-
<b>Total Funding</b>	<b>\$ 1,751,844</b>	<b>\$ 3,392,154</b>	<b>\$ 1,589,275</b>	<b>\$ 2,460,226</b>	<b>\$ 587,465</b>	<b>\$ (0)</b>
<b>Expense</b>						
Salaries & wages		60,917	63,393	65,447	67,452	69,218
Salaries & wages	5,161	-	3,309	15,553	15,320	(69,218)
Administration charge	19,328	26,175	22,458	29,952	4,693	(0)
Watermain & valve upgrade CF	486,000	1,061,000				
Watermain & valve upgrade		150,000	865,115	1,849,274	-	-
Operational & safety upgrades CF	500,000	425,000	-	-	-	-
Upper zone expansion	-	700,000	260,000	-	-	-
Priority water main upgrades CF		469,062				
Priority water main upgrades		300,000	-	-	-	-
SCADA CF	11,244	15,000				
SCADA	15,000	15,000	-	-	-	-
Pumphouse & communications upgrades CF		52,000				
Pumphouse & communications upgrades	67,000	-	-	-	-	-
Generator pumphouse #5	-	-	125,000	-	-	-
Watermain master plan	-	50,000	250,000	500,000	500,000	-
OKFL water office relocation	150,000	-	-	-	-	-
Master plan update	-	50,000	-	-	-	-
Reservoir assessment	-	18,000	-	-	-	-
<b>Total Capital Expenses</b>	<b>\$ 1,751,844</b>	<b>\$ 3,392,154</b>	<b>\$ 1,589,275</b>	<b>\$ 2,460,226</b>	<b>\$ 587,465</b>	<b>\$ (0)</b>



**Regional District Of Okanagan-Similkameen  
2025-2029 Capital Financial Plan  
Water System - Faulder - 3921**

	2024 Budget	2025 Budget	2026 Budget	2027 Budget	2028 Budget	2029 Budget
<b>Funding</b>						
Transfer from Community Works Fund (Gas Tax)	127,969	100,000	320,000	100,000	-	-
Transfer from operating reserve	53	12,156	35,304	7,268	5,581	29,861
Debenture proceeds	-	-	-	100,000	100,000	-
<b>Total Funding</b>	<b>\$ 128,022</b>	<b>\$ 112,156</b>	<b>\$ 355,304</b>	<b>\$ 207,268</b>	<b>\$ 105,581</b>	<b>\$ 29,861</b>
<b>Expense</b>						
Salaries & wages	-	4,086	4,255	4,395	4,530	4,642
Salaries & wages	5,641	-	-	-	-	-
Administration charge	53	70	6,049	2,873	1,051	219
Water system upgrade CF	37,328	-	-	-	-	-
Valve replacements CF	25,000	-	-	-	-	-
Consultant - safe operating procedures for uranium procedures CF	60,000	-	-	-	-	-
Universal metering project	-	-	320,000	100,000	-	-
System upgrades	-	-	-	100,000	100,000	-
Media replacement	-	-	25,000	-	-	25,000
Aquifer monitoring	-	100,000	-	-	-	-
Reservoir condition assessment	-	8,000	-	-	-	-
<b>Total Capital Expenses</b>	<b>\$ 122,381</b>	<b>\$ 112,156</b>	<b>\$ 355,304</b>	<b>\$ 207,268</b>	<b>\$ 105,581</b>	<b>\$ 29,861</b>



**Regional District Of Okanagan-Similkameen  
2025-2029 Capital Financial Plan  
Water System - Willowbrook - 3931**

	2024 Budget	2025 Budget	2026 Budget	2027 Budget	2028 Budget	2029 Budget
<b>Funding</b>						
Transfer from Community Works Fund (Gas Tax)	308,648	101,212	50,000	180,000	400,000	30,000
Transfer from operating reserve	67,832	4,470	5,260	7,195	11,954	5,551
Provincial grants	-	10,000	-	100,000	2,400,000	-
<b>Total Funding</b>	<b>\$ 376,480</b>	<b>\$ 115,682</b>	<b>\$ 55,260</b>	<b>\$ 287,195</b>	<b>\$ 2,811,954</b>	<b>\$ 35,551</b>
<b>Expense</b>						
Salaries & wages	-	4,656	4,848	5,005	5,161	5,290
Administration charge	832	329	412	2,190	6,793	261
Well head protection plan, design of reservoir & watermain upgrades	58,648	22,697	-	-	-	-
Reservoir design & construction contingent	-	-	-	100,000	2,400,000	-
Watermain replacement (north portion) CF	250,000	-	-	-	-	-
Watermain upgrades (south portion)	-	-	-	-	350,000	-
Water master plan CF	-	50,000	-	-	-	-
Water master plan	50,000	10,000	-	-	-	-
Generator installation & pumphouse upgrades	-	-	-	130,000	-	-
Curb stop replacement & meter install program	17,000	20,000	50,000	50,000	50,000	30,000
Reservoir condition assessment	-	8,000	-	-	-	-
<b>Total Capital Expenses</b>	<b>\$ 376,480</b>	<b>\$ 115,682</b>	<b>\$ 55,260</b>	<b>\$ 287,195</b>	<b>\$ 2,811,954</b>	<b>\$ 35,551</b>



**Regional District Of Okanagan-Similkameen  
2025-2029 Capital Financial Plan  
Water System - Naramata - 3941**

	2024 Budget	2025 Budget	2026 Budget	2027 Budget	2028 Budget	2029 Budget
<b>Funding</b>						
Transfer from capital reserve	379,116	211,108	130,000	100,000	114,593	200,000
Transfer from dualling reserve	515,000	734,965	330,000	-	14,593	-
Transfer from emergency works reserve	-	200,000	-	-	-	-
Transfer from Growing Communities Fund	125,000	50,000	-	-	-	-
Transfer from DCC reserve	100,000	149,779	-	-	50,000	-
Transfer from operating reserve	274,773	274,195	219,920	145,749	163,423	214,947
Debt proceeds	-	-	850,000	1,000,000	600,000	100,000
Provincial grants	-	10,000	-	100,000	1,850,000	-
<b>Total Funding</b>	<b>\$ 1,393,889</b>	<b>\$ 1,630,047</b>	<b>\$ 1,529,920</b>	<b>\$ 1,345,749</b>	<b>\$ 2,792,609</b>	<b>\$ 514,947</b>
<b>Expense</b>						
Salaries & wages	-	45,391	47,228	48,766	50,263	51,515
Salaries & wages	4,106	-	(1,539)	(1,593)	-	7,752
Administration charge	17,925	18,011	25,721	23,296	25,285	4,328
Updates to master plan & model analysis CF	22,358	87,894	-	-	-	-
Updates to master plan & model analysis	75,500	10,000	6,000	6,500	7,000	40,000
General unexpected capital as required CF	15,000	22,983	-	-	-	-
General unexpected capital as required	10,000	-	15,500	15,750	16,000	16,250
Upgrade water main design CF	14,005	27,884	-	-	-	-
Upgrade water main design	15,000	-	26,000	26,500	27,000	27,500
Upgrade water main	-	-	100,000	250,000	1,400,000	100,000
SCADA master plan phase II CF	74,830	2,230	-	-	-	-
SCADA master plan phase II	25,000	25,500	26,010	26,530	27,061	27,602
Filtration deferral application CF	113,165	90,217	30,000	-	-	-
Dam - repair & upgrades CF	35,000	319,965	-	-	-	-
Dam - repair & upgrades CF	350,000	310,000	750,000	750,000	-	-
PRV replacement (near 550 Boothe Rd) CF	200,000	-	-	-	-	-
Juniper reservoir construction	-	-	20,000	100,000	1,050,000	-
PRV station upgrades	-	175,000	225,000	-	-	-
Pump & motor upgrades CF	100,000	99,779	-	-	-	-
Pump & motor upgrades	-	50,000	-	-	50,000	-
Raw water pumpstation - pump rebuild CF	-	110,000	-	-	-	-
Raw water pumpstation - pump rebuild	110,000	-	-	-	40,000	40,000
Office & yard relocation	75,000	-	-	-	-	-
Pump efficiency study	25,000	-	-	-	-	-
Pump control valve replacement multi site CF	-	23,193	-	-	-	-
Pump control valve replacement multi site	80,000	70,000	50,000	-	-	-
Raw water pumpstation - design & construction CF	-	20,000	-	-	-	-
Raw water pumpstation - design & construction	20,000	-	85,000	-	-	-
Raw watermain flow meter	12,000	-	-	-	-	-
Universal metering implementation	-	50,000	100,000	100,000	100,000	200,000
Raw watermain condition assessment	-	40,000	-	-	-	-
Reservoir condition assessment	-	32,000	-	-	-	-
Creek intake assessments	-	-	25,000	-	-	-
<b>Total Capital Expenses</b>	<b>\$ 1,393,889</b>	<b>\$ 1,630,047</b>	<b>\$ 1,529,920</b>	<b>\$ 1,345,749</b>	<b>\$ 2,792,609</b>	<b>\$ 514,947</b>



**Regional District Of Okanagan-Similkameen  
2025-2029 Capital Financial Plan  
Water System - Olalla - 3961**

	2024 Budget	2025 Budget	2026 Budget	2027 Budget	2028 Budget	2029 Budget
<b>Funding</b>						
Transfer from capital reserve	15,000	22,320	110,000	125,000	100,000	160,000
Transfer from Community Works Fund (Gas Tax)	96,150	126,150	-	-	300,000	-
Transfer from Growing Communities Fund	100,000	200,000	-	-	-	-
Transfer from operating reserve	62,899	61,520	33,709	8,112	66,291	6,922
Provincial grants	-	-	-	260,000	1,000,000	-
<b>Total Funding</b>	<b>\$ 274,049</b>	<b>\$ 409,990</b>	<b>\$ 143,709</b>	<b>\$ 393,112</b>	<b>\$ 1,466,291</b>	<b>\$ 166,922</b>
<b>Expense</b>						
Salaries & wages	-	7,320	7,627	7,874	8,113	8,360
Salaries & wages	-	-	-	-	(2,623)	(2,701)
Administration charge	2,899	1,520	1,082	238	801	1,263
Water main upgrade construction contingent	-	-	-	360,000	1,360,000	-
Critical updates / service values CF	76,150	76,150	-	-	-	-
SCADA upgrade CF	15,000	15,000	-	-	-	-
SCADA upgrade	-	-	10,000	-	-	10,000
Universal metering implementation	-	-	-	25,000	100,000	150,000
Reservoir repairs & equipment CF	-	120,000	-	-	-	-
Reservoir repairs & equipment	20,000	80,000	-	-	-	-
Well rehabilitation & pump replacement - CF	60,000	60,000	-	-	-	-
Upgrades CF	100,000	-	-	-	-	-
Decommission old well	-	-	25,000	-	-	-
Ground water protection plan	-	50,000	100,000	-	-	-
<b>Total Capital Expenses</b>	<b>\$ 274,049</b>	<b>\$ 409,990</b>	<b>\$ 143,709</b>	<b>\$ 393,112</b>	<b>\$ 1,466,291</b>	<b>\$ 166,922</b>





**Regional District Of Okanagan-Similkameen  
2025-2029 Capital Financial Plan  
Water System - West Bench - 3971**

	2024 Budget	2025 Budget	2026 Budget	2027 Budget	2028 Budget	2029 Budget
<b>Funding</b>						
Transfer from capital reserve	37,500	147,500	5,000	5,000	5,000	5,000
Transfer from operating reserve	111,988	83,655	7,054	7,290	7,527	7,660
Provincial grants	-	10,000	-	-	-	-
<b>Total Funding</b>	<b>\$ 149,488</b>	<b>\$ 241,155</b>	<b>\$ 12,054</b>	<b>\$ 12,290</b>	<b>\$ 12,527</b>	<b>\$ 12,660</b>
<b>Expense</b>						
Salaries & wages		6,724	6,985	7,220	7,455	7,587
Administration charge	1,988	931	69	70	72	73
SCADA system upgrade CF	7,500	7,500				
SCADA system upgrade		-	5,000	5,000	5,000	5,000
Water system modeling & master plan CF		60,000				
Water system modeling & master plan	60,000	50,000	-	-	-	-
Reservoir recirculation upgrades CF	50,000	50,000	-	-	-	-
Pumphouse air cooling	30,000	-	-	-	-	-
Reservoir condition assessment	-	16,000	-	-	-	-
Metering pilot with collector system	-	50,000	-	-	-	-
<b>Total Capital Expenses</b>	<b>\$ 149,488</b>	<b>\$ 241,155</b>	<b>\$ 12,054</b>	<b>\$ 12,290</b>	<b>\$ 12,527</b>	<b>\$ 12,660</b>



**Regional District Of Okanagan-Similkameen  
2025-2029 Capital Financial Plan  
Water System - Sun Valley - 3981**

	2024 Budget	2025 Budget	2026 Budget	2027 Budget	2028 Budget	2029 Budget
<b>Funding</b>						
Transfer from operating reserve	50,621	80,900	22,959	23,054	23,148	23,189
Provincial grants	-	-	-	200,000	340,000	-
<b>Total Funding</b>	<b>\$ 50,621</b>	<b>\$ 80,900</b>	<b>\$ 22,959</b>	<b>\$ 223,054</b>	<b>\$ 363,148</b>	<b>\$ 23,189</b>
<b>Expense</b>						
Salaries & wages	-	2,685	2,789	2,884	2,977	3,018
Administration charge	621	215	170	170	171	171
Backup generator contingent	-	-	-	200,000	340,000	-
Universal metering program	-	20,000	20,000	20,000	20,000	20,000
Mainline valve replacement CF	-	50,000	-	-	-	-
Mainline valve replacement	50,000	-	-	-	-	-
Reservoir condition assessment	-	8,000	-	-	-	-
<b>Total Capital Expenses</b>	<b>\$ 50,621</b>	<b>\$ 80,900</b>	<b>\$ 22,959</b>	<b>\$ 223,054</b>	<b>\$ 363,148</b>	<b>\$ 23,189</b>



**Regional District Of Okanagan-Similkameen  
2025-2029 Capital Financial Plan  
Water System - Missezula Lake - 3991**

	2024 Budget	2025 Budget	2026 Budget	2027 Budget	2028 Budget	2029 Budget
<b>Funding</b>						
Transfer from operating reserve	99,511	37,926	-	51,269	228,239	124,946
Debenture proceeds	497,905	617,915	-	-	-	250,000
Provincial grants	1,423,626	1,497,187	-	-	-	-
<b>Total Funding</b>	<b>\$ 2,021,042</b>	<b>\$ 2,153,028</b>	<b>\$ -</b>	<b>\$ 51,269</b>	<b>\$ 228,239</b>	<b>\$ 374,946</b>
<b>Expense</b>						
Salaries & wages	-	21,926	22,834	23,571	24,284	24,961
Salaries & wages	5,954	-	(22,834)	(2,684)	(3,031)	(3,130)
Administration charge	88,557	6,001	-	382	1,986	3,115
Water treatment & intake upgrades CF	231,272	1,775,101	-	-	-	-
Water treatment & intake upgrades CF	1,690,259	300,000	-	-	-	-
SCADA CF	5,000	-	-	-	-	-
SCADA	-	-	-	5,000	5,000	-
Watermain upgrade design & construction	-	-	-	25,000	100,000	250,000
Curb stop replacement & universal metering	-	-	-	-	100,000	100,000
Leak detection	-	10,000	-	-	-	-
Raw water sample line install reservoir assessment	-	40,000	-	-	-	-
<b>Total Capital Expenses</b>	<b>\$ 2,021,042</b>	<b>\$ 2,153,028</b>	<b>\$ -</b>	<b>\$ 51,269</b>	<b>\$ 228,239</b>	<b>\$ 374,946</b>



**Regional District Of Okanagan-Similkameen  
2025-2029 Capital Financial Plan  
Shinish Creek Diversion - 4001**

	2024 Budget	2025 Budget	2026 Budget	2027 Budget	2028 Budget	2029 Budget
<b>Funding</b>						
Transfer from Growing Communities Fund	-	479,901	-	-	-	-
Transfer from operating reserve	-	28,230	11,550	11,897	12,254	12,621
Debenture proceeds	-	700,000	-	-	-	-
<b>Total Funding</b>	<b>\$ -</b>	<b>\$ 1,208,131</b>	<b>\$ 11,550</b>	<b>\$ 11,897</b>	<b>\$ 12,254</b>	<b>\$ 12,621</b>
<b>Expense</b>						
Salaries & wages	-	28,230	11,484	11,829	12,183	12,549
Administration charge	-	-	66	68	70	72
Capital expenditure -	-	-	-	-	-	-
Chain Lake dam - upgrade construction CF	-	829,901	-	-	-	-
Chain Lake dam - upgrade construction	-	350,000	-	-	-	-
<b>Total Capital Expenses</b>	<b>\$ -</b>	<b>\$ 1,208,131</b>	<b>\$ 11,550</b>	<b>\$ 11,897</b>	<b>\$ 12,254</b>	<b>\$ 12,621</b>



**Regional District Of Okanagan-Similkameen  
2025-2029 Capital Financial Plan  
Solid Waste Management - 4301**

	2024 Budget	2025 Budget	2026 Budget	2027 Budget	2028 Budget	2029 Budget
<b>Funding</b>						
Transfer from operating reserve	-	301,823	20,365	-	-	-
<b>Total Funding</b>	<u>\$ -</u>	<u>\$ 301,823</u>	<u>\$ 20,365</u>	<u>\$ -</u>	<u>\$ -</u>	<u>\$ -</u>
<b>Expense</b>						
Administration charge	-	1,823	365	-	-	-
Solid waste management plan CF	-	200,000	-	-	-	-
Solid waste management plan	-	100,000	20,000	-	-	-
<b>Total Capital Expenses</b>	<u>\$ -</u>	<u>\$ 301,823</u>	<u>\$ 20,365</u>	<u>\$ -</u>	<u>\$ -</u>	<u>\$ -</u>



**Regional District Of Okanagan-Similkameen  
2025-2029 Capital Financial Plan  
Arena - Osoyoos / "A" - 7051**

	2024 Budget	2025 Budget	2026 Budget	2027 Budget	2028 Budget	2029 Budget
<b>Funding</b>						
Recoveries - Osoyoos	-	372,860	-	200,000	-	-
Transfer from capital reserve	-	12,515	915	3,341	-	-
Transfer from Community Works Fund (Gas Tax)	-	142,140	-	-	-	-
Transfer from Growing Communities Fund	200,000	200,000	-	-	-	-
Transfer from operating reserve	4,418	-	25,000	25,000	-	-
Provincial grants	-	-	40,000	-	-	-
<b>Total Funding</b>	<b>\$ 204,418</b>	<b>\$ 727,515</b>	<b>\$ 65,915</b>	<b>\$ 228,341</b>	<b>\$ -</b>	<b>\$ -</b>
<b>Expense</b>						
Administration charge	4,418	12,515	915	3,341	-	-
<b>Arena roof &amp; building upgrades CF</b>	<b>200,000</b>	<b>200,000</b>	<b>-</b>	<b>-</b>	<b>-</b>	<b>-</b>
Arena upgrades	200,000	515,000	25,000	25,000	-	-
Capital expenditure -	-	-	-	200,000	-	-
Equipment	-	-	40,000	-	-	-
<b>Total Capital Expenses</b>	<b>\$ 204,418</b>	<b>\$ 727,515</b>	<b>\$ 65,915</b>	<b>\$ 228,341</b>	<b>\$ -</b>	<b>\$ -</b>



**Regional District Of Okanagan-Similkameen  
2025-2029 Capital Financial Plan  
Arena - Oliver / "C" - 7101**

	2024 Budget	2025 Budget	2026 Budget	2027 Budget	2028 Budget	2029 Budget
<b>Funding</b>						
Transfer from capital reserve	1,874,880	-	242,447	-	-	-
Debenture proceeds	400,000	-	-	-	-	-
Transfer from operating reserve	81,964	-	-	-	-	-
Provincial grants	2,306,485	-	800,000	-	-	-
<b>Total Funding</b>	<u>\$ 4,663,329</u>	<u>\$ -</u>	<u>\$ 1,042,447</u>	<u>\$ -</u>	<u>\$ -</u>	<u>\$ -</u>
<b>Expense</b>						
Administration charge	81,964	-	22,447	-	-	-
<b>Arena rehabilitation project CF</b>	<b>3,015,964</b>	-	-	-	-	-
Arena rehabilitation project	1,565,401	-	-	-	-	-
Exterior cladding replacement	-	-	220,000	-	-	-
Bleacher replacement	-	-	800,000	-	-	-
<b>Total Capital Expenses</b>	<u>\$ 4,663,329</u>	<u>\$ -</u>	<u>\$ 1,042,447</u>	<u>\$ -</u>	<u>\$ -</u>	<u>\$ -</u>



**Regional District Of Okanagan-Similkameen  
2025-2029 Capital Financial Plan  
Recreation Facility - Keremeos / Areas "B"&"G" - 7201**

	2024 Budget	2025 Budget	2026 Budget	2027 Budget	2028 Budget	2029 Budget
<b>Funding</b>						
Transfer from capital reserve	188,000	-	158,364	84,398	116,526	-
Transfer from Community Works Fund (Gas Tax)	125,000	-	-	-	-	-
Transfer from Growing Communities Fund	448,112	448,112	-	-	-	-
Transfer from operating reserve	54,011	3,512	308	52	70	(0)
Debenture proceeds	-	-	180,000	-	-	-
Provincial grants	-	1,134,700	60,000	-	-	-
<b>Total Funding</b>	<b>\$ 815,123</b>	<b>\$ 1,586,324</b>	<b>\$ 398,672</b>	<b>\$ 84,450</b>	<b>\$ 116,596</b>	<b>\$ (0)</b>
<b>Expense</b>						
Salaries & wages	-	49,433	51,563	53,237	54,840	56,487
Salaries & wages	38,399	-	10,265	10,569	10,886	(56,487)
Administration charge	15,612	43,771	3,844	644	871	(0)
Outdoor rink replacement CF	20,000	-	-	-	-	-
Outdoor rink replacement	-	-	180,000	-	-	-
Entrance development	-	30,000	-	-	-	-
Exterior Landscaping CF	140,000	-	-	-	-	-
Exterior Landscaping	75,000	60,000	83,000	-	-	-
Change room showers replacement CF	10,000	-	-	-	-	-
Heating units	-	25,000	-	-	-	-
Compressor rebuild & fan installation contingent	-	-	60,000	-	-	-
Highway Signage	-	-	-	20,000	-	-
Auto belay system	10,000	-	10,000	-	-	-
Flooring replacement	28,000	-	-	-	-	-
Refrigeration upgrades	30,000	-	-	-	-	-
Bowling alley painting	-	20,000	-	-	-	-
Bleachers	-	-	-	-	20,000	-
Bowling alley furniture	-	-	-	-	10,000	-
Snow clearing & grass cutting equipment	-	-	-	-	20,000	-
Parks & trails upgrades	448,112	127,245	-	-	-	-
Energy & accessibility improvements	-	1,230,875	-	-	-	-
<b>Total Capital Expenses</b>	<b>\$ 815,123</b>	<b>\$ 1,586,324</b>	<b>\$ 398,672</b>	<b>\$ 84,450</b>	<b>\$ 116,596</b>	<b>\$ (0)</b>





**Regional District Of Okanagan-Similkameen  
2025-2029 Capital Financial Plan  
Pool - Oliver / "C" - 7301**

	2024 Budget	2025 Budget	2026 Budget	2027 Budget	2028 Budget	2029 Budget
<b>Funding</b>						
Transfer from capital reserve	120,000	35,000	150,000	-	-	-
Transfer from operating reserve	559	-	-	-	-	-
Debenture proceeds	-	-	350,000	-	-	-
	<u>\$ 120,559</u>	<u>\$ 35,000</u>	<u>\$ 500,000</u>	<u>\$ -</u>	<u>\$ -</u>	<u>\$ -</u>
<b>Expense</b>						
Administration charge	559	-	-	-	-	-
Roof	45,000	-	-	-	-	-
Basin & deck replacement contingent	-	-	500,000	-	-	-
Interior lighting	-	-	-	-	-	-
Interior & washroom accessibility upgrades CF	50,000	35,000	-	-	-	-
Interior & washroom accessibility upgrades	25,000	-	-	-	-	-
<b>Total Capital Expenses</b>	<u>\$ 120,559</u>	<u>\$ 35,000</u>	<u>\$ 500,000</u>	<u>\$ -</u>	<u>\$ -</u>	<u>\$ -</u>



**Regional District Of Okanagan-Similkameen  
2025-2029 Capital Financial Plan  
Pool - Keremeos/Areas "B" & "G" - 7311**

	2024 Budget	2025 Budget	2026 Budget	2027 Budget	2028 Budget	2029 Budget
<b>Funding</b>						
Transfer from capital reserve	10,000	50,000	-	-	-	-
Transfer from operating reserve	93	384	-	-	-	-
<b>Total Funding</b>	<u>\$ 10,093</u>	<u>\$ 50,384</u>	<u>\$ -</u>	<u>\$ -</u>	<u>\$ -</u>	<u>\$ -</u>
<b>Expense</b>						
Administration charge	93	384	-	-	-	-
Long term plan	10,000	50,000	-	-	-	-
<b>Total Capital Expenses</b>	<u>\$ 10,093</u>	<u>\$ 50,384</u>	<u>\$ -</u>	<u>\$ -</u>	<u>\$ -</u>	<u>\$ -</u>



**Regional District Of Okanagan-Similkameen  
2025-2029 Capital Financial Plan  
Recreation Hall - Oliver / "C" - 7401**

	2024 Budget	2025 Budget	2026 Budget	2027 Budget	2028 Budget	2029 Budget
<b>Funding</b>						
Transfer from capital reserve	18,000	45,346	-	-	-	-
Transfer from Growing Communities Fund	300,000	275,000	-	-	-	-
Transfer from operating reserve	9,059	-	-	-	-	-
<b>Total Funding</b>	<b>\$ 327,059</b>	<b>\$ 320,346</b>	<b>\$ -</b>	<b>\$ -</b>	<b>\$ -</b>	<b>\$ -</b>
<b>Expense</b>						
Administration charge	9,059	346	-	-	-	-
Equipment	-	45,000	-	-	-	-
Kitchen renovation CF	300,000	275,000	-	-	-	-
Wall curtain divider	18,000	-	-	-	-	-
<b>Total Capital Expenses</b>	<b>\$ 327,059</b>	<b>\$ 320,346</b>	<b>\$ -</b>	<b>\$ -</b>	<b>\$ -</b>	<b>\$ -</b>



**Regional District Of Okanagan-Similkameen  
2025-2029 Capital Financial Plan  
Tulameen Recreation Commission - 7491**

	2024 Budget	2025 Budget	2026 Budget	2027 Budget	2028 Budget	2029 Budget
<b>Funding</b>						
Transfer from Community Works Fund (Gas Tax)	173,755	10,000	-	-	-	-
Transfer from operating reserve	3,093	58	-	-	-	-
<b>Total Funding</b>	<b>\$ 176,848</b>	<b>\$ 10,058</b>	<b>\$ -</b>	<b>\$ -</b>	<b>\$ -</b>	<b>\$ -</b>
<b>Expense</b>						
Administration charge	3,093	58	-	-	-	-
Coalmont park development CF	7,293	-	-	-	-	-
<b>Tulameen Park development CF</b>	<b>26,462</b>	<b>-</b>	<b>-</b>	<b>-</b>	<b>-</b>	<b>-</b>
Rink board replacements	140,000	-	-	-	-	-
Sun screens	-	10,000	-	-	-	-
<b>Total Capital Expenses</b>	<b>\$ 176,848</b>	<b>\$ 10,058</b>	<b>\$ -</b>	<b>\$ -</b>	<b>\$ -</b>	<b>\$ -</b>



**Regional District Of Okanagan-Similkameen  
2025-2029 Capital Financial Plan  
Recreation Commission - Ok Falls - 7521**

	2024 Budget	2025 Budget	2026 Budget	2027 Budget	2028 Budget	2029 Budget
<b>Funding</b>						
Transfer from capital reserve	6,789	75,053	-	28,333	37,812	(0)
Transfer from Community Works Fund (Gas Tax)	376,475	56,686	-	30,000	-	-
Transfer from operating reserve	39,787	-	-	-	-	-
Debenture proceeds	10,000	-	-	-	300,000	-
<b>Total Funding</b>	<b>\$ 433,051</b>	<b>\$ 131,739</b>	<b>\$ -</b>	<b>\$ 58,333</b>	<b>\$ 337,812</b>	<b>\$ (0)</b>
<b>Expense</b>						
Salaries & wages	20,302	23,554	24,564	25,362	26,127	26,908
Salaries & wages	18,064	5,314	(24,564)	2,526	9,107	(26,908)
Administration charge	1,421	1,783	-	445	2,578	(0)
CPR spit armouring CF	229,934	-	-	-	-	-
KVR trestle jumping platform CF	-	2,000	-	-	-	-
Basketball hoop replacement	-	20,000	-	-	-	-
Garnet Family Park development CF	48,258	40,959	-	-	-	-
Kenyon Spray Park / playground	-	-	-	30,000	300,000	-
Lions Park improvements CF	10,000	-	-	-	-	-
Irrigation replacements	-	5,000	-	-	-	-
Okanagan Falls waterfront development plan CF	12,272	7,129	-	-	-	-
Christie / Kenyon Beach enhancements CF	16,800	-	-	-	-	-
Christie / Kenyon Beach enhancements	40,000	5,000	-	-	-	-
Lions Park path & trestle lighting	36,000	-	-	-	-	-
Kenyon house condition assessment	-	5,000	-	-	-	-
Area "D" drinking fountains	-	16,000	-	-	-	-
<b>Total Capital Expenses</b>	<b>\$ 433,051</b>	<b>\$ 131,739</b>	<b>\$ -</b>	<b>\$ 58,333</b>	<b>\$ 337,812</b>	<b>\$ (0)</b>



**Regional District Of Okanagan-Similkameen  
2025-2029 Capital Financial Plan  
Recreation Commission - Kaleden - 7531**

	2024 Budget	2025 Budget	2026 Budget	2027 Budget	2028 Budget	2029 Budget
<b>Funding</b>						
Transfer from capital reserve	93,500	-	105,670	0	(0)	0
Transfer from Community Works Fund (Gas Tax)	149,116	114,106	25,000	-	-	-
Transfer from Growing Communities Fund	298,111	297,715	-	-	-	-
Transfer from operating reserve	68,120	-	21,591	-	-	-
Provincial grants	88,740	-	-	-	-	-
Donations	-	4,340	-	-	-	-
<b>Total Funding</b>	<b>\$ 697,587</b>	<b>\$ 416,161</b>	<b>\$ 152,261</b>	<b>\$ 0</b>	<b>\$ (0)</b>	<b>\$ 0</b>
<b>Expense</b>						
Salaries & wages	1,624	16,040	16,726	17,271	17,792	18,322
Salaries & wages	55,968	-	4,373	(17,271)	(17,792)	(18,322)
Administration charge	10,528	5,840	1,162	0	(0)	0
Pioneer Park paths & accessibility CF	110,696	-	-	-	-	-
Pioneer Park paths & accessibility	67,500	-	-	-	-	-
Kaleden Hotel Park development CF	26,160	-	-	-	-	-
Pioneer Park improvements	-	12,000	-	-	-	-
Pioneer Park sports courts	298,111	-	-	-	-	-
Pioneer Park sports courts CF	-	302,055	-	-	-	-
Pioneer Park waterfront development CF	63,000	-	-	-	-	-
Pioneer Park development CF	20,000	-	-	-	-	-
Kaleden Hotel to Pioneer Park KVR trail upgrade	-	-	25,000	-	-	-
KVR Skaha (PIB) Geo technical assessment	-	30,000	-	-	-	-
lake front acquisition CF	8,000	-	-	-	-	-
Pioneer Park N, landscape enhancements	26,000	34,726	-	-	-	-
Twin Lakes washroom	10,000	-	-	-	-	-
Pioneer Park retaining wall design & park planning	-	15,500	105,000	-	-	-
<b>Total Capital Expenses</b>	<b>\$ 697,587</b>	<b>\$ 416,161</b>	<b>\$ 152,261</b>	<b>\$ 0</b>	<b>\$ (0)</b>	<b>\$ 0</b>



**Regional District Of Okanagan-Similkameen  
2025-2029 Capital Financial Plan  
Parks & Recreation - Naramata - 7541**

	2024 Budget	2025 Budget	2026 Budget	2027 Budget	2028 Budget	2029 Budget
<b>Funding</b>						
Transfer from capital reserve	100,000	-	-	15,000	196,502	-
Transfer from Community Works Fund (Gas Tax)	332,342	-	-	-	-	-
Transfer from Growing Communities Fund	250,000	87,298	-	-	-	-
Transfer from operating reserve	135,252	23,297	0	38,324	(0)	-
Provincial grants	93,474	2,888	-	-	-	-
Donations	35,000	-	-	-	-	-
<b>Total Funding</b>	<b>\$ 946,068</b>	<b>\$ 113,483</b>	<b>\$ 0</b>	<b>\$ 53,324</b>	<b>\$ 196,502</b>	<b>\$ -</b>
<b>Expense</b>						
Salaries & wages	4,061	7,172	7,480	7,723	7,956	8,192
Salaries & wages	77,567	-	(7,480)	5,219	11,881	(8,192)
Administration charge	8,124	41	0	382	1,665	-
Marina dredging	-	-	-	25,000	-	-
Spirit Park development CF	80,000	90,186	-	-	-	-
Spirit Park development	250,000	-	-	-	-	-
Wharf Park - acquisition / development CF	385,932	16,084	-	-	-	-
Spirit Park - drainage plan CF	46,410	-	-	-	-	-
Manitou Park - irrigation	-	-	-	-	80,000	-
Community off leash park CF	15,000	-	-	-	-	-
House of bald eagle park enhancements CF	35,000	-	-	-	-	-
Manitou Park BMX CF	10,000	-	-	-	-	-
Creek Park - accessibility / bridge upgrades	-	-	-	15,000	95,000	-
Center Beach - sculpture CF	20,500	-	-	-	-	-
<b>Total Capital Expenses</b>	<b>\$ 946,068</b>	<b>\$ 113,483</b>	<b>\$ 0</b>	<b>\$ 53,324</b>	<b>\$ 196,502</b>	<b>\$ -</b>



**Regional District Of Okanagan-Similkameen  
2025-2029 Capital Financial Plan  
Area "F" Parks Commission - 7571**

	2024 Budget	2025 Budget	2026 Budget	2027 Budget	2028 Budget	2029 Budget
<b>Funding</b>						
Transfer from capital reserve	-	45,141	2,734	-	-	-
Transfer from Community Works Fund (Gas Tax)	258,722	131,620	200,000	-	-	-
Transfer from Growing Communities Fund	498,111	40,000	-	-	-	-
Transfer from operating reserve	45,379	-	-	-	-	-
<b>Total Funding</b>	<b>\$ 802,212</b>	<b>\$ 216,761</b>	<b>\$ 202,734</b>	<b>\$ -</b>	<b>\$ -</b>	<b>\$ -</b>
<b>Expense</b>						
Salaries & wages	25,990	24,235	-	-	-	-
Administration charge	19,389	15,906	2,734	-	-	-
Land acquisition	-	-	200,000	-	-	-
<b>Mariposa Park - development plan CF</b>	<b>56,072</b>					
Mariposa Park - development plan	202,650	100,620	-	-	-	-
Bike skill park	-	15,000	-	-	-	-
Faulder Meadow Valley parkland acquisition	-	5,000	-	-	-	-
<b>Mariposa Park &amp; transportation corridor project CF</b>	<b>498,111</b>	<b>40,000</b>	<b>-</b>	<b>-</b>	<b>-</b>	<b>-</b>
Arena Upgrades	-	16,000	-	-	-	-
<b>Total Capital Expenses</b>	<b>\$ 802,212</b>	<b>\$ 216,761</b>	<b>\$ 202,734</b>	<b>\$ -</b>	<b>\$ -</b>	<b>\$ -</b>





**Regional District Of Okanagan-Similkameen  
2025-2029 Capital Financial Plan  
Area "B" Community Parks - 7581**

	2024 Budget	2025 Budget	2026 Budget	2027 Budget	2028 Budget	2029 Budget
<b>Funding</b>						
Transfer from Community Works Fund (Gas Tax)	118,382	77,000	-	-	-	-
Transfer from operating reserve	20,029	2,767	-	-	-	-
<b>Total Funding</b>	<b>\$ 138,411</b>	<b>\$ 79,767</b>	<b>\$ -</b>	<b>\$ -</b>	<b>\$ -</b>	<b>\$ -</b>
<b>Expense</b>						
Salaries & wages	18,798	1,978	-	-	-	-
Administration charge	1,231	789	-	-	-	-
Kobau Park improvements CF	26,000					
Kobau Park improvements		77,000	-	-	-	-
Kobau Park plan CF	7,382	-	-	-	-	-
Kobau Park - ball dugout replacement	50,000	-	-	-	-	-
Kobau Park - multiuse courts	35,000	-	-	-	-	-
<b>Total Capital Expenses</b>	<b>\$ 138,411</b>	<b>\$ 79,767</b>	<b>\$ -</b>	<b>\$ -</b>	<b>\$ -</b>	<b>\$ -</b>



**Regional District Of Okanagan-Similkameen  
2025-2029 Capital Financial Plan  
Parks - Oliver / "C" - 7701**

	2024 Budget	2025 Budget	2026 Budget	2027 Budget	2028 Budget	2029 Budget
<b>Funding</b>						
Recoveries - Town of Oliver	50,000	-	-	-	-	-
Transfer from capital reserve	190,614	135,000	17,576	50,384	-	-
Transfer from Community Works Fund (Gas Tax)	50,000	10,000	-	-	-	-
Transfer from Growing Communities Fund	100,000	-	-	-	-	-
Transfer from operating reserve	2,651	-	-	-	-	-
Provincial grants	220,000	500,000	280,000	-	-	-
<b>Total Funding</b>	<b>\$ 613,265</b>	<b>\$ 645,000</b>	<b>\$ 297,576</b>	<b>\$ 50,384</b>	<b>\$ -</b>	<b>\$ -</b>
<b>Expense</b>						
Administration charge	2,651	-	2,576	384	-	-
Replace Kinsmen splash park components	-	-	-	50,000	-	-
Llion's Park washroom building retrofit CF	340,614	-	-	-	-	-
Kinsmen Park playground equipment replacement CF	150,000	115,000	-	-	-	-
Llion's Park south play structure contingent	-	-	100,000	-	-	-
Llion's Park south washroom building	-	-	180,000	-	-	-
Dugout extensions & covers diamond 3	-	-	15,000	-	-	-
Rotary Park improvement project contingent	-	300,000	-	-	-	-
Solar lighting In CP contingent	-	200,000	-	-	-	-
Basketball court CF	120,000	30,000	-	-	-	-
<b>Total Capital Expenses</b>	<b>\$ 613,265</b>	<b>\$ 645,000</b>	<b>\$ 297,576</b>	<b>\$ 50,384</b>	<b>\$ -</b>	<b>\$ -</b>



**Regional District Of Okanagan-Similkameen  
2025-2029 Capital Financial Plan  
Regional Trails - 7721**

	2024 Budget	2025 Budget	2026 Budget	2027 Budget	2028 Budget	2029 Budget
<b>Funding</b>						
Transfer from capital reserve	92,923	233,435	2,162	6,781	-	-
Transfer from Community Works Fund (Gas Tax)	-	30,000	-	-	-	-
Transfer from operating reserve	57,528	18,430	4,885	1,307	-	-
Vehicle Reserve	72,000	-	-	-	-	-
Debenture proceeds	72,000	-	315,000	150,000	-	-
Provincial grants	-	20,000	-	-	-	-
Donations	332,853	-	-	-	-	-
<b>Total Funding</b>	<b>\$ 627,304</b>	<b>\$ 301,865</b>	<b>\$ 322,047</b>	<b>\$ 158,088</b>	<b>\$ -</b>	<b>\$ -</b>
<b>Expense</b>						
Salaries & wages	53,501	17,551	1,306	-	-	-
Administration charge	4,027	1,410	5,741	2,096	-	-
KVR-Similkameen trail head signage CF	54,923	24,284	-	-	-	-
KVR-Similkameen trail head signage	-	-	-	5,992	-	-
Similkameen trail construction Area 'B' & 'G'	-	30,000	-	-	-	-
KVR trail construction (Rd21 To Rd18)	-	-	-	150,000	-	-
KVR trail to Red Bridge surfacing	-	-	315,000	-	-	-
Skaha Lake trestle redeck & rails CF	10,000	113,620	-	-	-	-
Adra tunnel reopening	332,853	60,000	-	-	-	-
Zero turn mower	28,000	-	-	-	-	-
Vehicle replacements	144,000	55,000	-	-	-	-
<b>Total Capital Expenses</b>	<b>\$ 627,304</b>	<b>\$ 301,865</b>	<b>\$ 322,047</b>	<b>\$ 158,088</b>	<b>\$ -</b>	<b>\$ -</b>



**Regional District Of Okanagan-Similkameen  
2025-2029 Capital Financial Plan  
Programs - Oliver / Area "C" - 7811**

	2024 Budget	2025 Budget	2026 Budget	2027 Budget	2028 Budget	2029 Budget
<b>Funding</b>						
Transfer from capital reserve	75,000	-	-	-	-	-
Provincial grants	-	400,000	-	-	-	-
<b>Total Funding</b>	<b>\$ 75,000</b>	<b>\$ 400,000</b>	<b>\$ -</b>	<b>\$ -</b>	<b>\$ -</b>	<b>\$ -</b>
<b>Expense</b>						
Recreation master plan CF	75,000	-	-	-	-	-
Community complex parking lot repaving contingent	-	400,000	-	-	-	-
<b>Total Capital Expenses</b>	<b>\$ 75,000</b>	<b>\$ 400,000</b>	<b>\$ -</b>	<b>\$ -</b>	<b>\$ -</b>	<b>\$ -</b>



**Regional District Of Okanagan-Similkameen  
2025-2029 Capital Financial Plan  
Naramata Museum - 7831**

	2024 Budget	2025 Budget	2026 Budget	2027 Budget	2028 Budget	2029 Budget
<b>Funding</b>						
Transfer from operating reserve	15,186	-	-	-	-	-
<b>Total Funding</b>	<b>\$ 15,186</b>	<b>\$ -</b>	<b>\$ -</b>	<b>\$ -</b>	<b>\$ -</b>	<b>\$ -</b>
<b>Expense</b>						
Administration charge	186	-	-	-	-	-
Museum heating & cooling	15,000	-	-	-	-	-
<b>Total Capital Expenses</b>	<b>\$ 15,186</b>	<b>\$ -</b>	<b>\$ -</b>	<b>\$ -</b>	<b>\$ -</b>	<b>\$ -</b>



**Regional District Of Okanagan-Similkameen  
2025-2029 Capital Financial Plan  
Museum - Area "A" - 7861**

	2024 Budget	2025 Budget	2026 Budget	2027 Budget	2028 Budget	2029 Budget
<b>Funding</b>						
Transfer from Growing Communities Fund	80,000	80,000	-	-	-	-
Transfer from operating reserve	1,325	-	-	-	-	-
<b>Total Funding</b>	<b>\$ 81,325</b>	<b>\$ 80,000</b>	<b>\$ -</b>	<b>\$ -</b>	<b>\$ -</b>	<b>\$ -</b>
<b>Expense</b>						
Administration charge	1,325	-	-	-	-	-
Parking lot paving & landscaping CF	80,000	80,000	-	-	-	-
<b>Total Capital Expenses</b>	<b>\$ 81,325</b>	<b>\$ 80,000</b>	<b>\$ -</b>	<b>\$ -</b>	<b>\$ -</b>	<b>\$ -</b>



**Regional District Of Okanagan-Similkameen  
2025-2029 Capital Financial Plan  
Area "A" Community Parks - 7871**

	2024 Budget	2025 Budget	2026 Budget	2027 Budget	2028 Budget	2029 Budget
<b>Funding</b>						
Transfer from Growing Communities Fund	118,111	58,111	-	-	-	-
Transfer from operating reserve	19,804	-	-	-	-	-
<b>Total Funding</b>	<u>\$ 137,915</u>	<u>\$ 58,111</u>	<u>\$ -</u>	<u>\$ -</u>	<u>\$ -</u>	<u>\$ -</u>
<b>Expense</b>						
Administration charge	2,702	-	-	-	-	-
Park Washroom Cf	7,102	-	-	-	-	-
Park washroom	10,000	-	-	-	-	-
Parks & trails infrastructure projects	118,111	58,111	-	-	-	-
<b>Total Capital Expenses</b>	<u>\$ 137,915</u>	<u>\$ 58,111</u>	<u>\$ -</u>	<u>\$ -</u>	<u>\$ -</u>	<u>\$ -</u>



**Regional District Of Okanagan-Similkameen  
2025-2029 Capital Financial Plan  
Cemetery - Electoral Area 'E' (Naramata) - 8951**

	2024 Budget	2025 Budget	2026 Budget	2027 Budget	2028 Budget	2029 Budget
<b>Funding</b>						
Transfer from operating reserve	-	3,017	-	-	-	-
<b>Total Funding</b>	<u>\$ -</u>	<u>\$ 3,017</u>	<u>\$ -</u>	<u>\$ -</u>	<u>\$ -</u>	<u>\$ -</u>
<b>Expense</b>						
Administration charge	-	17	-	-	-	-
Cemetery mapping	-	3,000	-	-	-	-
<b>Total Capital Expenses</b>	<u>\$ -</u>	<u>\$ 3,017</u>	<u>\$ -</u>	<u>\$ -</u>	<u>\$ -</u>	<u>\$ -</u>





**Regional District Of Okanagan-Similkameen  
2025-2029 Capital Financial Plan  
Cemetery - Electoral Area 'D' (Okanagan Falls) - 8961**

	2024 Budget	2025 Budget	2026 Budget	2027 Budget	2028 Budget	2029 Budget
<b>Funding</b>						
Transfer from capital reserve	-	12,035	-	-	-	-
Transfer from operating reserve	-	57	-	-	-	-
<b>Total Funding</b>	<b>\$ -</b>	<b>\$ 12,092</b>	<b>\$ -</b>	<b>\$ -</b>	<b>\$ -</b>	<b>\$ -</b>
<b>Expense</b>						
Administration charge	-	92	-	-	-	-
Cemetery mapping	-	12,000	-	-	-	-
<b>Total Capital Expenses</b>	<b>\$ -</b>	<b>\$ 12,092</b>	<b>\$ -</b>	<b>\$ -</b>	<b>\$ -</b>	<b>\$ -</b>



**Regional District Of Okanagan-Similkameen  
2025-2029 Capital Financial Plan  
Naramata Library - 9911**

		2024 Budget	2025 Budget	2026 Budget	2027 Budget	2028 Budget	2029 Budget
<b>Funding</b>							
Recoveries		-	100,000	-	-	-	-
Transfer from capital reserve		-	79,923	-	-	-	-
<b>Total Funding</b>		<b>\$ -</b>	<b>\$ 179,923</b>	<b>\$ -</b>	<b>\$ -</b>	<b>\$ -</b>	<b>\$ -</b>
<b>Expense</b>							
Salaries & wages		-	17,736	-	-	-	-
Administration charge		-	2,187	-	-	-	-
Library renovations		-	160,000	-	-	-	-
<b>Total Capital Expenses</b>		<b>\$ -</b>	<b>\$ 179,923</b>	<b>\$ -</b>	<b>\$ -</b>	<b>\$ -</b>	<b>\$ -</b>